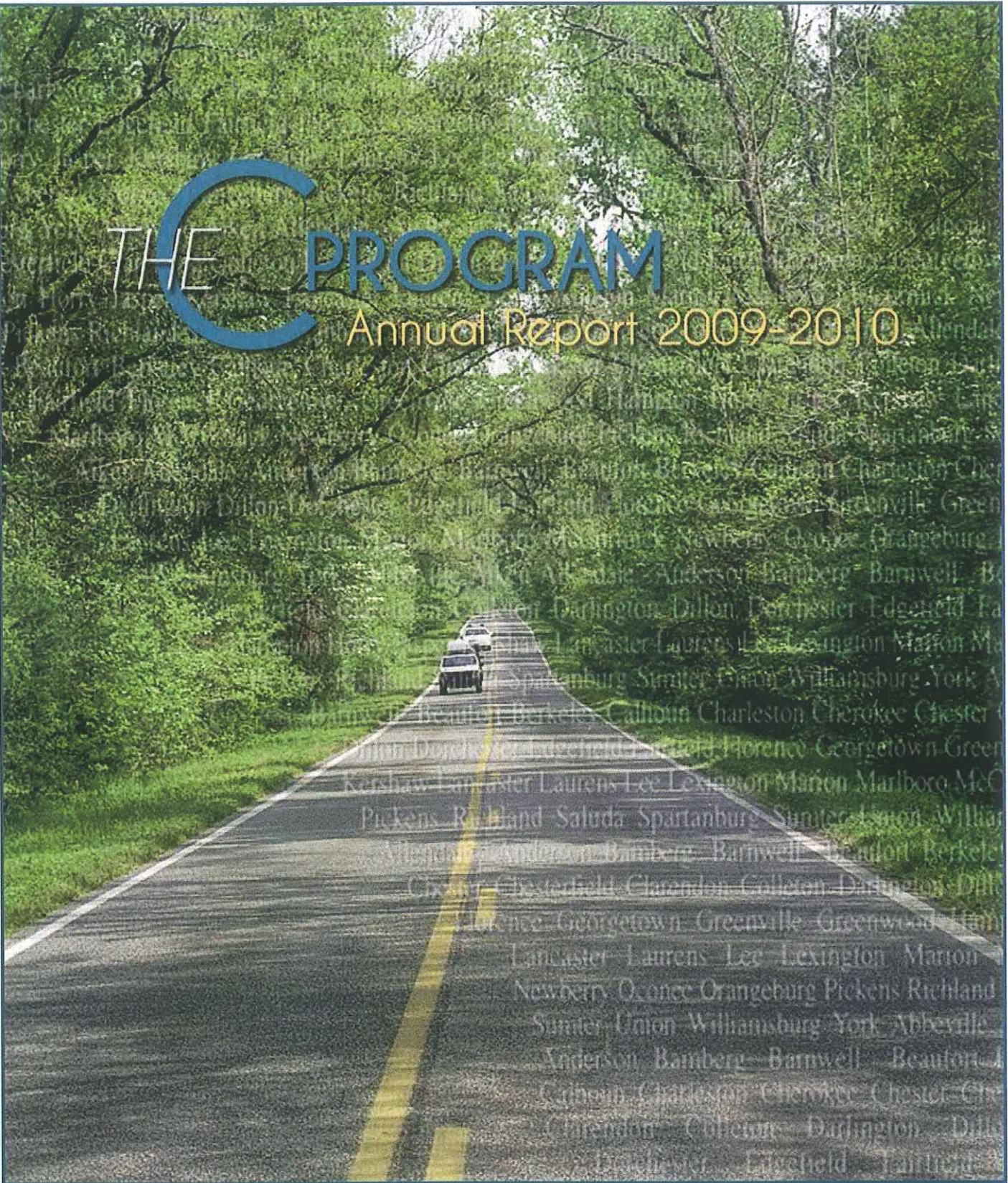


THE C PROGRAM

Annual Report 2009-2010



SCDOT

Summary Report for the 2009/2010 C Fund Program

C Program Background:

The C Program is a long-established partnership between SCDOT and the forty six counties of South Carolina to fund the improvements of state roads, county roads, city streets and other local transportation projects. The C Program is successful because local leaders and citizens alike are willing to work with SCDOT to meet needs of the communities throughout South Carolina. Section A and B of South Carolina Code 12-28-2740 state that two and sixty-six one-hundredths cents a gallon of the user fee on gasoline must be deposited with the State Treasurer and used in furtherance of a countywide transportation plan adopted by county transportation committees.

The projected revenue from the sale of gasoline allocated to the C Fund program is expected to increase from \$64,860,000 in state fiscal year 2009-2010 to \$68,000,000 for the current state fiscal year 2010-2011. This minor increase can be attributed to modest fluctuations in the price and consumption of gasoline. It is expected this change in income to the county transportation committees would translate into a small increase from the previous year in the number of transportation related improvement projects being constructed throughout South Carolina.

2010 C Fund Program Administration Audit Report:

In early 2010 the Office of the Chief Internal Auditor (OCIA) completed a compliance audit of the C Fund Program Administration of the SCDOT. The objective of the audit was to review the operations of the C Program Administration Office and its support departments to ascertain if their operations are compliant with those applicable sections of the S.C. Code of Laws.

Interviews were conducted by OCIA staff members during the audit of the CTC Chairmen throughout the state and it was reported in the Audit Report that according to the CTC Chairmen interviewed the C Office and C Program Managers do an outstanding job at answering questions and being available to assist them; and, that over the last few years the C Office has become more disciplined by issuing reports at the conclusion of the annual review and is responding quicker to questions about the types of projects that are eligible for C Funds. Furthermore, in accordance with the audit report, SCDOT's C Program Administration Office is now working closely with all CTCs to ensure their transportation plans are current and applicable to the C Fund law.


Annual Report:

The nineteen County Transportation Committees listed in this report administered C Funds for their respective counties during the 2009/2010 state fiscal year. The individual county reports contained herein were prepared by each County Transportation Committee and submitted to the South Carolina Department of Transportation (SCDOT). These individual reports have been compiled and are being submitted to the General Assembly as required by Section D of South Carolina Code 12-28-2740.

In accordance with Section P of South Carolina Code Section 12-28-2740, SCDOT has performed compliance reviews of these committees. All nineteen CTCs programmed a sufficient quantity of transportation related projects on the state highway system to ensure compliance with the law. Furthermore, the balance of uncommitted funds carried forward from one year into the next did not exceed three hundred percent of the county's total apportionment for the most recent year as required by Section D of the South Carolina Code Section.

Questions regarding the C Program can be directed to SCDOT's "C" Program Administrator, Herbert J. Cooper @ 803-737-0230.

REPORT TO THE GENERAL ASSEMBLY
C FUND EXPENDITURES
FOR
SELF ADMINISTERED
COUNTY TRANSPORTATION COMMITTEES
JULY 1, 2009– JUNE 30, 2010



ANDERSON COUNTY
BEAUFORT COUNTY
BERKELEY COUNTY
CHARLESTON COUNTY
CHEROKEE COUNTY
CHESTER COUNTY
CLARENDON COUNTY
COLLETON COUNTY
EDGEFIELD COUNTY
GREENVILLE COUNTY

GREENWOOD COUNTY
LANCASTER COUNTY
LAUARENS COUNTY
LEXINGTON COUNTY
PICKENS COUNTY
SALUDA COUNTY
SPARTANBURG COUNTY
SUMTER COUNTY
YORK COUNTY

LISTING OF COUNTIES ADMINISTERING C FUNDS

- Section 1: Anderson County Transportation Committee
- Section 2: Beaufort County Transportation Committee
- Section 3: Berkeley County Transportation Committee
- Section 4: Charleston County Transportation Committee
- Section 5: Cherokee County Council
- Section 6: Chester County Council
- Section 7: Clarendon County Council
- Section 8: Colleton County Transportation Committee
- Section 9: Edgefield County Transportation Committee
- Section 10: Greenville County Transportation Committee
- Section 11: Greenwood County Transportation Committee
- Section 12: Lancaster County Transportation Committee
- Section 13: Laurens County Transportation Committee
- Section 14: Lexington County Council
- Section 15: Pickens County Transportation Committee
- Section 16: Saluda County Transportation Committee
- Section 17: Spartanburg County Transportation Committee
- Section 18: Sumter County Transportation Committee
- Section 19: York County Transportation Committee

ANDERSON COUNTY ANNUAL C FUND REPORT

JULY 2009 - JUNE 2010

10/11/2010

INCOME AND EXPENSES

Balance of Funds as of July 1, 2009	\$ 3,107,153

Income:	
Funds Received for Period July 1, 2009 through June 30, 2010	\$ 2,787,932
Interested Earned for Period July 1, 2009 through June 30, 2010	\$ 17,323
Total Income	\$ 2,805,255

Expenses:

Administrative Expenses	\$ 2,000
Per Diem Expenses	\$ -
Local Paving Project Expenditures	\$ 601,827
State Road Project Expenditures	\$ 1,086,767
Total Expenditures	\$ 1,690,594
Balance of Funds as of June 30, 2010	\$ 4,221,814

REMAINING FUNDING COMMITMENTS

Local Paving Projects	
State Road Projects	\$ 2,275,923
Total Committed Funds	\$ 896,977
Total Uncommitted Funds Available for New Projects	\$ 3,172,900
Uncommitted Funds as Percent of Total Income =	37.4%

Note: Typically all funds available are programmed. Uncommitted funds reflected, are mainly due to a timing issues.

LOCAL PAVING PROJECTS

Note: Yo Date Expenses can reflect multiple fiscal years.

LOCAL ROUTE	PROJECT DESCRIPTION	WORK TYPE	RESPONSIBLE AGENCY	BUDGET	FISCAL YEAR EXPENDITURES	TO DATE EXPENDITURES	REMAINING BUDGET
C-02-0021	Paint Lines & Reflectors	safety	County	\$100,000.00	\$92,539.46	\$92,539.46	\$7,460.54
	Old Mill Road Bridge - Surface Repair	bridge repair	County	\$114,000.00	\$114,055.58	\$114,055.58	(555.58)
	Sandy Springs Fire Dept. - Flashing Lights	safety	SCDOT	\$7,500.00	\$6,850.00	\$6,850.00	\$650.00
BN-18-569	Mattison Drive (City of Belton)	resurface	Belton	\$40,000.00	\$39,970.00	\$39,970.00	\$30.00
C-09-0383	Tri-County Tech - Training Facility	Build Parking Lot	County	\$332,000.00	\$116,770.40	\$116,770.40	\$215,229.60
C-07-0023	Crawford Road	resurface	County	\$243,000.00	\$80.50	\$80.50	\$242,919.50
C-10-114&5	Harrist Circle & Oak Hill Drive Intersection	Intersection Improve.	County	\$86,000.00	\$19,488.75	\$19,488.75	\$66,511.25
C-04-0083A	Beaver Run	resurface	County	\$105,000.00	\$28,116.81	\$28,116.81	\$76,883.19
C-03-0020	Howe Road	resurface	County	\$77,000.00	\$13,948.03	\$13,948.03	\$63,051.97
C-04-0050A	Morton Drive	resurface	County	\$52,000.00	\$16,869.49	\$16,869.49	\$35,130.51
C-04-0040	Fanis Grove Circle	resurface	County	\$127,500.00	\$86,083.75	\$86,083.75	\$41,416.25
C-09-0248	Biggs Street	resurface	County	\$49,500.00	\$12,925.59	\$12,925.59	\$36,574.41
C-09-0249	Alpha Street	resurface	County	\$33,000.00	\$3,006.80	\$3,006.80	\$29,993.20
C-09-0316	Ferrwood Circle	resurface	County	\$109,000.00	\$28,525.72	\$28,525.72	\$80,474.28
C-15-0078	Beaver Creek	resurface	County	\$72,500.00	\$9,501.67	\$9,501.67	\$62,998.33
C-09-0163B	Wild Cherry Court	resurface	County	\$63,000.00	\$13,094.39	\$13,094.39	\$49,905.61
TOTALS				\$ 1,611,000	\$ 601,827	\$ 601,827	\$ 1,009,173

STATE ROAD PROJECTS

Note: Actual Expenses can reflect multiple fiscal years.

ROAD ROUTE	PROJECT DESCRIPTION	WORK TYPE	RESPONSIBLE AGENCY	BUDGET	FISCAL YEAR EXPENDITURES	TO DATE EXPENDITURES	REMAINING BUDGET
SC 81	Anderson - Fire Station Flashing Lights	Safety	SCDOT	\$5,450.00	\$5,777.00	\$5,777.00	(327.00)
	Wren School Sidewalks - Repairs to ADA	Safety	SCDOT	\$39,200.00	\$39,062.08	\$39,062.08	\$137.92
	Overrun Intersection Improvement Match (City of Belton) Fire Dept. Flashing Light	Intersection Improve.	SCDOT	\$1,490.62	\$1,490.62	\$1,490.62	\$0.00
	Bill Mouchet Road	Safety	SCDOT	\$7,000.00	\$6,950.00	\$6,950.00	\$50.00
S-04-0242	Tribble Street	Resurface	SCDOT	\$45,428.00	\$45,428.00	\$45,428.00	\$0.00
S-04-1110	Parkview Road	Resurface	SCDOT	\$143,128.00	\$143,128.00	\$143,128.00	\$0.00
S-04-0069	Brown Road Bridge - Approved by State	Bridge Replacement	SCDOT	\$191,847.00	\$191,847.00	\$191,847.00	\$0.00
C-10-0155	Town of Iva Intersection Improvements	Intersection Improve.	SCDOT	\$620,000.00	\$544,612.00	\$619,950.00	\$50.00
S-04-0015	Rock Springs Fire Dept. - Flashing Lights	Safety	SCDOT	\$50,000.00	\$50,000.00	\$50,000.00	\$0.00
SC Hwy 413	Town of West Pelzer Streetscape	Streetscape	SCDOT	\$7,367.00	\$7,367.00	\$7,367.00	\$0.00
SC Hwy 8			SCDOT	\$51,105.00	\$51,105.00	\$51,105.00	\$0.00
TOTALS				\$ 1,162,016	\$ 1,086,767	\$ 1,162,105	\$ (89)

STATE ROAD MATCH PROJECTS

Note: Actual Expenses can reflect multiple fiscal years.

ROAD ROUTE	PROJECT DESCRIPTION	WORK TYPE	RESPONSIBLE AGENCY	BUDGET	FISCAL YEAR EXPENDITURES	TO DATE EXPENDITURES	REMAINING BUDGET	CURRENT FISCAL YEAR EXPENDITURES IN EXCESS OF MATCH AMOUNT
Various	Overrun Intersection Improvement Match	Intersection Improve.	SCDOT	\$1,490.62	\$1,490.62	\$1,490.62	\$0.00	\$0.00
TOTALS				\$ 1,491	\$ 1,491	\$ 1,491	\$ 0.00	\$ 0.00

EXPENDITURES FOR STATE ROAD PROJECTS AND MATCH PROJECTS IN EXCESS OF MATCH AMOUNT (AS A PERCENT OF TOTAL INCOME) = 38.7%

LOCAL ROUTE	PROJECT DESCRIPTION	WORK TYPE	RESPONSIBLE AGENCY	BUDGET	EXPENDITURES	EXPENDITURES	REMAINING BUDGET
-------------	---------------------	-----------	--------------------	--------	--------------	--------------	------------------

CTC CHAIRMAN: *Jameson*
DATE: 10/11/10

PREPARED BY: *Paul J. Dunning*
TITLE: FINANCIAL ANALYST

**BEAUFORT COUNTY ANNUAL C FUND REPORT
JULY 1, 2009- JUNE 30, 2010**

10/15/2010

INCOME AND EXPENSES

Balance of Funds as of July 1, 2009	-----	\$2,832,053.00
Income:		
Funds Received for Period July 1, 2009 through June 30, 2010	\$1,665,869.00	
Interested Earned for Period July 1, 2009 through June 30, 2010	\$17,036.00	
Total Income	-----	\$1,682,905.00
Expenses:		
Administrative Expenses	\$961.00	
Local Paving Project Expenditures	\$1,278,537.00	
State Road Project Expenditures	\$563,904.00	
State Road Match Expenditures	\$0.00	
Total Expenditures	-----	\$1,843,402.00
Balance of Funds as of June 30, 2010	-----	\$2,671,556.00

FUNDING COMMITMENTS

Local Paving Projects	\$1,103,509.00
State Road Projects	\$634,831.00
State Road Match Projects	\$0.00
Total Committed Funds	-----
Total Uncommitted Funds Available for New Projects	-----
Uncommitted Funds as Percent of Total Income = 56%	-----
	\$1,738,340.00
	\$933,216.00

BEAUFORT COUNTY ANNUAL C FUND REPORT
 JULY 1, 2009 - JUNE 30, 2010

10/15/2010

LOCAL PAVING PROJECTS

LOCAL ROUTE	PROJECT DESCRIPTION	WORK TYPE	RESPONSIBLE AGENCY	BUDGET	TOTAL EXPENDITURES	CURRENT FY EXPENDITURES	REMAINING BUDGET
	Webb Road - Contract 41	Paving/Drainage	County	\$ 59,952.00	\$ 59,141.00	\$ 59,141.00	\$ 811.00
	Honeysuckle Road - Contract 34	Paving/Drainage	County	\$ 52,742.00	\$ 52,742.00	\$ 16,358.00	\$ -
	Joc Allen/Biddle Ln - Contract 40	Paving/Drainage	County	\$ 231,619.00	\$ 38,659.00	\$ 37,824.00	\$ 192,960.00
	Browns Island Road - Contract 40	Paving/Drainage	County	\$ 302,177.00	\$ 302,177.00	\$ 275,535.00	\$ -
	Stroup Road - Contract 34	Paving/Drainage	County	\$ 127,489.00	\$ 127,489.00	\$ 114,008.00	\$ -
	Patterson Road - Contract 40	Paving/Drainage	County	\$ 235,111.00	\$ 83,774.00	\$ 83,774.00	\$ 151,337.00
	Middle River Road - Contract 40	Paving/Drainage	County	\$ 51,638.00	\$ 51,638.00	\$ 51,638.00	\$ -
	Bessies Lane - Contract 41	Paving/Drainage	County	\$ 127,546.00	\$ 94,176.00	\$ 94,176.00	\$ 33,370.00
	Riley Road - Contract 41	Paving/Drainage	County	\$ 122,764.00	\$ 92,542.00	\$ 92,542.00	\$ 30,222.00
	Nathan Pope Road - Contract 41	Paving/Drainage	County	\$ 74,986.00	\$ 20,762.00	\$ 20,762.00	\$ 54,224.00
	Scipio Road - Contract 41	Paving/Drainage	County	\$ 110,609.00	\$ 27,233.00	\$ 27,233.00	\$ 83,376.00
	Fair Road - Contract 41	Paving/Drainage	County	\$ 76,830.00	\$ 72,776.00	\$ 72,776.00	\$ 4,054.00
	Cherokee Farms Road - Contract 41	Paving/Drainage	County	\$ 355,759.00	\$ 326,598.00	\$ 326,598.00	\$ 29,161.00
	Paulkie Island Road - Contract 39	Paving/Drainage	County	\$ 203,563.00	\$ 775.00	\$ 775.00	\$ 202,788.00
	Frame Avenue - Contract 39	Paving/Drainage	County	\$ 94,997.00	\$ 771.00	\$ 771.00	\$ 94,226.00
	Harvey's Bend - Contract 39	Paving/Drainage	County	\$ 41,948.00	\$ 771.00	\$ 771.00	\$ 41,177.00
	Mark Avenue - Contract 39	Paving/Drainage	County	\$ 31,213.00	\$ 771.00	\$ 771.00	\$ 30,442.00
	Habersham Avenue - Contract 39	Paving/Drainage	County	\$ 39,805.00	\$ 771.00	\$ 771.00	\$ 39,034.00
	Wesley Avenue - Contract 39	Paving/Drainage	County	\$ 56,460.00	\$ 771.00	\$ 771.00	\$ 55,689.00
	Suzanne Avenue - Contract 39	Paving/Drainage	County	\$ 34,396.00	\$ 771.00	\$ 771.00	\$ 33,625.00
	Hugh Avenue - Contract 39	Paving/Drainage	County	\$ 27,784.00	\$ 771.00	\$ 771.00	\$ 27,013.00
	Total Local Paving Projects			\$ 2,459,388.00	\$ 1,355,879.00	\$ 1,278,537.00	\$ 1,103,509.00

BEAUFORT COUNTY ANNUAL C FUND REPORT
 JULY 1, 2009 - JUNE 30, 2010

10/15/2010

STATE ROAD PROJECTS

ROAD-ROUTE	PROJECT DESCRIPTION	WORK TYPE	RESPONSIBLE AGENCY	BUDGET	TOTAL EXPENDITURES	CURRENT FY EXPENDITURES	REMAINING BUDGET
S-7-13-377	State Road Projects - 12 rds	10.2 miles	County	\$ 1,118,620.00	\$ 1,118,620.00	\$ 336,603.00	\$ -
S-7-535	Alljoy St/Royal Pines Blvd	Resurfacing	County	\$ -	\$ -	\$ -	\$ -
S-7-113	Oyster Catcher Rd						
S-7-263	Change Grove/Capers Island Rd						
S-7-113	Pine Grove Road						
S-7-45	Capers Island Road						
S-7-335	MLK Blvd (0.2 miles)						
S-7-397	Mitchelville Rd/Bay Gall						
S-7-462/392	Brotherhood Road						
US 21	Azalea Drive						
	Sea Island Parkway						
	State Road Projects - 20 Rds	6.9 Miles	County	\$ 2,500.00	\$ 2,500.00	\$ 2,500.00	\$ -
S-7-586	Dr. Mellichamp Rd	Resurfacing	County	\$ 859,632.00	\$ 224,801.00	\$ 224,801.00	\$ 634,831.00
S-7-299-66	Church St/Boundary St						
S-7-584/583	Jason St/W/Inspiring Pines						
S-7-300/241/404	Allen St/Goethe Rd/Schultz Rd						
S-7-634-636/635	Roberts Rd/Creek Rd/Vaux Rd						
S-7-761/728	WK Alston Dr/Ratel Dr						
S-7-159/375	Allison Rd/Port Republic St						
S-7-206-276	Hancock St/Duncan Dr						
S-7-563/586	Verdier Rd/Langhorne Dr						
S-7-273	Meritte Ave						
	TOTALS			\$ 1,980,752.00	\$ 1,345,921.00	\$ 565,904.00	\$ 634,831.00

STATE ROAD MATCH PROJECTS

ROAD-ROUTE	PROJECT DESCRIPTION	WORK TYPE	RESPONSIBLE AGENCY	CTC PROGRAM MATCH FUNDS COMMITTED	EXPENDITURES	CURRENT FY EXPENDITURES	REMAINING BUDGET	CURRENT FY EXPENDITURES IN OF MATCH AMOUNT
	Totals			\$0.00	\$0.00	\$0.00	\$0.00	\$0.00

Expenditures for State Road Projects & Match Projects in Excess of Match Amount as Percent of Total Income - 3.4%

*Note: For match programs only CTC expenditures in excess of match amounts may be applies towards meeting the 25% requirement for expenditure on the state highway system

CTC Chairman: _____

Date: _____

BERKELEY COUNTY ANNUAL C-FUND REPORT
JULY 1, 2009 – JUNE 30, 2010

INCOME & EXPENSES

Balance of Funds as of July 1, 2009	\$12,007,946.73
Income:	
Gas Tax Funds Accrued for Period July 1, 2009 through June 30, 2010	\$2,399,100.95
Interest Earned for Period July 1, 2009 through June 30, 2010	\$ 25,760.16
Other Funds Received for Period July 1, 2009 through June 30, 2010	\$ 339,077.51
Total Income	
Expenses:	
Administrative Expenses	\$ 382.43
Per Diem Expenses	\$ 0.00
Local Paving Expenditures	\$ 576,311.33
State Road Project Expenditures	\$ 3,107,449.07
Total Expenditures	
Balance of Funds as of June 30, 2010	\$ 3,684,142.83
	\$11,087,742.52

FUNDING COMMITMENTS

Local Paving Projects (balance)	\$4,688,925.66
State Road Projects (balance)	\$3,622,961.84
Total Committed Funds (balance)	
Total Uncommitted Funds Available for New Projects	\$ 8,311,887.50
Uncommitted Funds as a Percentage of Total Income* is 125.5%	\$ 2,775,855.02

LOCAL PAVING PROJECTS FY 2009/2010 Expenditures							
ROAD/ ROUTE	PROJECT DESCRIPTION	WORK TYPE	RESPONSIBLE AGENCY	BUDGET	TOTAL EXPENDITURES	FY 09/10 EXPENDITURES	REMAINING BUDGET
04 B 002	Pond Road	Right of way acquisition	Berkeley County	15,000.00	3,612.00	3,500.00	11,388.00
04 B 012	George Wigfall Road	Right of way acquisition	Berkeley County	15,000.00	12,150.00	7,042.50	2,850.00
06 B 002	Pond Road Design Revision	Engineering & bid documents for paving & related improvements	Berkeley County	37,000.00	38,666.67	3,670.00	(1,666.67)
06 B 005	Palace Drive	Paving & related improvements	Berkeley County	250,000.00	184,248.54	96,448.95	65,751.46
07 B 003	Bethel Road	Paving & related improvements	Berkeley County	432,000.00	252,354.65	104,620.59	179,645.35
07 B 004	Frederick Douglas Ave Maplewood Road	Paving & related improvements	Berkeley County	864,000.00	556,283.69	278,158.23	307,716.31
09 B 004	Local Road Resurfacing- 2009	Local Road Resurfacing	Berkeley County	1,855,800.00	31,610.01	31,610.01	1,824,189.99
10 B 002	Trinity Church Road	Engineering & bid documents for paving & related improvements	Berkeley County	118,600.00	51,261.05	51,261.05	67,338.95
					\$576,311.33	576,311.33	
					26.1%		

TOTAL EXPENDITURES FOR LOCAL PAVING PROJECTS:

TOTAL EXPENDITURES FOR LOCAL PAVING PROJECTS AS PERCENT OF TOTAL INCOME*: 26.1%

STATE ROAD PROJECTS FY 2009/2010 Expenditures							
ROAD/ROUTE	PROJECT DESCRIPTION	WORK TYPE	RESPONSIBLE AGENCY	BUDGET	TOTAL EXPENDITURES	FY 09/10 EXPENDITURES	REMAINING BUDGET
S-432; S-660; S-699; S-757; S-979	08 D 002 Additional State Resurfacing (SCDOT 08 C 0038)	Repair & resurfacing	SCDOT	450,427.07	397,802.33	167,516.16	52,624.74
Myers Road	09 D 003 SCDOT Resurfacing	Repair & resurfacing	SCDOT	2,939,432.91	2,939,432.91	2,939,432.91	0.00
	09 D 002 Firefighter Brandon Thompson Highway Dedication	Dedication signs	SCDOT	500.00	500.00	500.00	0.00
						3,107,449.07	

STATE ROAD MATCH PROJECTS FY 2009/2010 Expenditures								
ROAD/ROUTE	PROJECT DESCRIPTION	WORK TYPE	RESPONSIBLE AGENCY	CTC PROGRAM MATCH FUNDS COMMITTED	TOTAL EXPENDITURES	CURRENT FISCAL YEAR EXPENDITURES	REMAINING BUDGET	CURRENT FISCAL YEAR EXPENDITURES IN EXCESS OF MATCH AMOUNT**

EXPENDITURES FOR STATE ROAD PROJECTS AND MATCH PROJECTS IN EXCESS OF MATCH AMOUNT AS PERCENT OF TOTAL INCOME* = 140.5%

* For purposes of this report, "total income" is the County's "apportionment" as described in SC Code Section 12-28-2740.
 ** For match programs only CTC expenditures in excess of match amounts may be applied towards meeting the 25% requirement for expenditure on the State highway system.

CTC Chairman:  Date: 10/20/2010

CHARLESTON COUNTY ANNUAL C FUND REPORT
JULY 2009 - JUNE 2010

Report Date: September 30, 2010

INCOME AND EXPENSES

Balance of Funds as of July 1, 2009 \$ 12,118,227
\$ 12,118,227

Income:
 Funds Received for Period July 1, 2009 through June 30, 2010 \$ 3,724,848
 Interest Earned for Period July 1, 2009 through June 30, 2010 \$ 55,830
 Total Income \$ 3,780,678

Expenses:
 Administrative Expenses \$ 2,000
 Local Road Project Expenditures \$ 2,655,619
 State Road Project Expenditures \$ 1,507,757
 State Road Match Expenditures \$ 132,230
 Total Expenditures \$ 4,297,606
 Balance of Funds as of June 30, 2010 \$ 11,601,300

FUNDING COMMITMENTS

Local Road Projects \$ 5,228,976
 State Road Projects \$ 5,798,691
 State Road match Projects \$ 472,757
 Total Committed Funds \$ 11,500,423
 Total Uncommitted Funds Available for New Projects \$ 100,876
 Uncommitted Funds as Percent of Total Income = 2.7%

CTC Chairman *Jim Sanderson (for W.O.L.)*

Date: 09/15/2010

LOCAL PAVING PROJECTS

LOCAL ROUTE	Org Key	PROJECT DESCRIPTION	WORK TYPE	RESPONSIBLE AGENCY	BUDGET	TOTAL EXPENDITURES	Current Fiscal Year Expenditures	REMAINING BUDGET	Current Fiscal Year Expenditures in excess
	W42046003	54th-57th Ave Drainage	Drainage	Charleston County	\$ 100,000	\$ -	\$ -	\$ 100,000	\$ -
	W42006709	Alston Avenue	Paving	Charleston County	216,000	21,927	-	194,073	-
	W42006807	Ashley Hall Sidewalk	Sidewalks	Charleston County	116,981	116,981	-	-	-
	W42006806	Bralisford Road	Paving	Charleston County	110,398	110,398	-	-	-
	W42046901	Byrnes Down Sidewalk	Sidewalks	Charleston County	225,000	65,455	-	-	-
	W42006805	Foxwood/Popperdam Sidewalks	Sidewalks	Charleston County	529,000	396,595	44,455	159,545	-
	W42046902	Hampton Place	Paving	Charleston County	50,600	7,043	264,933	132,405	-
	W42046002	Kiawah Isle Parkway	Reimbursement	Charleston County	50,000	50,000	50,000	43,557	-
	W42006510	Lincolnville Misc	Road Materials	Charleston County	80,000	11,224	-	-	-
	W42006005	New Road	Paving	Charleston County	175,000	84,532	-	68,776	-
	W42006410	New Road	Paving	Charleston County	75,000	-	-	90,468	-
	W42006509	New Road	Paving	Charleston County	50,000	-	-	75,000	-
	W42006511	Pavement Management	Paving	Charleston County	75,000	-	-	50,000	-
	W42046001	Proj Req Evals	Software	Charleston County	10,000	54,916	2,034	20,084	-
	W42006804	Railroad Avenue	Paving	Charleston County	118,928	118,928	-	7,966	-
	W42007805	Resurfacing FY08	Resurfacing	Charleston County	879,422	879,422	-	-	-
	W42047907	Resurfacing FY09	Resurfacing	Charleston County	3,953,722	2,113,354	33,170	1,840,368	-
	W42047008	Resurfacing FY10	Resurfacing	Charleston County	1,303,175	3,993	2,105,674	1,299,182	-
	W42047901	Road Rating Pavement	Roadway Construction	Charleston County	92,000	55,227	3,993	36,773	-
	W42047902	S Rhett Connection	Paving	Charleston County	480,000	48,506	55,227	431,494	-
	W42046904	Seawater Drive and Elias Lane	Paving	Charleston County	303,600	61,491	19,223	242,109	-
	W42006708	Selah Street	Paving	Charleston County	102,543	102,543	60,726	-	-
	W42046004	Specification Book	Spec book	Charleston County	35,000	-	-	35,000	-
	W42006305	West Boundary	Paving	Charleston County	318,101	17,263	-	300,838	-
	W42046905	Wingo Way Drainage	Drainage	Charleston County	159,167	20,827	16,184	138,340	-
		TOTALS			\$ 9,608,637	\$ 4,342,660	\$ 2,655,619	\$ 5,265,977	\$ -

EXPENDITURES FOR LOCAL ROAD PROJECTS AS PERCENT OF TOTAL INCOME =

70.2%

STATE ROAD PROJECTS

ROAD ROUTE	Org Key	PROJECT DESCRIPTION	WORK TYPE	RESPONSIBLE AGENCY	BUDGET	TOTAL EXPENDITURES	Current Fiscal Year Expenditures	REMAINING BUDGET	Current Fiscal Year Expenditures in excess
S-1210	W42007608	Ashley Hall Road	Sidewalk	Charleston County	\$ 40,000	\$ 38,731	\$ 984	\$ 1,269	\$ -
I526 Ramp	W42047906	526 EB Connector/International	Intersection Improvement	Charleston County	\$ 100,000	\$ 83,654	\$ 67,229	\$ 16,346	\$ -
S-559	W42047007	Cherry St Improvements	Roadway Construction	Charleston County	\$ 76,247	\$ 12,621	\$ 12,621	\$ 63,626	\$ -
S-2028	W42047004	Cross City at Dorchester	Intersection Improvement	Charleston County	\$ 175,000	\$ 30,332	\$ 30,332	\$ 144,668	\$ -
S-728	W42047005	Dogwood Rd Sidewalk	Sidewalks	Charleston County	\$ 185,000	\$ 28,412	\$ 28,412	\$ 156,588	\$ -
S-658	W42047006	Fishburne St	Sidewalks	Charleston County	\$ 90,000	\$ 16,070	\$ 16,070	\$ 73,930	\$ -
Various	W42047904	FY09 Projects	Signs	Charleston County	\$ 5,000	\$ -	\$ -	\$ 5,000	\$ -
S-94	W42007604	Grimball Road Bike Lane	Bike Path	Charleston County	\$ 21,667	\$ 21,668	\$ -	\$ -	\$ -
S-94	W42007504	Grimball Road Bike Path	Bike Path	Charleston County	\$ 45,000	\$ 45,167	\$ 5,286	\$ -	\$ -
S-95	W42007009	Grimball Road Sidewalk II	Sidewalk	Charleston County	\$ 110,000	\$ -	\$ -	\$ 110,000	\$ -
S-94	W42007613	Grimball Road Sidewalk II 06	Sidewalk	Charleston County	\$ 413,958	\$ 139	\$ 139	\$ 413,819	\$ -
S-94	W42047905	Grimball Road Sidewalk Phase II	Sidewalk	Charleston County	\$ 200,000	\$ 66,596	\$ 64,735	\$ 133,404	\$ -
S-60	W42007810	I-526 Exit 19 @ North Rheitt	Intersection Improvement	Charleston County	\$ 101,583	\$ 101,583	\$ -	\$ -	\$ -
I526 Ramp	W42047011	I-526/International turn	Intersection Improvement	Charleston County	\$ 165,000	\$ 17,407	\$ 17,407	\$ -	\$ -
S-201442	W42007806	Magwood Road Sidewalk	Sidewalk	Charleston County	\$ 123,935	\$ 123,944	\$ -	\$ 147,593	\$ -
SC611/1863	W42007811	Main/Brownswood	Intersection Improvement	Charleston County	\$ 85,508	\$ 85,509	\$ -	\$ -	\$ -
S-599	W42007506	McConnell/Magwood	Intersection Improvement	Charleston County	\$ 125,000	\$ -	\$ -	\$ -	\$ -
S-599	W42007808	Middle Street	Drainage	Charleston County	\$ 242,839	\$ 242,006	\$ 1,692	\$ 125,000	\$ -
S-2325	W42007404	Middle Street Drainage	Drainage	Charleston County	\$ 50,000	\$ 24,603	\$ 1,692	\$ 833	\$ -
S-963/1595	W42046903	Railroad Avenue	Paving	Charleston County	\$ 24,730	\$ 7,060	\$ -	\$ 25,397	\$ -
(see attachment)	W42007805	Red Sunset	Intersection	Charleston County	\$ 100,000	\$ 25,689	\$ -	\$ -	\$ -
(see attachment)	W42047907	Resurfacing FY08	Resurfacing	Charleston County	\$ 1,166,746	\$ 852,525	\$ 25,689	\$ 74,311	\$ -
St 67% , Loc. 33%	W42047008	Resurfacing FY09	Resurfacing	Charleston County	\$ 2,036,766	\$ 1,088,697	\$ 43,969	\$ -	\$ -
S-51/S-921	W42047002	Resurfacing FY10	Resurfacing	Charleston County	\$ 2,645,840	\$ 1,088,697	\$ 1,084,741	\$ 948,069	\$ -
S-51/S-921	W42007809	Rifle Range at 6 mile	Intersection Improvement	Charleston County	\$ 65,000	\$ 8,107	\$ 8,107	\$ 2,637,733	\$ -
(46% local/54% State)	W42047901	Rifle Range/ Six mile Intersection	Intersection Improvement	Charleston County	\$ 125,000	\$ -	\$ -	\$ 65,000	\$ -
US17	W42047003	Road Rating Pavement	Engineering Analysis	Charleston County	\$ 108,000	\$ 64,832	\$ -	\$ 125,000	\$ -
US17	W42047001	US17 at Buckhorn	Intersection Improvement	Charleston County	\$ 200,000	\$ 21,968	\$ 64,832	\$ 43,168	\$ -
US17/SC165	W42007812	US17 at E26 Barrier wall	Median	Charleston County	\$ 50,000	\$ 9,819	\$ 21,968	\$ 178,032	\$ -
US17/SC175	W42047010	US17/165 Intersection	Intersection Improvement	Charleston County	\$ 265,254	\$ 265,255	\$ 9,819	\$ 40,181	\$ -
US17/SC174	W42047903	US17N at SC174 Turn Lane	Turn lane	Charleston County	\$ 85,000	\$ -	\$ -	\$ -	\$ -
S-26	W42047012	US17N at SC174 Turn Lane	Turn lane	Charleston County	\$ 154,350	\$ 15,216	\$ 3,662	\$ 85,000	\$ -
		Wappoo Road Sidewalk	Sidewalk	Charleston County	\$ 49,649	\$ 112	\$ 112	\$ 139,134	\$ -
		TOTALS			\$ 9,431,072	\$ 3,297,723	\$ 1,507,758	\$ 5,802,638	\$ -

EXPENDITURES FOR STATE ROAD PROJECTS AS PERCENT OF TOTAL INCOME = 39.9%

STATE ROAD MATCH PROJECTS

ROAD ROUTE	Org Key	PROJECT DESCRIPTION	WORK TYPE	RESPONSIBLE AGENCY	CTC Program Match Funds Committed	TOTAL EXPENDITURES	Current Fiscal Year Expenditures	REMAINING BUDGET	Current Fiscal Year Expenditures in excess
S-1373	W42019501	Orleans Sidewalk	Sidewalk	Charleston County	\$ 125,000	\$ 105,691	\$ 1,108	\$ 19,309	\$ -
US17/S-584	W42019502	US17 Turn Lane	Turn Lane	Charleston County	\$ 87,500	\$ 46,015	\$ 4,314	\$ 41,485	\$ -
I-526/SC7	W42019503	SC7 Ramp	Turn Lane	Charleston County	\$ 115,000	\$ 98,142	\$ 84,592	\$ 16,858	\$ -
US17/S-317	W42019504	US17/Davison	Intersection Improvement	Charleston County	\$ 172,500	\$ 140,990	\$ 126,589	\$ 31,510	\$ -
S-1210	W42019506	Ashley Hall Sidewalk	Sidewalk	Charleston County	\$ 45,000	\$ 19,654	\$ 18,562	\$ 25,346	\$ -
SC-171	W42019505	Folly Road Sidewalk Design	Sidewalk	Charleston County	\$ 4,091	\$ 4,091	\$ 4,091	\$ (0)	\$ -
Various	W42019001	C Fund SMP 10 (2009)	State Match	Charleston County	\$ 338,000	\$ -	\$ -	\$ 338,000	\$ 1.00
					\$ 887,091	\$ 414,583	\$ 239,256	\$ 472,508	\$ 1

EXPENDITURES FOR STATE ROAD MATCH PROJECTS AS PERCENT OF TOTAL INCOME =

6.3%

CHEROKEE COUNTY CTC ANNUAL C FUND REPORT
JULY 1, 2009 - JUNE 30, 2010

INCOME AND EXPENSES

Balance of Funds as of July 1, 2009	\$ 1,396,824
Income:	
Funds Received for Period July 1, 2009 through June 30, 2010	\$ 1,199,626
Interest Earned for Period July 1, 2009 through June 30, 2010	\$ 4,924
Total Income	\$ 1,204,550

Expenses:

Administrative Expenses	
Local Paving Project Expenditures	-
State Road Project Expenditures	\$ 865,683
State Road Match Expenditures	\$ 275,574
Total Expenditures	\$ -
Balance of Funds as of June 30, 2010	\$ 1,141,257
	\$ 1,460,117

FUNDING COMMITMENTS

Local Paving Projects	
State Road Projects	\$ 346,295
State Road Match Projects	\$ 390,019
Total Committed Funds	\$ -
Total Uncommitted Funds Available for New Projects	\$ 736,314
	\$ 723,803

ROAD - ROUTE	PROJECT DESCRIPTION	WORK TYPE	RESPONSIBLE AGENCY	BUDGET	EXPENDITURES	CURRENT FISCAL YEAR EXPENDITURES	REMAINING BUDGET
S-312	CARLISLE ST.	RESURFACE	CITY OF GAFFNEY	28,774.75	23,390.75	23,390.75	5,384.00
S-245	LEAGAN DRIVE	RESURFACE	COUNTY	150,610.05	148,562.20	148,562.20	2,047.85
S-154/155	TRIANGLE ROAD	RESURFACE	COUNTY	97,544.16	103,620.81	103,620.81	(6,076.65)
TOTALS				\$ 276,929	\$ 275,574	\$ 275,574	\$ 1,355

ROAD - ROUTE	PROJECT DESCRIPTION	WORK TYPE	RESPONSIBLE AGENCY	BUDGET	EXPENDITURES	CURRENT FISCAL YEAR EXPENDITURES	REMAINING BUDGET
	SMOKE RIDGE ROAD	GRAVEL	COUNTY	104.81			104.81
	SOUTHVIEW DRIVE	RESURFACE	COUNTY	5,814.78	6,082.58	6,082.58	(267.80)
	SPRING STREET	RESURFACE	CITY OF GAFFNEY	9,615.05	15,088.11	15,088.11	(5,473.06)
	TRIANGLE ROAD	RESURFACE	COUNTY	25,725.84	27,143.95	27,143.95	(1,418.11)
	TRAILS END	RESURFACE	COUNTY	6,372.89	5,525.87	5,525.87	847.02
	VIENNA ROAD	GRAVEL	COUNTY	122.22	122.22	122.22	-
	VINESETT DRIVE	RESURFACE	COUNTY	4,559.42	4,653.60	4,653.60	(94.18)
	W WESTVIEW DR	RESURFACE	TOWN OF BLACKSBURG	18,010.54	17,899.74	17,899.74	110.80
	W. BIRNIE ST.	RESURFACE	COUNTY	4,892.50	4,557.75	4,557.75	334.75
	WEATHERS ST.	RESURFACE	TOWN OF BLACKSBURG	4,561.00	4,804.76	4,804.76	(243.76)
TOTALS				\$ 850,298	\$ 865,683	\$ 865,683	\$ (15,385)

TOTALS

EXPENDITURES FOR LOCAL PAVING PROJECTS AS PERCENT OF TOTAL INCOME = 71.9%

STATE ROAD PROJECTS

ROAD - ROUTE	PROJECT DESCRIPTION	WORK TYPE	RESPONSIBLE AGENCY	BUDGET	EXPENDITURES	CURRENT FISCAL YEAR EXPENDITURES	REMAINING BUDGET
S-312	CARLISLE ST.	RESURFACE	CITY OF GAFFNEY	28,774.75	23,390.75	23,390.75	5,384.00
S-245	LEAGAN DRIVE	RESURFACE	COUNTY	150,610.05	148,562.20	148,562.20	2,047.85
S-154/155	TRIANGLE ROAD	RESURFACE	COUNTY	97,544.16	103,620.81	103,620.81	(6,076.65)
TOTALS				\$ 276,929	\$ 275,574	\$ 275,574	\$ 1,355

TOTALS

EXPENDITURES FOR LOCAL PAVING PROJECTS AS PERCENT OF TOTAL INCOME = 71.9%

STATE ROAD MATCH PROJECTS

CAL YEAR	PROJECT DESCRIPTION	WORK TYPE	RESPONSIBLE AGENCY	CTC PROGRAM MATCH FUNDS COMMITTED	EXPENDITURES	CURRENT FISCAL YEAR EXPENDITURES	REMAINING BUDGET	CURRENT FISCAL YEAR EXPENDITURES IN EXCESS OF MATCH AMOUNT*
TOTALS				\$ -	\$ -	\$ -	\$ -	\$ -

TOTALS

EXPENDITURES FOR STATE ROAD PROJECTS AND MATCH PROJECTS IN EXCESS OF MATCH AMOUNT AS PERCENT OF TOTAL INCOME = 22.9%

STATE ROAD MATCH PROJECTS

* Note: For match programs only CTC expenditures in excess of match amounts may be applied towards meeting the 25% requirement for expenditure on the state highway system

FUNDING COMMITMENTS

LOCAL PAVING PROJECTS

LOCAL ROUTE	PROJECT DESCRIPTION	WORK TYPE	RESPONSIBLE AGENCY	BUDGET	TOTAL EXPENDITURES	CURRENT FISCAL YEAR EXPENDITURES	REMAINING BUDGET
	SADDLE DRIVE		COUNTY	10,769.76			10,769.76
	ISABELL DRIVE		COUNTY	3,960.19			3,960.19
	GARDNER STREET		CITY OF GAFFNEY	4,359.98			4,359.98
	UN-NAMED ALLEY - OFF GARDNER BROWNING ROAD		CITY OF GAFFNEY	2,880.80			2,880.80
	UN-NAMED ALLEY - SUBSTATION II		CITY OF GAFFNEY	9,661.76			9,661.76
	BROOKSIDE DRIVE		CITY OF GAFFNEY	3,556.68			3,556.68
	BO LANE		CITY OF GAFFNEY	8,099.48			8,099.48
	FILTER PLANT ROAD		CITY OF GAFFNEY	14,171.32			14,171.32
	WALL STREET		COUNTY	83,897.76			83,897.76
	ALLEY BESIDE VISITOR CENTER		CITY OF GAFFNEY	8,310.00			8,310.00
	DEER RIDGE ROAD		CITY OF GAFFNEY	5,540.00			5,540.00
	SWEET GUM ROAD		COUNTY	22,290.00			22,290.00
	LOGAN STREET		COUNTY	88,639.90			88,639.90
	HOLLYWOOD DRIVE		TOWN OF BLACKSBURG	11,687.50			11,687.50
	GARNER CREEK ROAD		COUNTY	4,235.00			4,235.00
	BLANTON DRIVE		COUNTY	36,404.50			36,404.50
	HARDIN TRAIL		COUNTY	9,620.00			9,620.00
				18,210.50			18,210.50
				\$ 346,295	\$ -	\$ -	\$ 346,295

STATE ROAD PROJECTS

ROAD - ROUTE	PROJECT DESCRIPTION	WORK TYPE	RESPONSIBLE AGENCY	BUDGET	EXPENDITURES	CURRENT FISCAL YEAR EXPENDITURES	REMAINING BUDGET
S-415	CHATAM AVENUE		CITY OF GAFFNEY	19,262.58			19,262.58
S-51	HETTY HILL ST.		CITY OF GAFFNEY	47,200.80			47,200.80
S-325	SMITH STREET		CITY OF GAFFNEY	9,013.58			9,013.58
S-130	E. MONTGOMERY ST.		COUNTY	113,100.00			113,100.00
S-63	GRASSY POND		COUNTY	126,817.50			126,817.50
S-172	COLLEGE DRIVE		COUNTY	74,624.25			74,624.25
	TOTALS			\$ 390,019	\$ -	\$ -	\$ 390,019

CTC Chairman: *L. Hope Pinner*

Date: 9-29-10

CHESTER COUNTY ANNUAL C FUND REPORT

REPORT DATE: July 2009 - June 2010

REVISED

INCOME AND EXPENSES

Balance of Funds as of July 1, 2009		\$2,190,150.92
Income:		
Funds Received for Period July 1, 2009 thru June 30, 2010	\$994,804.90	
Interest Earned for Period July 1, 2009 thru June 30, 2010	\$0.00	
Total Income	\$8,861.08	\$1,003,665.98
Expenses:		
Administrative Expenses	\$0.00	
Local Paving Project Expenditures	\$510,462.56	
State Road Project Expenditures ("C" Pin 37890)	\$245,594.48	
State Road Match Expenditures	\$0.00	
Total Expenditures		\$756,057.04
Balance of Funds as of June 30, 2010		<u>\$2,437,759.86</u>

FUNDING COMMITMENTS

* Local Paving Projects (See Below)	\$329,509.27
** State Road Projects (See Below)	\$84,630.52
Total Committed Funds	<u>\$414,139.79</u>
Total Uncommitted Funds Available for New Projects	<u>\$2,023,620.07</u>
Uncommitted Funds as Percent of Total Income =	201.62%

* Local Paving Projects:

(July paid items)

Sign Material	\$567.00
One Way In/One Way Out	\$850.00
2010 Road Improvement Program	\$2,618.34
Road & Parking Lot Improvements	\$6,202.92
Chester Public Works	\$3,069.68
Richburg Fire Station Hydrology	\$800.00
Boggs Paving (2009 Rd. Impr. Progr.)	\$329,509.27
	<u>\$343,617.21</u>
	<u>\$84,630.52</u>

** State Projects Include:

"C" Pin 39779 resurfacing

CHESTER COUNTY PAVING PROJECTS
LOCAL PAVING PROJECTS

Fiscal Year 2009-2010

REVISED

LOCAL ROUTE	PROJECT DESCRIPTION	WORK TYPE	RESPONSE AGENCY	BUDGET	TOTAL EXPENDITURES	CURRENT F.Y. EXPENDITURES	REMAINING BUDGET
	2010 Road Improvement Program		Dennis	\$95,000	\$15,549	\$15,549	
	2009 Road Improvement Program		Dennis	\$795,980	\$363,689	\$358,980	
	2008 Road Improvement Program		Dennis	\$1,517,380	\$1,517,380	\$40,179	
	Public Works		Dennis	\$43,054	\$43,054	\$43,054	
	Chester Inventory		Dennis	\$121,653	\$121,653	\$3,581	(\$0)
	Road & Parking Lot Improvement		Dennis	\$30,982	\$11,901	\$11,901	
	Richburg Fire Sta. Hydrology		Dennis	\$9,800	\$7,020	\$7,020	
	One Way In/One Way Out		Dennis	\$12,800	\$11,947	\$7,855	\$853
	Sign Material		County	\$13,370	\$10,767	\$6,203	\$2,603
	Hopps Rd. - Seeded		Double R Util.	\$1,500	\$1,500	\$1,500	\$0
	Woods Road - Pipe		Mainline Supply	\$3,231	\$3,231	\$3,231	(\$0)
	Ballymenia Project - Lines		CBD Inc. & Mark-it	\$7,801	\$7,801	\$7,801	(\$0)
	Asphalt Material		Colprovia	\$2,108	\$2,108	\$2,108	(\$0)
	Patching in Chester	Patching	REA Contr.	\$1,500	\$1,500	\$1,500	\$0
	TOTALS			\$2,656,139	\$2,119,101	\$510,463	\$3,455

STATE ROAD PROJECTS

LOCAL ROUTE	PROJECT DESCRIPTION	WORK TYPE	RESPONSE AGENCY	BUDGET	TOTAL EXPENDITURES	CURRENT F.Y. EXPENDITURES	REMAINING BUDGET
S-12-320	Blenny Road	Soil/Cement	DOT	\$245,594	\$245,594	\$245,594	(\$0)
S-12-243	First Street	Resurfacing	DOT				
	TOTALS			\$245,594	\$245,594	\$245,594	(\$0)

STATE ROAD MATCH PROJECTS

LOCAL ROUTE	PROJECT DESCRIPTION	WORK TYPE	RESPONSE AGENCY	CTC PROGRAM MATCH FUNDS COMMITTED	TOTAL EXPENDITURES	CURRENT F.Y. EXPENDITURES	REMAINING BUDGET	CURRENT FISCAL YEAR EXPENDITURES IN EXCESS OF MATCH AMOUNT*

TOTALS

\$0 \$0 \$0 \$0

EXPENDITURES FOR STATE ROAD PROJECTS AND MATCH PROJECTS IN EXCESS OF MATCH AMOUNT AS PERCENT OF TOTAL INCOI

26.3%

* Note: For match programs only CTC expenditures in excess of match amounts may be applied towards meeting the 25% requirement for expenditure on the state highway system.

CTC Chairman:

Date:

[Signature]
 12/17/10

**CLARENDON COUNTY ANNUAL C FUND REPORT
JULY 2009 - JUNE 2010**

INCOME AND EXPENSES:

Balance of Funds as of July 1, 2009		\$829,188
Income:		
Funds Received for Period July 1, 2009 through June 30, 2010	\$1,085,777	
Interest Earned for Period July 1, 2009 through June 30, 2010	642	
Total Income:	<hr/>	1,086,419
Expenses:		
Administrative Expenses	\$2,000	
Local Paving Projects	649,497	
State Road Projects	332,029	
State Road Match	0	
Total Expenses:	<hr/>	983,526
Balance of Funds as of June 30, 2010		<hr/> <hr/> \$932,081

FUNDING COMMITMENTS:

Local Paving Projects	413,050	
State Road Projects	0	
State Road Match	0	
Total Committed Funds	<hr/>	\$413,050
Total Uncommitted Funds Available for New Projects		<hr/> \$519,030
Uncommitted Funds as a Percentage of Total Income		47.8%
Local Expenditures as a Percentage of Total Income		59.8%
State Road Project Expenditures as a Percentage of Total Income		30.6%

Clarendon County C-Program Statement

Local Route	Project Description	Work type	Responsible Agency	Total Budget	Total Expenditures	Current Yr Expenditures	Remaining Budget	Status*
N/A	Materials for road maintenance (reconstituted asphalt)	Materials	County	1,630,581	1,627,071	446,490	3,510	O
N/A	Materials for road maintenance (cold mix asphalt)	Materials	County	5,000	2,667	0	2,333	O
N/A	Road Signage Reimbursement	Materials	County	15,000	14,293	14,293	707	O
N/A	Crush n Run (FLBC)	Materials	County	75,000	74,533	0	0	C
S-14	JW Carter (S)	Improvement	County	168,000	169,407	169,407	0	C
	Billups Rd	Improvement	County	141,500	0	0	141,500	O
	Tom Charles Rd	Improvement	County	5,000	0	0	5,000	O
	Brogden Rd	Improvement	County	260,000	0	0	260,000	O
	Culverts	Materials	County	19,307	19,307	19,307	0	C
	Administrative expenses	Admin.	County	2,000	2,000	2,000	0	C
Totals				2,321,081	1,909,278	651,497	413,050	
State Road Projects								
S-63	Raccoon Rd (SC 261 to US 301)	Resf & patch	SCDOT	510,000	510,000	0	0	O
N/A	Dedication portion Hwy 260	Materials	SCDOT	500	500	500	0	O
S-144	Mood St (from Duke St to US-15)	Resf & patch	SCDOT	53,000	53,000	53,000	0	O
Totals				563,500	563,500	53,500	0	
State Road Match Projects								
None								
TOTAL COMMITTED FUNDS							413,050	

* C - Project completed
O - Open

By:  Dwight L. Stewart, Jr., Chairman
Clarendon County Transportation Committee

(Date)

COLLETON CTC ANNUAL C FUND REPORT
 JULY 1, 2009 - JUNE 30, 2010

INCOME AND EXPENSES

Balance of Funds as of July 1, 2009	\$ 4,894,301
Income:	
Funds Received for Period July 1, 2009 through June 30, 2010	\$ 1,571,113
Interest Earned for Period July 1, 2009 through June 30, 2010	\$ 88,314
Total Income	\$ 1,659,427
Expenses:	
Administrative Expenses	\$ 272
Local Paving Project Expenditures	\$ 474,081
State Road Project Expenditures	\$ 1,785,000
State Road Match Expenditures	\$ -
Total Expenditures	\$ 2,259,353
Balance of Funds as of June 30, 2010	\$ 4,294,375

FUNDING COMMITMENTS

Local Paving Projects	
State Road Projects	\$ 642,772
State Road Match Projects	\$ -
Total Committed Funds	\$ 642,772
Total Uncommitted Funds Available for New Projects	\$ 3,651,602

Uncommitted Funds as Percent of Total Income = 220.1%

LOCAL PAVING PROJECTS

LOCAL ROUTE	PROJECT DESCRIPTION	WORK TYPE	RESPONSIBLE AGENCY	BUDGET	TOTAL EXPENDITURES	CURRENT FISCAL YEAR EXPENDITURES	REMAINING BUDGET
15.006	Improvements 7 County Roads	Paving	Colleton CTC	\$ 954,313	\$ 884,094	\$ 355,650	\$ 70,219
15.006	Improvements 7 County Roads	Constr.Mgmt	Colleton CTC	\$ 19,411	\$ 19,411	\$ 19,411	\$ -
15.006	Improvements 13 Existing Roads	Engineering	Colleton CTC	\$ 104,022	\$ 9,599	\$ 1,464	\$ 94,423
CntyProj	Three Mile Road	Rd. Improv	Colleton County	\$ 150,000			\$ 150,000
CntyProj	Jacksonboro Cem., Rds. Brwntown, Capers, Bee & 6th	Rd. Improv	Colleton County	\$ 250,000	\$ 1,156	\$ 1,156	\$ 248,844
PCN39273	Jacksonboro/Browntown-Wellands Permit & MitigateCr	Engineering	Colleton CTC	\$ 22,640	\$ 22,640	\$ 21,064	\$ -
	Airport & Tuskegee Parking Lot	Paving	SDOT/CTC	\$ 55,000	\$ 55,000	\$ 5,000	\$ -
15.007	Improvements 9 Existing Roads	Constr.Mgmt	Colleton CTC	\$ 43,686	\$ 43,686	\$ 43,686	\$ -
15.007	Improvements 9 Existing Roads	Engineering	Colleton CTC	\$ 209,815	\$ 130,528	\$ 26,649	\$ 79,287

TOTALS

\$ 1,808,887 \$ 1,166,115 \$ 474,081 \$ 642,772

EXPENDITURES FOR LOCAL PAVING PROJECTS AS PERCENT OF TOTAL INCOME = 28.6%

STATE ROAD PROJECTS

ROAD - ROUTE	PROJECT DESCRIPTION	WORK TYPE	RESPONSIBLE AGENCY	BUDGET	EXPENDITURES	CURRENT FISCAL YEAR EXPENDITURES	REMAINING BUDGET
PCN39272	Aviation Way, Robertson Blvd., S-45 2mi. Est.	Resurfacing	SCDOT	\$ 1,935,000	\$ 1,935,000	\$ 1,785,000	\$ -
TOTALS				\$ 1,935,000	\$ 1,935,000	\$ 1,785,000	\$ -

STATE ROAD MATCH PROJECTS

ROAD - ROUTE	PROJECT DESCRIPTION	WORK TYPE	RESPONSIBLE AGENCY	CTC PROGRAM MATCH FUNDS COMMITTED	EXPENDITURES	CURRENT FISCAL YEAR EXPENDITURES	REMAINING BUDGET	CURRENT FISCAL YEAR EXPENDITURES IN EXCESS OF MATCH AMOUNT*
TOTALS				\$ -	\$ -	\$ -	\$ -	\$ -

EXPENDITURES FOR STATE ROAD PROJECTS AND MATCH PROJECTS IN EXCESS OF MATCH AMOUNT AS PERCENT OF TOTAL INCOME = 107.6%

CH Alvest 12-17-10

EDGEFIELD CTC ANNUAL C FUND REPORT
JULY 1, 2009 - JUNE 30, 2010

INCOME AND EXPENSES

Balance of Funds as of July 1, 2009	\$ 1,804,026.21
Income:	
Funds Received for Period July 1, 2009 through June 30, 2010	\$ 861,295.08
Interest Earned for Period July 1, 2009 through June 30, 2010	\$ 11,806.79
Other Income (Reverse entry/hot CTC/EC General Fund)	\$ 200.00
Total Income	\$ 873,301.87
Expenses:	
Administrative Expenses	\$ 932.94
Local Paving Project Expenditures	\$ 241,090.94
State Road Project Expenditures	\$ 211,772.45
State Road Match Expenditures	\$ 453,796.33
Total Expenditures	\$ 2,223,531.75
Balance of Funds as of June 30, 2010	

FUNDING COMMITMENTS

Local Paving Projects	1,156,137.76
State Road Projects	
State Road Match Projects	
Total Committed Funds	1,156,137.76
Total Uncommitted Funds Available for New Projects	1,067,393.99

Uncommitted Funds as Percent of Total Income = 1.22

LOCAL PAVING PROJECTS

LOCAL ROUTE	PROJECT DESCRIPTION	WORK TYPE	RESPONSIBLE AGENCY	BUDGET	TOTAL EXPENDITURES	CURRENT FISCAL YEAR EXPENDITURES	REMAINING BUDGET
EC-43	Cheves Creek Road	Maintenance	County	775.19	775.19	775.19	\$0.00
EC-68	Deer Springs Road	Maintenance	County	244.93	244.93	244.93	\$0.00
EC-148	Mill Creek Drive	Maintenance	County	525.57	525.57	525.57	\$0.00
EC-143	Marsh Place Road	Paving	County	275,000.00	7,652.00	7,652.00	\$267,348.00
EC-161	Murrah Road Extension	Maintenance	County	303.41	303.41	303.41	\$0.00
EC-166	Oakdale Drive	Maintenance	County	244.92	244.92	244.92	\$0.00
EC-198	Rolling Hills Drive	Paving	County	750,000.00	130,703.48	130,703.48	\$619,296.52
EC-200	Ropers Court	Maintenance	County	124.60	124.60	124.60	\$0.00
EC-218	Shortcut Road	Maintenance	County	828.99	828.99	828.99	\$0.00
EC-231	Square Circle Ranch Road	Paving	County	275,000.00	2,500.00	2,500.00	\$272,500.00
EC-236	Sweetwater Creek Drive	Maintenance	County	303.40	303.40	303.40	\$0.00
EC-245	Townes Road	Maintenance	County	18.19	18.19	18.19	\$0.00
EC-259	Wilderness Trail	Maintenance	County	716.71	716.71	716.71	\$0.00
EC-263	Windy Ridge Road	Maintenance	County	18.19	18.19	18.19	\$0.00
	Sandclay	Maintenance	County	8,000.00	2,384.00	2,384.00	\$5,616.00 C
	Gravel	Maintenance	County	85,000.00	93,622.76	93,622.76	\$8,622.76 C
	Rip Rap	Maintenance	County	124.60	124.60	124.60	\$0.00 C
TOTALS				1,397,228.70	241,090.94	241,090.94	1,156,137.76

TOTALS

EXPENDITURES FOR LOCAL PAVING PROJECTS AS PERCENT OF TOTAL INCOME = 0.28

STATE ROAD PROJECTS

ROAD - ROUTE	PROJECT DESCRIPTION	WORK TYPE	RESPONSIBLE AGENCY	BUDGET	EXPENDITURES	CURRENT FISCAL YEAR EXPENDITURES	REMAINING BUDGET
US25S	Tressle raising across Augusta Road	Renovations	SCDOT	185,000.00	185,000.00	185,000.00	\$0.00 C
S19-40	Bland Baptist Road	Resurface	SCDOT	26,772.45	26,772.45	26,772.45	\$0.00 C
TOTALS				211,772.45	211,772.45	211,772.45	\$0.00

TOTALS

STATE ROAD MATCH PROJECTS

ROAD - ROUTE	PROJECT DESCRIPTION	WORK TYPE	RESPONSIBLE AGENCY	CTC PROGRAM MATCH FUNDS COMMITTED	EXPENDITURES	CURRENT FISCAL YEAR EXPENDITURES	REMAINING BUDGET	CURRENT FISCAL YEAR EXPENDITURES IN EXCESS OF MATCH AMOUNT*
--------------	---------------------	-----------	--------------------	-----------------------------------	--------------	----------------------------------	------------------	---

TOTALS 0.00 0.00 0.00 0.00 0.00 0.00 *

EXPENDITURES FOR STATE ROAD PROJECTS AND MATCH PROJECTS IN EXCESS OF MATCH AMOUNT AS PERCENT OF TOTAL INCOME = 0.24

* Note: For match programs only CTC expenditures in excess of match amounts may be applied towards meeting the 25% requirement for expenditure on the state highway system

CTC Chairman: Sam Board

Date: 9/21/10

GREENVILLE COUNTY LEGISLATIVE DELEGATION TRANSPORTATION COMMITTEE

ANNUAL C FUND REPORT (CASH BASIS)

JULY 1, 2009 – JUNE 30, 2010

INCOME AND EXPENSES:

Balance of Funds as of July 1, 2009 \$ 7,826,069

Income for Period July 1, 2009 – June 30, 2010:

Funds received	3,764,372
Interest earned	118,410
SCDOT grants	200,000
Other revenue	1,638,800

Total Income 5,721,582

Expenses for Period July 1, 2009 – June 30, 2010:

Administrative expenses	1,500
Local paving project expenditures	2,929,210
State road project expenditures	3,834,930
State road match expenditures	2,414,631

Total Expenditures 9,180,271

Balance of Funds as of June 30, 2010 4,367,380

FUNDING COMMITMENTS:

Local paving projects	3,382,045
State road projects	2,176,241
State road match projects	-

Total Committed Funds 5,558,286

TOTAL UNCOMMITTED FUNDS AVAILABLE FOR
NEW PROJECTS AT JUNE 30, 2010 \$ (1,190,906)

See accompanying compilation report.

GREENVILLE LEGISLATIVE DELEGATION TRANSPORTATION COMMITTEE
 FYE JUNE 30, 2010

LOCAL PAVING PROJECTS

PROJ.#	PROJECT DESCRIPTION	WORK TYPE	RESPONSIBLE AGENCY	BUDGET	TOTAL EXPEND.	CURRENT YEAR EXPEND.	REMAINING BUDGET	ADD'L CTC or OUTSIDE FUNDS
372	Municipal Resurface Match Program	Resurface	CTC	883,000	1,846,166	1,500	-	(963,166)
377	City of Simpsonville/Davenport Rd.(\$900,000 Total Cost)	Reconstruct	Simpsonville	750,000	236,985	150,935	513,015	-
381	"Safe Routes to School"Grant @ Augusta Cir. Elem(\$200,000 Thi Cost)	Sidewalks	CTC	40,000	8,333	-	31,667	-
385	2009 Municipal Match Program	Resurface	CTC	950,000	1,641,717	1,279,646	-	(691,717)
390	Holland Rd Widening	Reconstruct	CTC	150,000	150,000	150,000	-	-
396	Donaldson Center(SCTAC) Realignment of Chapel Rd.	Reconstruct	CTC	350,000	248,042	248,042	-	-
405	Hudson St. Sidewalks	Sidewalks	CTC	408,609	46,501	46,501	101,958	-
406	2010 Municipal Match Program (Originally Approved 9/09)	Resurface	CTC	1,500,000	888,959	888,959	362,108	-
409	City of Fountain Inn Depot St.	Reconstruct	Fountain Inn	550,000	56,071	56,071	611,041	-
410	Sidewalks on Batesview Dr/City of Greenville	Sidewalks	Greenville	375,000	-	-	493,929	-
416	Simp.City/ E.Stdg.Springs/Stenhouse Intersect.(\$1,707,511 Thi.Cost)	Intersection	Simpsonville	773,157	54,830	54,830	375,000	-
418	Greer Sidewalk/Drain @ Tremont/Canteen St.(Thi.Cost \$350,000)	Sidewalks	Greer	175,000	-	-	718,327	-
	Engineer Retainer Fee			6,904,766	5,177,604	2,876,484	3,382,045	(1,654,883)
	Legal and Accounting					48,000		
						4,726		
						<u>2,929,210</u>		

EXPENDITURES FOR LOCAL PAVING PROJECTS ARE 51% PERCENT OF TOTAL INCOME.

GREENVILLE LEGISLATIVE DELEGATION TRANSPORTATION COMMITTEE
 FYE JUNE 30, 2010

STATE ROAD PROJECTS

ROAD/ ROUTE	PROJ.#	PROJECT DESCRIPTION	WORK TYPE	RESPONSIBLE AGENCY	BUDGET	TOTAL EXPEND.	CURRENT YEAR EXPEND.	REMAINING BUDGET	ADD'L CTC or OUTSIDE FUNDS
S23-453	240	Harrison Bdge/Neely Ferry/DOT Grant \$200,000/Ttl.Cost \$1,425,100)	Intersection	CTC	1,225,100	1,729,749	60,532	-	-
SC 86	305	Bessie Rd. and Woodmont Elementary	Drainage	School Dist.	13,974	13,974	13,974	-	(504,649)
S23-192&545	328	Jones Mill/Scuffletown Rds.Drainage(#328/373 Contracts Combined)	Sidewalks	CTC	11,000	-	-	11,000	-
S23-329	333	S. Fairfield Rd. Sidewalks and Drainage	Intersection	CTC	538,118	15,504	15,504	-	(15,504)
S23-177	350	Improve.near Glassy Mtn.F.D.@US25/Beaver Dam Rd(S23-177)	Reconstruct	CTC	662,958	1,059,121	865,364	538,118	-
S23-657	362	Brown Rd Near Vulcan Materials (Vulcan pays excess costs)	Intersection	CTC	1,035,809	706,131	388,130	329,678	(396,163)
SC 14	370	SC 14/Taylor,Ansel School & CCC Rds. Intersection	Reconstruct	CTC	1,438,000	1,205,916	965,614	232,084	-
SC 418	371	SC 418/Fairview Intersection	Intersection	School Dist.	750,000	1,631,948	9,910	-	(881,948)
S23-545&191	373	SCHOOL DIST/Scuffletown-Jonesville Intersect.@ R.Gordon Elem	Sidewalks	CTC	406,903	391,130	-	15,773	-
US 123	374/389	Riverview Dr/Hwy 123 Intersect./Decel. Ln. @ Tremont Ave. Church	Reconstruct	CTC	40,000	-	-	40,000	-
SC 86	380	Pied.Public Service Dist./DOT Sidewalk Grant(\$240,000 Ttl. Cost)	Reconstruct	Fountain Inn	325,000	181,039	111,069	143,961	-
S23-512	382	Gvl County Redevelop.Auth.(Ttl Cost \$1,107,361)Old Paris Mtn Rd	Reconstruct	CTC	37,730	-	-	37,730	-
I-385	383	City of Fountain Inn/ Fairview St. @ I-385	Intersection	School Dist.	550,000	550,000	550,000	-	-
US 276	386	Travelers Rest Hwy. 276 Improvements	Reconstruct	CTC	586,537	213,279	121,489	373,258	-
S23-79&80	388	Whittenburg Elem. Intersection P.E. & Sidewalks	Intersection	CTC	50,000	40,500	40,500	9,500	-
SC 290	391	SC 290/Lynn Rd. Intersection P.E.	Reconstruct	Fountain Inn	95,000	76,000	76,000	19,000	-
SC 14	393	City of Fountain Inn Main St.(SC Rt.14) Improvements P.E.	Reconstruct	School Dist.	-	170,825	159,158	-	(170,825)
US 25	395	Armstrong/Heritage Elem./Gvl Child Development Improvements	Intersection	CTC	106,000	106,000	106,000	-	-
SC 14	397	Fountain Inn Main St.(SC Rt.14) Widening	Reconstruct	Fountain Inn	232,639	-	-	232,639	-
S23-337	398	Roberts Rd/Tanner Rd Intersection	Intersection	CTC	265,000	211,500	211,500	53,500	-
S23-548&564	400	Roper Mtn./Garlington Rds. Intersection	Intersection	School Dist.	65,000	52,000	52,000	13,000	-
SC 296	411	P.E. for Turn Lanes @ New South Elementary School	Sidewalks	CTC	18,983	18,983	18,983	-	-
S23-540	412	Suber Rd. Near Riverside H.S. Sidewalks/Drainage	Sidewalks	Mauldin	127,000	-	-	127,000	-
US 276	415	Mauldin Sidewalks on US 276 from Murray to Innovation Drives	Sidewalks	Mauldin	127,000	-	-	127,000	-
		Engineer Retainer Fee			8,580,751	8,373,599	3,765,727	2,176,241	(1,969,089)
		Legal and Accounting					63,000		
							6,203		
							<u>3,834,930</u>		

GREENVILLE LEGISLATIVE DELEGATION TRANSPORTATION COMMITTEE
 FYE JUNE 30, 2010

STATE ROAD MATCH PROJECTS

ROAD/ ROUTE PROJ.#	PROJECT DESCRIPTION	WORK TYPE	RESPONSIBLE AGENCY	BUDGET	TOTAL EXPEND.	CURRENT YEAR EXPEND.	REMAINING BUDGET	ADD'L CTC or OUTSIDE FUNDS
S23-94	258 Old Sptbg. Rd. Widening(DOT Match \$1,500,000)(HIMP) Engineer Retainer Fee Legal and Accounting	Reconstruct	CTC	3,900,000	4,567,061	2,371,791	-	(667,061)
						39,000		
						3,840		
						<u>2,414,631</u>		

EXPENDITURES FOR STATE ROAD PROJECTS OF \$3,834,930,
 PLUS EXPENDITURES FOR STATE ROAD MATCH PROJECTS OF \$2,414,631,
 LESS STATE MATCH AMOUNT OF \$1,500,000,
 ARE 83% OF TOTAL INCOME.

Paul F. Hughes

Paul F. Hughes, Interim Chairman
 Greenville Legislative Delegation Transportation Committee

GREENWOOD COUNTY - ANNUAL C FUND REPORT
JULY 1, 2009 - JUNE 30, 2010

INCOME AND EXPENSES

Balance of Funds as of June 30, 2009			
Income:			\$ 2,458,812.41
Funds Received for Period: July 1, 2009 through June 30, 2010	(Gasoline Tax)	\$ 1,074,879.06	
Funds Received for Period: July 1, 2008 through June 30, 2009	(SCDOT Refund or Other)	\$ 166,487.32	
Interest Earned for Period: July 1, 2009 through June 30, 2010	(SCDOT)	\$ 17,288.78	
Interest Earned for Period: July 1, 2009 through June 30, 2010	(Investment Earnings)	\$ 6,513.19	
Total Income:	Plus		\$ 1,265,168.35
Administrative Expenses (Advertise meetings)		\$ 123.50	
Per Diem Expenses (Payments for meetings attended)		\$ 3,075.00	
Local Paving Project Expenditures		\$ 384,125.80	
State Road Project Expenditures		\$ 290,585.25	
Total Expenditures:	Less		\$ 677,909.55
Balance of Funds as of June 30, 2010:			<u>\$ 3,046,071.21</u>

FUNDING COMMITMENTS

Advertising Account (to publish meeting notices)	\$ 81.44
Local Paving Projects	\$ 2,101,576.73
State Road Projects	\$ 566,194.31
Total Committed Funds:	Less
	\$ 2,667,852.48
Total Uncommitted Funds Available for New Projects	<u>\$ 378,218.73</u>

LOCAL PAVING PROJECTS

ITEM #	PROJECT #	ROUTE	PROJECT DESCRIPTION	WORK TYPE	RESPONSIBLE AGENCY	BUDGET	AMENDMENTS TO BUDGET	AMENDED BUDGET	TOTAL EXPENDITURES	FY 2009/2010 EXPENDITURES	REMAINING BUDGET
1	2008001		Town of Hodges - Streetscape	Sidewalk Improve. Resurface	Town of Hodges	\$ 40,000.00					\$ 40,000.00
2	2008003		08-09 Annual Request - Town of Ninety Six - Local	Resurface	Ninety Six	\$ 45,000.00					\$ 45,000.00
3	2008005		08-09 Annual Request - Misc. County Roads	Resurface	County of Gwd.	\$ 500,000.00			\$ 273,302.25	\$ 273,138.65	\$ 226,697.75
4	2008006		08-09 Annual Request - Misc. City Roads	Resurface	City of Gwd.	\$ 120,720.00			\$ 110,987.15	\$ 110,987.15	\$ 9,732.85
5	2009003		Town of Ninety Six - Enhancement	Sidewalk Improve. Resurface	Ninety Six	\$ 24,611.29					\$ 24,611.29
6	2009006		2009-2010 Annual Request - Town of Ninety Six - I	Resurface	Ninety Six	\$ 35,000.00					\$ 35,000.00
7	2009008		2009-2010 Annual Request - Town of Ware Shoals	Resurface	Ware Shoals	\$ 76,784.84					\$ 76,784.84
8	2009009		2009-2010 Annual Request - City Roads	Resurface	City of Gwd.	\$ 147,887.00	-\$ 25,300.00	\$ 25,300.00			\$ 122,587.00
9	2009012		2009-2010 Annual Request - County Roads	Resurface	County of Gwd.	\$ 367,000.00					\$ 367,000.00
10	2010003		2010-2011 Annual Request - Town of Ninety Six	Resurface	Ninety Six	\$ 34,650.00					\$ 34,650.00
11	2010004		2010-2011 Annual Request - Misc. City Roads	Resurface	City of Gwd.	\$ 257,235.00					\$ 257,235.00
12	2010006		2010-2011 Annual Request - Misc. County Roads	Resurface	County of Gwd.	\$ 797,278.00					\$ 797,278.00
13	2010007		Culverts - 2010-2011		County of Gwd	\$ 65,000.00					\$ 65,000.00
TOTALS:						\$ 2,511,166.13	-\$ 25,300.00	\$ 25,300.00	\$ 384,289.40	\$ 384,125.80	\$ 2,101,576.73

STATE ROAD PROJECTS

ITEM #	PROJECT #	ROUTE	LOCAL	PROJECT DESCRIPTION	WORK TYPE	RESPONSIBLE AGENCY	BUDGET	AMENDMENTS TO BUDGET	AMENDED BUDGET	TOTAL EXPENDITURES	FY 2009/2010 EXPENDITURES	REMAINING BUDGET
1	2007003	Misc.		SCDOT W.B. Ezelle Highway	Road Name	SCDOT	\$ 500.00					\$ 500.00
2	2008004	S-24-727		08-09 Annual Request - Town of Ninety Six	Resurface	Ninety Six	\$ 25,000.00					\$ 25,000.00
3	2008007	S-262		08-09 Annual Request - City of Gwd.	Resurface	City of Gwd.	\$ 50,880.00			\$ 12,335.25	\$ 12,335.25	\$ 38,544.75
4	2008008	S-468, S-466		08-09 Annual Request - Town of Ware Shoals	Resurface	Ware Shoals	\$ 26,164.40					\$ 26,164.40
5	2009007	S-468, S-466		2009-2010 Annual Request - Town of Ware Shoals	Milling	Ware Shoals	\$ 43,215.16					\$ 43,215.16
6	2009010	S-264, S-263, S-249, S-221, S-256		2009-2010 Annual Request - City of Gwd.	Resurface	City of Gwd.	\$ 111,100.00	\$ 25,300.00	\$ 25,300.00	\$ 25,300.00		\$ 136,400.00
7	2009011	S-24-107, S-24-185, S-24-206		2009-2010 Annual Request - SCDOT	Resurface	SCDOT	\$ 278,250.00			\$ 278,250.00	\$ 278,250.00	\$ 0.00
8	2010005	S-116, S-116, S-276, S-405, S-406, S-621, S-706		2010-2011 Annual Request - SCDOT	Resurface	SCDOT	\$ 296,370.00					\$ 296,370.00
TOTALS:							\$ 831,479.56	\$ 25,300.00	\$ 25,300.00	\$ 290,585.25	\$ 290,585.25	\$ 566,194.31

ITEM # DATE

1

2

TEM #	DATE	SCDOT REFUND	DESCRIPTION	AMOUNT
1			Unobligated Funds for Completed Projects	\$ 37,510.33
2			Unobligated Funds for Completed Projects	\$ 48,218.01
3			Unobligated Funds for Completed Projects	\$ 80,758.98
TOTALS:				\$ 166,487.32

J. [Signature]
 Dec 16th 2010

LANCASTER COUNTY ANNUAL C FUND REPORT
 JULY 1, 2009 - JUNE 30, 2010

LOCAL PAVING PROJECTS

LOCAL ROUTE	PROJECT DESCRIPTION	WORK TYPE	RESPONSIBLE AGENCY	BUDGET	TOTAL EXPENDITURES	CURRENT FISCAL YEAR EXPENDITURES	REMAINING BUDGET
111.4	Deertrack Circle	Resurfacing	County	\$ 72,440.00	\$ 72,440.00	\$ 72,440.00	\$ -
1266	Clearwater Drive	Resurfacing	County	\$ 13,220.00	\$ 13,220.00	\$ 13,220.00	\$ -
163.4	Lake View Landing	Leveling & Patch Only	County	\$ 61,250.00	\$ 78,950.00	\$ 78,950.00	\$ (17,700)
1658	Tripper Road	Leveling & Resurfacing	County	\$ 71,250.00	\$ 80,599.75	\$ 80,599.75	\$ (9,350)
151	Ravenwood Drive	Level, Patch & Resurfacing	County	\$ 121,250.00	\$ 147,243.75	\$ 147,243.75	\$ (25,994)
S29-217	Sowell Street	Resurfacing	County	\$ 28,130.00	\$ 28,130.00	\$ 28,130.00	\$ -
971765.1	Cunningham Quarters Road/Robinson Road	Driveways Only	County	\$ 6,250.00	\$ 7,414.75	\$ 7,414.75	\$ (1,165)
1539	Harold Faulkenberry Road	Resurfacing	County	\$ 31,910.00	\$ 31,910.00	\$ 31,910.00	\$ -
	Local Road Inventory Project	Resurfacing	County	\$ 58,359.69	\$ 58,359.69	\$ 58,359.69	\$ -
	TOTALS			\$ 464,059.69	\$ 518,267.94	\$ 518,267.94	\$ (54,208)

EXPENDITURES FOR LOCAL PAVING PROJECTS AS PERCENT OF TOTAL INCOME = 38.92%

PCN 40006
 Clark PI (S-823) & Pinewood PL (S-823)
 6/10 Resurface Green Meadows(S-666),Hurley Walters Rd (S-547)
 Resurfacing
 SCDOT
 TOTALS

\$	-	\$	-	\$	-	\$	-
\$	414,000.00	\$	414,000.00	\$	414,000.00	\$	414,000.00
\$	710,009.97	\$	710,009.97	\$	429,659.97	\$	-

EXPENDITURES FOR STATE ROAD PROJECTS AS PERCENT OF TOTAL INCOME = 32.27%

STATE ROAD MATCH PROJECTS

ROAD-ROUTE	PROJECT DESCRIPTION	WORK TYPE	RESPONSIBLE AGENCY	CTC PROGRAM MATCH FUNDS COMMITTED	TOTAL EXPENDITURES	CURRENT FISCAL YEAR EXPENDITURES	REMAINING BUDGET	CURRENT FISCAL YEAR EXPENDITURES IN EXCESS OF MATCH AMOUNT
				\$	\$	\$	\$	\$
TOTALS				\$	\$	\$	\$	\$

EXPENDITURES FOR STATE ROAD PROJECTS and MATCH PROJECTS IN EXCESS MATCH AMOUNT AS PERCENT OF TOTAL INCOME = 32.27%

CTC Chairman: Bill Lund

Date: 12/14/10

**LAURENS COUNTY ANNUAL C-FUND REPORT
JULY 1, 2009 to JUNE 30, 2010**

INCOME AND EXPENSES

Balance of Funds as of July 1, 2009	\$ 745,429.38
<u>Income:</u>	
Funds Received for July 1, 2009 to June 30, 2010	\$1,457,577.25
Interest Received for July 1, 2009 to June 30, 2010	\$ 66.88
Total Income	\$1,457,644.13
<u>Expense:</u>	
Administrative Expense (CTC)	\$ 2,000.00
Trust Department Fees & Annual Tax Statement Prep Fee (\$100.00)	\$ 1,581.71
Per Diem Expense (CTC)	\$ 6,825.00
Local Paving Project Expenditures	\$ 659,663.00
State Road Project Expenditures:	
a. State Projects (CTC) (Non-SMP)	\$ 633,940.75*
b. State Match Projects (CTC) (SMP)	\$ 0.00
c. Memorial Signs	\$ 0.00
Total Expenditure	\$1,304,010.46
Balance of Funds as of June 30, 2010	\$ 899,063.05

Funding Commitments:

Local Paving Projects	\$ 0.00
State Road Projects	\$ 0.00
State Road Match Projects	\$ 0.00
Total Committed Funds	\$ 0.00
Total Uncommitted Funds Available for New Projects	\$ 899,063.05
Uncommitted Funds as Percent of Total Income	= 61.7%

*As budgeted by SCDOT including 5% contingency. Also note that funds committed to SCDOT for 08/09 that were not expended in the 08/09 contract have been carried over and committed to the 09/10 project. Those funds were reported as part of the SCDOT expenditures in the 08/09 report.

Signed Niles C. Clark, Jr.
Niles C. Clark, Jr., Chairman

Date Oct. 4, 2010

Laurens County Annual C-Fund Report
7-1-09—6-30-10

Local Paving Projects

LCTC Proj #	Road Name/No. & Proj. Description	Work Type	Responsible Agency	Budget	Total Expenditures	Current Fiscal Year Expend.	Remaining Budget
23.	Westcliff Dr, Atomic Dr, Old Laurens Rd, Gossett Rd, Meadowlark Ln, Hawk Ln, Falcon Dr, Bluebird Dr, Burdette Rd, Carousel Rd, Lodgeview Ct, Majestic Ct, Ferry Landing Rd, Seymore Ln, Double A Trail, Vance Blvd, Joanna Collection Site, Clinton Collection Site, Laurens Collection Site, Gray Court Collection Site, Fountain Inn Collection Site, Boyds Mill Collection Site, Owens Dr.	Resurfacing X X X X X X X X X X X X X X X	County	\$652,263.00 \$ 5,400.00	\$652,263.00 \$ 5,400.00	\$652,263.00 \$ 5,400.00	\$0.00 \$0.00
25.	Burns Homescares Fant Reichert & Fogleman Inc. LOCAL PAVING	Resurfacing Inspection Surveying for SWPPP PROJECTS		\$ 2,000.00 \$ 2,000.00 \$659,663.00	\$ 2,000.00 \$ 2,000.00 \$659,663.00	\$ 2,000.00 \$ 2,000.00 \$659,663.00	\$0.00 \$0.00 \$0.00
	Expenditures for Local	Paving Projects	As Percent	Of Income	45.3%		

Laurens County Annual C-Fund Report
7/1/09--6/30/10

State Road Projects

LCTC Proj #	Road Name & No Proj. Description	Work Type	Responsible Agency	Budget	Total Expenditure	Current Fiscal Year Expenditures	Remaining Budget
24.	30 C0039 (Non SMP)	Resurface	SCDOT	\$633,940.75*	\$633,940.75	\$633,940.75*	\$0.00
	Maddox Bridge Rd (S-63), Legion Dr (S-105), Crescent Dr (S-236) Center St (S-237), Meadow Rd (S-248) Oak Dr (S-298) Circle Dr (S-299) Amber Hill Cr (S-346) Amber Hill Cr Spur (S-346 SP) Gray Drive (S-453) Garlington Cr (S-525)		" " " " " " " " " " " "				
	State Road Projects	Non-SMP	Totals	\$633,940.75	\$633,940.75	\$633,940.75	\$0.00
	Expenditures for State	Non-SMP	Projects as	Percent of	Income	43.5 %	

*See footnote on Page 1

LEXINGTON COUNTY ANNUAL C FUND REPORT

JULY 2009-JUNE 2010

REPORT DATE: OCTOBER 15, 2010

INCOME AND EXPENSES

Balance of Funds as of July 1, 2009	\$ 5,415,795.00
Income:	
Funds Received for Period July 1, 2009 through June 30, 2010	\$ 2,642,075.00
Interest Earned for Period July 1, 2009 through June 30, 2010	\$ 31,705.00
Donor County Funds Received Period July 1, 2009 through June 30, 2010	\$ 1,287,576.00
Project Refunds for Period July 1, 2009 through June 30, 2010	\$ 29,218.00
Total Income	\$ 3,990,574.00

Expenses:

Administrative Expenses	-
Local Paving Project Expenditures	\$ 1,776,733.00
State Road Project Expenditures	\$ 216,748.00
State Road Match Expenditures	\$ 324,000.00
Total Expenditures	\$ 2,317,481.00
Balance of Funds as of June 30, 2010	\$ 7,088,888.00

FUNDING COMMITMENTS

Local Paving Projects	\$ 2,905,842.00
State Road Projects	\$ 181,425.00
State Road Match Projects	\$ 176,000.00
Total Committed Funds	\$ 3,263,267.00
Total Uncommitted Funds Available for New Projects	\$ 3,825,621.00
Uncommitted Funds as Percent of Total Income =	96%

LEXINGTON COUNTY ANNUAL C FUND REPORT

JULY 2009-JUNE 2010

REPORT DATE: OCTOBER 15, 2010

ORIGINAL

LOCAL PAVING PROJECTS

LOCAL ROUTE	PROJECT DESCRIPTION	WORK TYPE	RESPONSIBLE AGENCY	BUDGET	TOTAL EXPENDITURES	CURRENT FISCAL YEAR EXPENDITURES	REMAINING BUDGET
Road Resurfacing	Road Resurfacing	Resurfacing	County	\$ 1,419,526	\$ 343,467	\$ 343,467	\$ 1,076,059
Gilbert Elementary School	Turn Lane for Gilbert Elementary School	Turn Lane	School Dist	\$ 25,000	\$ -	\$ -	\$ 25,000
Dogwood Road, 1&2	From Pine Street to existing pavement	Paving	County	\$ 919,795	\$ 125,513	\$ 6,979	\$ 794,282
John Kinard Court and Circle	From Long Pine Road to dead end	Paving	County	\$ 100,506	\$ 89,529	\$ -	\$ 10,977
Elbert Taylor Road #1 & 2	From Calks Ferry Road westerly for 1.0 miles	Paving	County	\$ 150,027	\$ 15,550	\$ 15,550	\$ 134,477
Line Striping Program	Painting centerlines, edgelines, and placing RPMs	Line Striping	County	\$ 200,000	\$ -	\$ -	\$ 200,000
Jim Rucker Road	From Highway 6 to Calvary Church Road	Paving	County	\$ 1,226,964	\$ 960,279	\$ 643,947	\$ 266,685
Tanya Lane	From Bradley Drive to dead end	Paving	County	\$ 21,700	\$ 5,950	\$ -	\$ 15,750
Payne Lane	From Hallmark Drive to end County Maintenance	Paving	County	\$ 334,076	\$ 310,177	\$ 226,224	\$ 23,899
Dunn Lane	From Mac Circle to dead end	Paving	County	\$ 35,880	\$ 26,300	\$ -	\$ 9,580
Backman Drive	From Memorial Drive to Congaree Drive	Paving	County	\$ 57,680	\$ 17,320	\$ -	\$ 40,360
Jayne Lane	From Pine Street to dead end	Paving	County	\$ 241,727	\$ 215,229	\$ 192,004	\$ 26,498
Pleasant Court	From Kittle Drive to dead end	Paving	County	\$ 59,621	\$ 58,158	\$ -	\$ 1,463
Martin Neese Road	From Hwy 6 to I.W. Hutto Road	Paving	County	\$ 22,500	\$ 10,860	\$ -	\$ 11,640
Taylor Road	Taylor Road Railroad Crossing Improvements- Cayce	Crossing Improvement	Cayce	\$ 275,000	\$ 275,000	\$ 233,324	\$ -
Gilbert-Church Street Stabilization	Stabilization of Church Street	Road Project	Gilbert	\$ 10,000	\$ -	\$ -	\$ 10,000
Holmes Street- West Columbia	Storm drainage improvements to Holmes Street	Storm drainage improv	West Columbia	\$ 23,410	\$ -	\$ -	\$ 23,410
LIDAR Mapping	Provides mapping information	Laser Data Imaging	County	\$ 96,000	\$ 96,000	\$ 96,000	\$ -
Stonewall Court	Portion of engineering design for paving	Engineering for paving	Chapin	\$ 5,000	\$ -	\$ -	\$ 5,000
Saxe Gotha Drive	Paving a portion of Saxe Gotha Drive for LC Recreation	Paving	LC Recreation	\$ 100,000	\$ -	\$ -	\$ 100,000
Colonial Drive	Paving a portion of Colonial Drive	Paving	County	\$ 75,000	\$ 19,238	\$ 19,238	\$ 55,762
Sandy Lane and Spruce Lane	Paving	Paving	County	\$ 75,000	\$ -	\$ -	\$ 75,000

TOTALS

EXPENDITURES FOR LOCAL PAVING PROJECTS AS PERCENTAGE OF ANNUAL C-FUND ALLOTMENT INCOME = 67%

\$ 5,474,412 \$ 2,568,570 \$ 1,776,733 \$ 2,905,842

LEXINGTON COUNTY ANNUAL C FUND REPORT

JULY 2009-JUNE 2010

REPORT DATE: OCTOBER 15, 2010

ORIGINAL

STATE ROAD PROJECTS

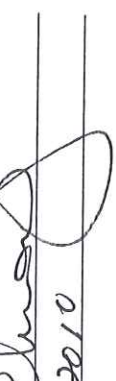
LOCAL ROUTE	PROJECT DESCRIPTION	WORK TYPE	RESPONSIBLE AGENCY	BUDGET	TOTAL EXPENDITURES	CURRENT FISCAL YEAR EXPENDITURES	REMAINING BUDGET
Pine Plain Road (1793)	From Frontage Road to exist. Pvmnt. (S1930)	Paving	SCDOT	\$ 4,115,900	\$ 4,114,900	\$ -	\$ 1,000
Summerlad Ave (Hwy. 391)	School Dist 3 traffic light	Traffic Light	School Dist 3	\$ 40,027	\$ 40,026	\$ 40,026	\$ -
Blossom Street (S32-1156)	Jesse's Way Bicycle Lane Sign Dedication	Sign installation	SCDOT	\$ 250	\$ 250	\$ 250	\$ -
Harsey's Bridge (SC-302)	Harsey's Bridge Sign Dedication	Sign installation	SCDOT	\$ 250	\$ 250	\$ 250	\$ -
North Lake Drive (SC-6)	J. Jeffcoat Walkway across Lake Murray Dam Sign Ded.	Sign installation	SCDOT	\$ 500	\$ 500	\$ 500	\$ -
Carlisle Street (S32-772)	Town of Irmo Enhancement Grant-sidewalk improvement	Sidewalk Placement	Irmo	\$ 57,000	\$ 33,394	\$ -	\$ 23,606
L.W. Hurto Road (S32-248)	School Dist 4 turn lane	Turn Lane	School Dist 4	\$ 75,000	\$ -	\$ -	\$ 75,000
Church Street (US-321)	Town of Swansea Enhan -Swansea Entrance Plaza	Beautification Project	Swansea	\$ 50,000	\$ 14,764	\$ 14,764	\$ -
SC 302 and US 178	Town of Pelion 08 Enhancement Streetscape	Streetscape	Pelion	\$ 70,000	\$ 49,999	\$ 49,999	\$ 20,001
12th St, S-2, US1, SC32	W Cola Enhn 06, Ph II, III, IV, State St, Meeting St,	Streetscape	West Columbia	\$ 108,750	\$ 82,169	\$ 45,919	\$ 26,581
Fish Hatchery Rd (S32-73)	Intersection Improvement	Intersection Improvement	County	\$ 65,040	\$ 65,040	\$ 65,040	\$ -
TOTALS				\$ 4,582,717	\$ 4,401,292	\$ 216,748	\$ 181,425

STATE ROAD PROJECTS

LOCAL ROUTE	PROJECT DESCRIPTION	WORK TYPE	RESPONSIBLE AGENCY	CTC MATCH FUNDS COMMITTED	EXPENDITURES	CURRENT FISCAL YEAR EXPENDITURES	REMAINING BUDGET	YEAR EXPENDITURES IN EXCESS OF MATCH AMOUNT*
SCDOT Match Program	SCDOT Matching Funds	SCDOT Projects	SCDOT	\$ 500,000	\$ 324,000	\$ 324,000	\$ 176,000	\$ (176,000)
TOTALS				\$ 500,000	\$ 324,000	\$ 324,000	\$ 176,000	\$ (176,000)

EXPENDITURES FOR STATE ROAD PROJECTS AND MATCH PROJECTS IN EXCESS OF MATCH AMOUNT AS PERCENTAGE OF ANNUAL C-FUND ALLOTMENT TOTAL INCOME = 8%

* Note: For match programs only CTC expenditures in excess of match amounts may be applied towards meeting the 25% requirement for expenditure on the state highway system.

CTC Chairman: 

Date: October 26, 2010

PICKENS COUNTY CTC ANNUAL REPORT
JULY 1, 2009 - JUNE 30, 2010

INCOME AND EXPENSES

Balance of Funds as of July 1, 2009		\$ 4,434,613
Income:		
Funds Received for Period July 1, 2009 through June 30, 2010	\$ 1,590,812	
Reimbursement for Six Mile Elementary project	\$ 66,745	
Interest Earned for Period July 1, 2009 through June 30, 2010	\$ 7,211	
Total Income	\$ 1,664,768	

Expenses:

Administrative Expenses		
Local Paving Project Expenditures	\$ 142	
State Road Project Expenditures	\$ 406,652	
State Road Match Expenditures	\$ 1,120,934	
Total Expenditures	\$ -	
Balance of Funds as of June 30, 2010	\$ 1,527,729	
	\$ 4,571,653	

FUNDING COMMITMENTS

Local Paving Projects		\$ 227,286
State Road Projects	\$ 914,187	
State Road Match Projects	\$ -	
Total Committed Funds	\$ 1,141,473	
Total Uncommitted Funds Available for New Projects	\$ 3,430,180	

LOCAL PAVING PROJECTS

LOCAL ROUTE	PROJECT DESCRIPTION	WORK TYPE	RESPONSIBLE AGENCY	BUDGET	TOTAL EXPENDITURES	CURRENT FISCAL YEAR EXPENDITURES	REMAINING BUDGET
varies	Road striping	safety	County of Pickens	\$ 25,000	\$ 13,501	\$ 13,501	\$ 11,499
Sargamo Rt	Parking lot construction	Asphalt paving	City of Pickens	\$ 110,000	\$ 110,000	\$ 110,000	\$ -
West Jones	Parking lot construction	Asphalt paving	City of Pickens	\$ 119,100	\$ 119,100	\$ 119,100	\$ -
varies	Local street resurfacing	Asphalt paving	City of Liberty	\$ 34,664	\$ 34,637	\$ 34,637	\$ 27
Downs loop	Storm water reconstruction	Crossline pipe replacement	City of Pickens	\$ 119,818	\$ 119,818	\$ 119,818	\$ -
varies	Sidewalk construction	Sidewalk	City of Pickens	\$ 75,000	\$ 9,240	\$ 9,240	\$ 65,760
varies	Sidewalk construction and resurfacing	Construction	City of Liberty	\$ 75,000	\$ -	\$ -	\$ 75,000
Ponderosa F	Parking lot construction	Asphalt paving	Town of Norris	\$ 75,000	\$ -	\$ -	\$ 75,000
Old Central	Bridge Construction	Asphalt paving	Town of Six Mile	\$ 75,000	\$ -	\$ -	\$ 75,000
TOTALS			County of Pickens	\$ -	\$ 357	\$ 357	\$ -
				\$ 633,582	\$ 406,652	\$ 406,652	\$ 227,286

EXPENDITURES FOR LOCAL PAVING PROJECTS AS PERCENT OF TOTAL INCOME = 24.4%

STATE ROAD PROJECTS

ROAD - ROUTE	PROJECT DESCRIPTION	WORK TYPE	RESPONSIBLE AGENCY	BUDGET	EXPENDITURES	CURRENT FISCAL YEAR EXPENDITURES	REMAINING BUDGET
US 123	Median improvements	safety	County of Pickens	\$ 257,471	\$ 257,168	\$ 257,168	\$ 303
Brushy Cree	Intersection improvements	Turn Lanes	Pickens County	\$ 485,250	\$ 17,550	\$ 17,550	\$ 467,700
Prince Penn	Bridge Construction	Bridge Construction	City of Easley	\$ 500,000	\$ 485,803	\$ 485,803	\$ 14,197
Saluda Darr	Warning lights	safety	Pickens County	\$ 10,000	\$ -	\$ -	\$ 10,000
US 178	Airport Entrance improvements	Enhancement	SCDOT	\$ 70,000	\$ 69,999	\$ 69,999	\$ 1
Powdersvill	Intersection improvements	Turn Lanes	Pickens County	\$ 250,000	\$ 228,507	\$ 228,507	\$ 21,493
SC 183	Sidewalk construction	safety	City of Pickens	\$ 75,000	\$ -	\$ -	\$ 75,000
Isaquenna	Intersection improvements	Shoulder Widening	City of Pickens	\$ 61,800	\$ 61,800	\$ 61,800	\$ -
SC 93	Sidewalk construction	Safety	City of Pickens	\$ 200,000	\$ -	\$ -	\$ 200,000
SC 8	Sidewalk construction	safety	City of Easley	\$ 75,000	\$ -	\$ -	\$ 75,000
Varies	Signs	Signs	Transportation Ct	\$ 600	\$ -	\$ -	\$ 600
Sims Schoc	Environmental Study	Engineering	County of Pickens	\$ 50,000	\$ 107	\$ 107	\$ 49,893
TOTALS				\$ 2,035,121	\$ 1,120,934	\$ 1,120,934	\$ 914,187

STATE ROAD MATCH PROJECTS

ROAD-ROUTE	PROJECT DESCRIPTION	WORK TYPE	RESPONSIBLE AGENCY	CTC PROGRAM MATCH FUNDS COMMITTED	EXPENDITURES	CURRENT FISCAL YEAR EXPENDITURES	REMAINING BUDGET	CURRENT FISCAL YEAR EXPENDITURES IN EXCESS OF MATCH AMOUNT*
				\$ -	\$ -	\$ -	\$ -	\$ -
				\$ -	\$ -	\$ -	\$ -	\$ -
TOTALS				\$ -	\$ -	\$ -	\$ -	\$ -

EXPENDITURES FOR STATE ROAD PROJECTS AND MATCH PROJECTS IN EXCESS OF MATCH AMOUNT AS PERCENT OF TOTAL INCOME = 67.3%

* Note: For match programs only CTC expenditures in excess of match amounts may be applied towards meeting the 25% requirement for expenditure on the state highway system

CTC Chairman: *Carole B. Ryan*

Date: 12-20-2010

**SALUDA COUNTY ANNUAL C FUND REPORT
 JULY 01, 2009- JUNE 30, 2010
 JULY 13, 2010**

INCOME AND EXPENSES

Balance of Funds as of July 1, 2009	\$ 1,209,798.73
Income:	
Funds Received for Period July 1, 2009 through June 30, 2010	\$ 863,407.46
Interest Earned for Period July 1, 2009 through June 30, 2010	\$ 11,609.16
Other Income	\$ 47,892.06
Sale of Plans for Saluda Island Rd.	\$ 180.00
Total Income	\$ 923,088.68
Expenses:	
Administrative expense	\$ 874.90
State Projects Expenditures	\$ 0.00
County Projects Expenditures	\$ 753,850.64
Total Expenditures	\$ 754,725.54
Balance of Funds as of June 30, 2010	\$ 1,378,161.87

FUNDING COMMITMENTS

Local Paving Projects	\$ 434,700.43
State Road Projects	= \$ 199,450.00
Total Committed Funds	\$ 634,150.43
Total Uncommitted Funds Available for New Projects	\$ 744,011.44
Uncommitted Funds as Percent of Total Income = 124%	


 CHAIRMAN OF THE SALUDA CTC

LOCAL PAVING PROJECTS YR 09/10

2009-2010

LOCAL ROUTE	PROJECT DESCRIPTION	WORK TYPE	RESPONSIBLE AGENCY	BUDGET	TOTAL EXPENDITURES	CURRENT FY EXPENDITURES	REMAINING BUDGET
C41-193	KESTER ST.	RESURFACING	CTC R & B DEPT.	\$25,325.54	\$25,325.54	\$24,363.04	\$0.00
C41-316	SALUDA ISLAND RD.	PAVING	CTC COUNTY	\$430,997.80	\$106,474.60	\$106,474.60	\$324,523.20
C41-457	VILLAGE RD.	PAVING	CTC COUNTY	\$149,003.97	\$149,003.97	\$148,041.47	\$0.00
C41-077	CALCIUM CHLORIDE PROJ.	CACL2-08 CACL2 ON ROADS	R&B COUNTY	\$9,679.32	\$9,679.32	\$0.00	\$0.00
C41-201	COUNTRY POND # 2	PAVING	CTC COUNTY	\$432,362.14	\$432,362.14	\$423,307.81	\$0.00
VARIOUS	LAKE DR.	ASSESSMENT	CTC COUNTY	\$400.00	\$400.00	\$400.00	\$0.00
VARIOUS	ROCKING RH-0036-12/11/08	GRAVELING ROADS	R&B COUNTY	\$199,728.95	\$199,728.95	\$31,757.64	\$0.00
VARIOUS	ROCKING RH-0037-	GRAVELING ROADS	R&B COUNTY	\$110,177.23	\$0.00	\$0.00	\$110,177.23
VARIOUS	CALCIUM CHLORIDE PROJ.	CACL2-09 CACL2 ON ROADS	R&B COUNTY	\$13,506.08	\$13,506.08	\$10,135.58	\$0.00
VARIOUS	CALCIUM CHLORIDE PROJ.	CACL2-10 CACL2 ON ROADS	R&B COUNTY	\$3,370.50	\$3,370.50	\$3,370.50	\$0.00
TOTALS				\$1,374,551.53	\$939,851.10	\$753,850.64	\$434,700.43

EXPENDITURES FOR LOCAL PAVING PROJECTS AS PERCENT OF TOTAL INCOME 123%

MONIES FROM COMPLETED PROJECTS WILL BE FUNNELED BACK INTO ACTIVE MONIES

STATE ROAD PROJECTS

LOCAL ROUTE	PROJECT DESCRIPTION	WORK TYPE	RESPONSIBLE AGENCY	BUDGET	EXPENDITURES	CURRENT FY EXPENDITURES	REMAINING BUDGET
S41-122 & SC 194)	INTERSECTION	RECONSTRUCTION	SCDOT	\$ 199,450.00	\$	\$	\$ 199,450.00
TOTALS				\$199,450.00	\$0.00	\$0.00	\$199,450.00

EXPENDITURES FOR STATE ROAD PROJECTS AS PERCENT OF TOTAL INCOME 0%

STATE ROAD MATCH PROJECTS

ROAD-ROUTE	PROJECT DESCRIPTION	WORK TYPE	RESPONSIBLE AGENCY	CTC PROGRAM MATCH FUNDS COMMITTED	EXPENDITURES	CURRENT FISCAL YEAR EXPENDITURES	REMAINING BUDGET	CURRENT FISCAL YR. EXPENDITURES IN EXCESS OF MATCH AMT.
TOTALS				\$	\$	\$	\$	\$0.00

EXPENDITURES FOR STATE ROAD PROJECTS AND MATCH PROJECTS IN EXCESS OF MATCH AMOUNT AS PERCENT OF TOTAL INCOME 0%

CTC CHAIRMAN: *Robert E Taylor*
 DATE: *April 22, 2010*

***Checks for uncommitted funds should be listed as other income under the income heading.

Spartanburg

2010 CTC ANNUAL C FUND REPORT
JULY 1, 2009 - JUNE 30, 2010

INCOME AND EXPENSES

Balance of Funds as of July 1, 2009 ----- \$ 7,636,188
Income:
Funds Received for Period July 1, 2009 through June 30, 2010 \$ 4,456,961
Interest Earned for Period July 1, 2009 through June 30, 2010 \$ 18,056
Other Funds Received - Timber sold on right of way \$ 1,437
Total Income ----- \$ 4,476,454

Expenses:

Administrative Expenses \$ 1,507
Local Paving Project Expenditures \$ 4,641,719
State Road Project Expenditures \$ 661,263
State Road Match Expenditures \$ 132,468
Total Expenditures ----- \$ 5,436,956
Balance of Funds as of June 30, 2010 ----- \$ 6,675,686

FUNDING COMMITMENTS

Local Paving Projects \$ 2,029,572
State Road Projects \$ 2,602,997
State Road Match Projects \$ 245,288
Total Committed Funds ----- \$ 4,877,858
Total Uncommitted Funds Available for New Projects ----- \$ 1,797,829

Uncommitted Funds as Percent of Total Income = 40.2%

LOCAL PAVING PROJECTS

LOCAL ROUTE	PROJECT DESCRIPTION	WORK TYPE	RESPONSIBLE AGENCY	BUDGET	TOTAL EXPENDITURES	CURRENT FISCAL YEAR EXPENDITURES	REMAINING BUDGET
07013	City of Spartanburg Resurfacing	Resurfacing	City	\$ 259,095.00	\$ 259,095.00	\$ 42,446.21	\$ -
07017	Dairy Ridge Rd Bridge Replacement	Bridge	County	\$ 697,644.28	\$ 695,529.88	\$ 679,879.88	\$ 2,114.40
07020	Drainage Improvements Howard	Drainage	County	\$ 87,495.80	\$ 64,335.80	\$ 60,995.80	\$ 23,160.00
08008	City Resurfacing	Resurfacing	City	\$ 259,095.00	\$ 259,095.00	\$ 43,382.56	\$ -
	Intersection Improvements Skyline@						
08019	Campobello-Gramling	Intersection	County	\$ 4,400.00	\$ 4,400.00	\$ 4,400.00	\$ -
08022	Brockman-McClimon Road Bridge	Bridge	County	\$ 303,000.00	\$ 151,249.27	\$ 151,249.27	\$ 151,750.73
	Bridge - Foot						
	Traffic						
09001	GLENDALE BRIDGE RESTORATION		County	\$ 50,000.00	\$ -	\$ -	\$ 50,000.00
	ZIMMERMAN RD BRIDGE						
09011	REPLACEMENT	Bridge	County	\$ 140,000.00	\$ 140,000.00	\$ 140,000.00	\$ -
09013	BOMAR AVE - CITY OF SPARTANBURG	Realignment	City	\$ 202,080.00	\$ 71,397.35	\$ 71,397.35	\$ 130,682.65
09019	OVERHEAD BRIDGE REPLACEMENT	Bridge	County	\$ 740,269.25	\$ 137,219.25	\$ 137,219.25	\$ 603,050.00
09021	COUNTY & MUNICIPAL RESURFACING	Resurfacing	County	\$ 1,222,155.04	\$ 1,222,155.04	\$ 216,308.28	\$ -
	CITY OF SPARTANBURG						
09022	RESURFACING	Resurfacing	City	\$ 236,708.00	\$ 221,721.51	\$ 221,721.51	\$ 14,986.49
09023	SHOALLY CREEK ROAD	Widening	County	\$ 522,460.72	\$ 522,460.72	\$ 459,515.06	\$ -
	PAVE WALKWAY OVER EASEMENT IN						
09027	PACOLET	Walkway	Pacolet	\$ 21,111.80	\$ 21,111.80	\$ 21,111.80	\$ -
09028	WINDMILL HILL RD @ US 176	Intersection	County	\$ 411,521.09	\$ 411,521.09	\$ 406,996.79	\$ -
		Intersection					
10001	SEAY RD @ SC 9 INTERSECTION	Improvements	Spartanburg County	\$ 217,232.75	\$ 217,232.75	\$ 217,232.75	\$ -
	WIDEN FAIRWINDS RD (BILO TO						
10002	WASTE TREATMENT)	Widen	Spartanburg County	\$ 75,000.00	\$ 17,624.23	\$ 17,624.23	\$ 57,375.77
10006	CECELIA DR @ SC 9 INTERSECTION	Intersection	Spartanburg County	\$ 201,818.71	\$ 113,820.14	\$ 113,820.14	\$ 87,998.57
	IMP	Improvements					
10008	REPLACE CULVERT ON CLARK ROAD	Replace Culvert	Spartanburg County	\$ 127,000.00	\$ -	\$ -	\$ 127,000.00
	FAIRFOREST RD BRIDGE	Bridge					
10011	REPLACEMENT	Replacement	City of Spartanburg	\$ 360,000.00	\$ -	\$ -	\$ 360,000.00
10017	CITY RESURFACING	Resurfacing	City of Spartanburg	\$ 308,375.00	\$ 305,232.16	\$ 305,232.16	\$ 3,142.84
10019	COUNTY & MUNICIPAL RESURFACING	Resurfacing	Spartanburg County	\$ 1,399,000.00	\$ 1,330,714.73	\$ 1,330,714.73	\$ 68,285.27
	BOMAR INTERSECTION	Intersection					
10024	IMPROVEMENTS	Improvements	City of Spartanburg	\$ 48,436.00	\$ -	\$ -	\$ 48,436.00
		Replace					
	CULVERTS ON HANNON RD & WEST	Culverts					
10026	RD	(materials only)	Spartanburg County	\$ 83,000.00	\$ -	\$ -	\$ 83,000.00
10028	COWPENS BUNCHE CIR SIDEWALK	Install Sidewalks	Town of Cowpens	\$ 19,060.00	\$ -	\$ -	\$ 19,060.00

10029 888	Bridge Replacement	Spartanburg County	\$ 200,000.00	\$ 471.00	\$ 471.00	\$ 199,529.00
	RUNION RD BRIDGE REPLACEMENT					
	TOTALS		\$ 8,195,958.44	\$ 6,166,386.72	\$ 4,641,718.77	\$ 2,029,571.72

EXPENDITURES FOR LOCAL PAVING PROJECTS AS PERCENT OF TOTAL INCOME = 103.7%

STATE ROAD PROJECTS

ROAD - ROUTE	PROJECT DESCRIPTION	WORK TYPE	RESPONSIBLE AGENCY	BUDGET	EXPENDITURES	CURRENT FISCAL YEAR EXPENDITURES	REMAINING BUDGET
05002 S-2	Howard & Franklin Street Intersection	Intersection	City	\$ 100,485.94	\$ 16,462.29	\$ -	\$ 84,023.65
05021 SC-101	"Welcome" signs in Woodruff	Signs Street Relocation	Woodruff	\$ 15,560.99	\$ 10,459.70	\$ -	\$ 5,101.29
06004 S-1258	Collins Avenue Intersection Relocation Beautification at I-85 & Highway 9	Relocation	Sptbg HA	\$ 307,476.11	\$ 47,976.11	\$ 47,976.11	\$ 259,500.00
06006 SC-9	Intersection	Beautification	County	\$ 17,400.00	\$ 17,400.00	\$ 11,347.50	\$ -
07022 Various	Sidewalk Installation in Pacolet	Sidewalks	Town	\$ 67,965.00	\$ 2,360.00	\$ 1,300.00	\$ 65,605.00
08012 S-817 @ US 29	Cherry Hill Road & Old Converse Road Zion Hill Rd @ US 29 Intersection	Intersection	County	\$ 405,050.19	\$ 405,050.19	\$ 84,074.93	\$ -
08013 1934	Improvement	Intersection	County	\$ 193,251.61	\$ 193,251.61	\$ 21,496.96	\$ -
08014 S-110	Delegation Set-A-Side Town of Cowpens	Signs, Poles, Hardware	Town of Cowpens	\$ 19,500.00	\$ 16,479.33	\$ -	\$ 3,020.67
08017 SC-101	Delegation - City of Woodruff	Sidewalks	Woodruff	\$ 33,460.00	\$ 28,729.45	\$ 28,729.45	\$ 4,730.55
08018 SC-290	Delegation - Sidewalks N & S Main Duncan	Sidewalks	Town of Duncan	\$ 50,720.00	\$ 45,134.61	\$ -	\$ 5,585.39
08021 S-62	Sidewalks Town of Reidville	Sidewalks	Town of Reidville	\$ 20,000.00	\$ 20,000.00	\$ 15,681.05	\$ -
09007 S 103	E UNION ST SIDEWALK - SET A SIDE SIDEWALKS N RANDOLPH AVE - LANDURM	Sidewalk	County	\$ 42,000.00	\$ -	\$ -	\$ 42,000.00
09012 1736	REPAIR SIDEWALKS & TREE REMOVAL - LYMAN	Sidewalks	Landrum	\$ 50,000.00	\$ 50,000.00	\$ 50,000.00	\$ -
09015 S 529		Sidewalks	Lyman	\$ 50,015.00	\$ 50,015.00	\$ 50,015.00	\$ -
09017 S 62	STREETSCAPE ON MAIN IN REIDVILLE STATE RESURFACING - ARCHIBALD	Streetscape	Reidville	\$ 22,500.00	\$ 22,500.00	\$ 22,500.00	\$ -
09020 S 216	RD	Resurface	SCDOT	\$ 847,943.47	\$ 655,386.42	\$ 138,037.47	\$ 192,557.05
09024 SC221	SIDEWALK ON MAIN IN WOODRUFF	Sidewalk	Woodruff	\$ 28,460.00	\$ -	\$ -	\$ 28,460.00
09026 US 29	STREETSCAPE ON MAIN IN COWPENS RAINBOW LAKE RD @ RIVER OAK RD INTERSECTION	Streetscape Intersection Improvements	Cowpens School District 2	\$ 101,793.00	\$ -	\$ -	\$ 101,793.00
10003 S 42 @ S 74	INSTALL SIDEWALKS COMPTON BRIDGE RD	Install Sidewalks	City of Inman	\$ 135,000.00	\$ -	\$ -	\$ 135,000.00
10004 S 37 US 29 @ 691 and							
10007 SC 296 @ 11440	US 29 RT TURN @ HAWKCREEK SIGNAGE AND SIDEWALK - TOWN OF DUNCAN	Turn Lanes Signage & Sidewalks	Spartanburg County	\$ 93,733.55	\$ 93,733.55	\$ 93,733.55	\$ -
10010 S 62		Traffic Impact	Town of Duncan	\$ 48,628.00	\$ 34,476.85	\$ 34,476.85	\$ 14,151.15
10012 S 223	TRAFFIC IMPACT STUDY - P & R	Study	Spartanburg County	\$ 2,893.94	\$ 2,893.94	\$ 2,893.94	\$ -
10013 S 212	EDWARD ROAD - PHASE 1 UTILITY RELOCATION BIRDS EYE VIEW @ SC 9	Rehabilitation	Spartanburg County	\$ 516,815.65	\$ 24,315.65	\$ 24,315.65	\$ 492,500.00
10014 SC 9	UTILITY RELOCATION	Utility Relocation	SCDOT	\$ 2,200.00	\$ 779.18	\$ 779.18	\$ 1,420.82

10015	SC 101 & S 177	DEL SET-A-SIDE WOODRUFF SIDEWALKS	Construct Sidewalks	City of Woodruff	\$ 27,156.00	\$ -	\$ -	\$ 27,156.00
10016	S 62	DEL SET-A-SIDE REIDVILLE STREETSCAPE	Continuation of Streetscape	Town of Reidville	\$ 25,000.00	\$ 11,818.95	\$ 11,818.95	\$ 13,181.05
10018	S 212	SCDOT ANNUAL RESURFACING	Rehabilitation	Spartanburg County	\$ 571,869.00	\$ 7,286.18	\$ 7,286.18	\$ 564,582.82
10020	SC 11	"GENERAL TWITTY" SIGN	Signage	SCDOT	\$ 500.00	\$ 500.00	\$ 500.00	\$ -
10021	C 296	GANO DR & DILLARD RD TURN LANES	Turn Lanes	Spartanburg County	\$ 150,000.00	\$ 14,300.00	\$ 14,300.00	\$ 135,700.00
10022	SC 150	PACOLET RIVER BR LIGHTING	Install Lighting	Town of Pacolet	\$ 19,060.00	\$ -	\$ -	\$ 19,060.00
10023	S 43	CHESNEE SIDEWALKS W. MANNING ST	Install Sidewalks	City of Chesnee	\$ 59,126.00	\$ -	\$ -	\$ 59,126.00
10025	S 37	COMPTON BR RD SIDEWALKS	Install Sidewalks Roadside	City of Inman	\$ 35,000.00	\$ -	\$ -	\$ 35,000.00
10027	SC 9	HWY 9 ROADSIDE IMPROVEMENTS & SIGN	Improvements and Welcome Sign	Boiling Springs Beautification Committee	\$ 13,743.00	\$ -	\$ -	\$ 13,743.00
TOTALS					\$ 4,374,306.45	\$ 1,771,309.01	\$ 661,262.77	\$ 2,602,997.44

STATE ROAD MATCH PROJECTS

ROAD - ROUTE	PROJECT DESCRIPTION	WORK TYPE	RESPONSIBLE AGENCY	CTC PROGRAM MATCH FUNDS COMMITTED	EXPENDITURES	CURRENT FISCAL YEAR EXPENDITURES	REMAINING BUDGET	CURRENT FISCAL YEAR EXPENDITURES IN EXCESS OF MATCH
02008 SC-9, S-42, S-43, S Highway Improvement Match (General Dist.)	Intersection	County	\$ 1,641,620.71	\$ 1,485,438.27	\$ 132,467.76	\$ 156,182.44	\$ -	
03011 S-62, SC-9, S-60 SIMP	Intersection	County	\$ 989,287.20	\$ 907,239.44	\$ -	\$ 82,047.76	\$ -	
05013 SC-357, SC-296 SMP 05 State Matching Program	Intersection	County	\$ 1,553,105.03	\$ 1,561,459.16	\$ -	\$ (8,354.13)	\$ -	
09010 Various STATE MATCH PROGRAM 2009	Resurfacing	County	\$ 276,000.00	\$ 260,587.70	\$ -	\$ 15,412.30	\$ -	
TOTALS				\$ 4,460,012.94	\$ 4,214,724.57	\$ 132,467.76	\$ 245,288.37	\$ -

EXPENDITURES FOR STATE ROAD PROJECTS AND MATCH PROJECTS IN EXCESS OF MATCH AMOUNT AS PERCENT OF TOTAL INCOME = 14.8%

* Note: For match programs only CTC expenditures in excess of match amounts may be applied towards meeting the 25% requirement for expenditure on the state highway system

CTC Chairman: Billy J. Cantel

Date: 10-28-2010

Sumter County ANNUAL C FUND REPORT
JULY 1, 2009 - JUNE 30, 2010

INCOME AND EXPENSES

Balance of Funds as of July 1, 2009	4,549,952.53
Auditor's JE for FY 2009 Capital Gain on Investments	254,335.60
Adjusted beginning balance July 1, 2009	4,804,288.13
Income:	
Funds Received for Period July 1, 2009 through June 30, 2010	1,615,923.46
Interest Earned for Period July 1, 2009 through June 30, 2010	23,145.03
Total Income	1,639,068.49
Expenses:	

Administrative Expenses	
Local Paving Project Expenditures	322.62
State Road Project Expenditures	935,826.95
State Road Match Expenditures	1,935,277.25
Total Expenditures	0.00
Balance of Funds as of June 30, 2010	2,871,426.82
	3,571,929.80

FUNDING COMMITMENTS

Local Paving Projects	
State Road Projects	0.00
State Road Match Projects	65,336.60
Total Committed Funds	0.00
Total Uncommitted Funds Available for New Projects	65,336.60
	3,506,593.20

LOCAL PAVING PROJECTS

LOCAL ROUTE	PROJECT DESCRIPTION	WORK TYPE	RESPONSIBLE AGENCY	BUDGET	TOTAL EXPENDITURES	CURRENT FISCAL YEAR EXPENDITURES	REMAINING BUDGET
	Oakland North, Bay Springs, Park West	Resurface	County	267,026.95	267,026.95	267,026.95	\$ -
	Squaw Valley/Orchard Heights Subdivisions	Paving	County	1,059,800.00	1,059,800.00	573,000.00	\$ -
	Pierce Subdivision	Re-rocking	County	89,000.00	89,000.00	89,000.00	\$ -
	Lucas, Acres, Lyn - Encroachment Permit - Engineering	Engineering	County	5,500.00	5,500.00	5,500.00	\$ -
	Wise Drive Extension/ Airport Road Engineering	Engineering	County	1,300.00	1,300.00	1,300.00	\$ -
TOTALS				1,421,326.95	1,421,326.95	935,826.95	\$ -

EXPENDITURES FOR LOCAL PAVING PROJECTS AS PERCENT OF TOTAL INCOME = 57.1%

STATE ROAD PROJECTS

ROAD - ROUTE	PROJECT DESCRIPTION	WORK TYPE	RESPONSIBLE AGENCY	BUDGET	EXPENDITURES	CURRENT FISCAL YEAR EXPENDITURES	REMAINING BUDGET
	Road Dedication Sign (Mayor Willie Jefferson)	Road Dedication	SCDOT	500.00	500.00	500.00	\$ -
	Plowden Mill Road-Old Bubsville Road (S43-723) (1/2 city & 1/2 city)-install pipe for sidewalk (County & City Funds)	Install Pipe/Engineering	County/City	71,080.00	71,080.00	71,080.00	\$ -
	200 ft sidewalk and top soil; Plowden Mill Road (S43-723) (City C-Funds)	Sidewalk	City	58,380.00	58,380.00	58,380.00	\$ -
	Programmed by city for resurfacing: Vining (S-43-357), King (S-43-654), E Williams (S-43-572), E College (S-43-563), Church (S-43-284), Loring Mill (S-43-204), Lawton (S-43-612), Robney (S-43-569)	Resurface	City	224,534.60	159,198.00	159,198.00	65,336.60
	Programmed by county for resurfacing: Ridgehill (S-1178), Twin Lakes (S-1178), Beckridge (S-910), Orvis (S-1393), Orvis Ct (S-1394) Coachwood (S-1286), Sandytace (S-1287), Candlewood (S-1235), Whisperwood (S-1233), Coldstream (S-1285), Yosemite (S-975), Yellowstone (S-1199), Sequoia (S-974), Sandhill (S-1286), Redstone (S-1289), Longwood (S-1290), Sun Valley (S-1215), Shoreland (S-1180), Edisto (S-1179)	Resurface	County	454,792.37	454,792.37	454,792.37	\$ -
	4/10 PE only design for entrances to Shaw A.F.B at US-76/378 & St. Pauls Church Road (39898)	Engineering	SCDOT	52,000.00	52,000.00	52,000.00	\$ -
	6/10 - Resurface Willow Dr. (S-66), Fort St. (S-333), Maney St. (S-448), Que St. (S-476), Stewart St. (S-568), Lincoln Ave. (S-717), Estate St. (S-1935), & Coleman St. (S-477) (40198)	Resurface	SCDOT	657,939.00	657,939.00	657,939.00	\$ -

Resurfacing Poinsett Dr. (S-232), Emily/Robney Dr. (S-569), Carroll Dr. (S-570), Walker St. (S-573), Crosswell Dr. (S-586), Clifton Dr. (S-724), Pauline Dr. (S-725), Hammett St. (S-726, Wen-Lee Dr. (S-795), Rutledge St. (S-860), Colonial Dr. (S-961), Telephone St. (S-1013), Jenson rd. (S-1031) and Hummingbird Ln. (S-1183)	Resurfacing Engineering/Turn Lanes	SCDOT County	479,637.88 1,750.00	479,637.88 1,750.00	479,637.88 1,750.00	\$ \$
Patriot Parkway (SC441)-engineering for turn lane						

SC-441

TOTALS

\$2,000,613.85 \$1,935,277.25 \$1,935,277.25 \$65,336.60

STATE ROAD MATCH PROJECTS

ROAD-ROUTE	PROJECT DESCRIPTION	WORK TYPE	RESPONSIBLE AGENCY	CTC PROGRAM MATCH FUNDS COMMITTED	EXPENDITURES	CURRENT FISCAL YEAR EXPENDITURES	REMAINING BUDGET	CURRENT FISCAL YEAR EXPENDITURES IN EXCESS OF MATCH AMOUNT*
				\$0.00	\$0.00	\$0.00	\$	\$
TOTALS				\$0.00	\$0.00	\$0.00	\$	\$

EXPENDITURES FOR STATE ROAD PROJECTS AND MATCH PROJECTS IN EXCESS OF MATCH AMOUNT AS PERCENT OF TOTAL INCOME = 118.1%
 * Note: For match programs only CTC expenditures in excess of match amounts may be applied towards meeting the 25% requirement for expenditure on the state highway system

CTC Chairman: T. L. Ragan

Date: 16 Nov 2010

York County Annual C Fund Report

July 1, 2009 - June 30, 2010

Report Date = September 28, 2010

INCOME AND EXPENSES

Balance of Funds as of July 1, 2009		\$10,221,134.93
Income:		
Funds Received for Period July 1, 2009 through June 30, 2010	\$3,352,789.08	
Interest Earned for Period July 1, 2009 through June 30, 2010	\$51,091.50	
Total Income		\$3,403,880.58

Expenses:

Administrative Expenses	\$0.00	
Local Road Project Expenditures	\$467,609.18	
State Road Project Expenditures	\$1,331,511.64	
State Road Match Expenditures	\$0.00	
Total Expenditures		\$1,799,120.82
Balance of Funds as of June 30, 2010		\$11,825,894.69

FUNDING COMMITMENTS

Local Paving Projects	\$2,613,436.41	
State Road Projects	\$3,568,281.40	
State Road Match Projects	\$0.00	
Total Committed Funds		\$6,181,717.81
Total Uncommitted Funds Available for New Projects		\$5,644,176.88

LOCAL PAVING PROJECTS

Local Route	Approval Year	Project Description	Work Type	Responsible Agency	Budget	Total Expenditures	Current Fiscal Year Expenditures	Remaining Budget
Molokai Drive	2007-2008	City of Tege Cay C-Fund Project Addition to 2008-2009 SCDOT C-Fund Project for the Town of Fort Mill	Resurface	City of Tege Cay	\$ 17,921.00	\$ 17,921.00	\$ 17,921.00	\$ -
Arday Street	2010	Newsaper advertisement for resurfacing project	Resurface	SCDOT	\$ 32,427.77	\$ 32,427.77	\$ 32,427.77	\$ -
	2009	Newsaper advertisement for resurfacing project	Resurface	York County (EN)	\$ -	\$ 62.70	\$ 62.70	\$ -
	2010	Newsaper advertisement for gravel road paving project	Resurface	York County (EN)	\$ -	\$ 65.50	\$ 65.50	\$ -
	2010	Newsaper advertisement for gravel road paving project	Paving	York County (EN)	\$ -	\$ 65.50	\$ 65.50	\$ -
Riverview Rd., Roddey St., Castlewood Cir., Kousa Ct., Todd St., Fouché St., Tigler Ct., Pinkney St., Country Club Dr., Colecreek Ln., Selwyn Pl., Franklin St., Blue Ridge Way, Glen Echo Pl., Brooks Ln., Flintwood Dr., Pickens St., Welch St., Wensley Ct.	2008-2009	City of Rock Hill C-Fund Project	Resurface	City of Rock Hill	\$ 474,266.00	\$ 228,105.25	\$ 228,105.25	\$ 246,160.75
Squirrel Ln., Sunshine Terrace, Martins Gold Mine Rd., John T. Roddey Cir., Shelby Ct.	2008-2009	C-Fund Gravel Road Paving Project	Paving	York County (EN)	\$ 564,804.00	\$ 186,040.80	\$ 186,040.80	\$ 378,763.20
Old Depot Road	2009-2010	Stone for road in Town of Sharon	Maintenance	York County (PW)	\$ 5,000.00	\$ 2,920.66	\$ 2,920.66	\$ 2,079.34
TOTALS					\$ 1,094,418.77	\$ 467,609.18	\$ 467,609.18	\$ 627,003.29
EXPENDITURES FOR LOCAL PAVING PROJECTS AS PERCENT OF TOTAL INCOME =					13.7%			

STATE ROAD PROJECTS

Road/Route	Project Description	Work Type	Responsible Agency	Budget	Expenditures	Current Fiscal Year Expenditures	Remaining Budget
S-155, S-160	Turn lane at intersection of Zoar Road and Highway 160; CMAQ grant project	Air Quality Analysis	York County (Planning)	\$ 100,000.00	\$ 6,400.00	\$ 6,400.00	\$ 93,600.00
S-48, S-51, US-21	Turn Lanes at intersection of Highway 21, Springhill Farm Road, and Highway 51; CMAQ grant project	Air Quality Analysis	York County (Planning)	\$ 6,000.00	\$ 7,200.00	\$ 7,200.00	\$ -
S-5	Dedication Sign on Highway 5	Sign	SCDOT	\$ -	\$ 500.00	\$ 500.00	\$ -
S-805	Resurfacing of remainder of Melrose and Tanglewood	Resurfacing	SCDOT	\$ 66,556.00	\$ 72,030.00	\$ 72,030.00	\$ -
US-21, S-195	Installation of traffic signal	Traffic Signal	City of Rock Hill	\$ 74,990.00	\$ 39,266.00	\$ 39,266.00	\$ 35,724.00
S-874, S-1091, S-632, S-1009, S-550, S-920 & 523	Anderson/Baskins						
S-68, S-96, S-100, S-109, S-152, S-310, S-453, S-814, S-823, S-924, S-1330, S-1503, S-1579	City of Rock Hill C-Fund Project	Resurfacing	City of Rock Hill	\$ 490,042.00	\$ 264,740.00	\$ 264,740.00	\$ 225,302.00
	SCDOT C-Fund Project	Resurfacing	SCDOT	\$ 1,254,080.64	\$ 1,254,080.64	\$ 1,254,080.64	\$ -
S-861, S-862, S-588, S-90, S-769, S-462, S-809, S-948, S-581, S-603, S-584	SCDOT C-Fund Project	Resurfacing	SCDOT	\$ 775,856.00	\$ 775,856.00	\$ 775,856.00	\$ -
TOTALS				\$ 2,767,524.64	\$ 2,420,072.64	\$ 1,331,511.64	\$ 354,626.00

STATE ROAD MATCH PROJECTS

Road/Route	Project Description	Work Type	Responsible Agency	Budget	Expenditures	Current Fiscal Year Expenditures	Remaining Budget
TOTALS							
				\$	\$	\$	\$

EXPENDITURES FOR STATE ROAD PROJECTS AND MATCH PROJECTS IN EXCESS OF MATCH AMOUNT AS PERCENT OF TOTAL INCOME = 39.1%

CTC CHAIRMAN: _____

DATE: 10/4/2010

