

ANNUAL REPORT 2013-2014

*The* C Program



## **Summary Report for the C Fund Program 2013/2014 State Fiscal Year**

### **C Program Background:**

Public roads and highways are the infrastructure for growth in South Carolina and building and maintaining them is a tremendous responsibility. The South Carolina Department of Transportation (SCDOT), like all state DOTs across the country, has quickly learned that the job is too big to accomplish without partners. The C Program is a long-established partnership between the SCDOT and the forty six counties of South Carolina to fund the improvements of state roads, county roads, city streets and other local transportation projects. It is successful because local leaders and citizens alike are willing to step up and work with SCDOT to meet the needs of their communities. Financial resources for roads and bridges are precious as the requirements far exceed available funding. SCDOT values the hard work and commitment of County Transportation Committee (CTC) members working with civic leaders to use these resources prudently for the advancement of local transportation projects. Sections A and B of South Carolina Code of Laws, §12-28-2740 (the C fund statute) state that two and sixty-six one-hundredths cents a gallon of the user fee on gasoline must be deposited with the State Treasurer and used in furtherance of a countywide transportation plan adopted by CTCs throughout the state.

### **Annual Report:**

The nineteen County Transportation Committees listed in this report administered C Funds for their respective counties during the 2013/2014 state fiscal year. The individual county reports contained herein were prepared by each County Transportation Committee and submitted to the South Carolina Department of Transportation. These individual reports have been compiled and are being submitted to the General Assembly as required by Section D of South Carolina Code of Laws §12-28-2740.

In accordance with Section P of the C fund statute, SCDOT has performed compliance reviews of these Committees. All nineteen CTCs programmed a sufficient quantity of transportation related projects on the state highway system to ensure compliance with the law. The annual reports demonstrate collectively the nineteen self-administered CTCs expended \$9,882,802 on the state highway system in the 2013/2014 state fiscal year. The data also illustrates twenty nine percent of CTCs apportionments were spent on the state system, although only twenty five percent of their apportionments are required to be expended according to state law. Furthermore, the balance of uncommitted funds carried forward from one year into the next did not exceed three hundred percent of the county's total apportionment for the most recent year as required by Section D of the South Carolina Code Section.

## **Projections for the Year:**


At the beginning of the state's fiscal year, each CTC Chairman is sent the Committee's projected income for the upcoming year. This information is used for their transportation planning purposes during the course of the year. The projected revenue from the sale of gasoline allocated to the C Fund program for the current 2014/2015 state fiscal year is expected to slightly increase from \$69,000,000 to \$70,000,000 from the previous state fiscal year. Minor increases or decreases in revenue that may occur can be attributed to modest fluctuations in the price and consumption of gasoline. It is expected any marginal variations in income to the CTCs typically would not translate into changes from the previous year in the number or magnitude of transportation related improvement projects being constructed throughout South Carolina. SCDOT's C Program Administration Office has worked very closely with all CTCs to ensure their transportation plans are current and applicable to the requirements stipulated in the C fund statute.

In October of this year, SCDOT received an additional \$15,000,000 from the South Carolina Legislature in non-recurring revenue (one time only funds) to be used by the County Transportation Committees. Consequently, it is anticipated more transportation projects would be constructed throughout South Carolina this year. These additional funds were apportioned to each Committee in accordance with the allocation formula stipulated in the C fund statute. The funds are to be part of the Committee's overall allocation and expended in the same manner as Section C of the law provides:

**“At least twenty-five (25%) percent of a county’s apportionment of “C” funds .... must be expended on the state highway system for construction, improvements and maintenance....The county transportation committee, at its discretion, may expend up to seventy-five (75%) percent of “C” construction funds for activities including other local paving or improving county roads, for street and traffic signs, and for other road and bridge projects.”**

Questions regarding the C Program can be directed to SCDOT's C Program Administrator, Herbert J. Cooper @ 803-737-0230.

**REPORT TO THE GENERAL ASSEMBLY**  
**C FUND EXPENDITURES**  
**FOR**  
**SELF ADMINISTERED**  
**COUNTY TRANSPORTATION COMMITTEES**  
**JULY 1, 2013– JUNE 30, 2014**



ANDERSON COUNTY  
BEAUFORT COUNTY  
BERKELEY COUNTY  
CHARLESTON COUNTY  
CHEROKEE COUNTY  
CHESTER COUNTY  
CLARENDON COUNTY  
COLLETON COUNTY  
EDGEFIELD COUNTY  
GREENVILLE COUNTY

GREENWOOD COUNTY  
LANCASTER COUNTY  
LAUARENS COUNTY  
LEXINGTON COUNTY  
PICKENS COUNTY  
SALUDA COUNTY  
SPARTANBURG COUNTY  
SUMTER COUNTY  
YORK COUNTY

## **LISTING OF COUNTIES ADMINISTERING C FUNDS**

- Section 1: Anderson County Transportation Committee
- Section 2: Beaufort County Transportation Committee
- Section 3: Berkeley County Transportation Committee
- Section 4: Charleston County Transportation Committee
- Section 5: Cherokee County Council
- Section 6: Chester County Council
- Section 7: Clarendon County Council
- Section 8: Colleton County Transportation Committee
- Section 9: Edgefield County Transportation Committee
- Section 10: Greenville County Transportation Committee
- Section 11: Greenwood County Transportation Committee
- Section 12: Lancaster County Transportation Committee
- Section 13: Laurens County Transportation Committee
- Section 14: Lexington County Council
- Section 15: Pickens County Transportation Committee
- Section 16: Saluda County Transportation Committee
- Section 17: Spartanburg County Transportation Committee
- Section 18: Sumter County Transportation Committee
- Section 19: York County Transportation Committee

**ANDERSON COUNTY ANNUAL C FUND REPORT**  
**JULY 2013 - JUNE 2014**

**INCOME AND EXPENSES**

Balance of Funds as of July 1, 2013		\$ 3,362,883
<b>Income:</b>		
Funds Received for Period July 1, 2013 through June 30, 2014	\$ 3,290,447	
Interest Earned for Period July 1, 2013 through June 30, 2014	\$ 250	
<b>Total Income</b>		<b>\$ 3,290,697</b>
<b>Expenses:</b>		
Administrative Expenses	\$ 2,000	
Per Diem Expenses	\$ -	
Local Paving Project Expenditures	\$ 1,320,702	
State Road Project Expenditures	\$ 2,244,435	
<b>Total Expenditures</b>		<b>\$ 3,567,137</b>
Balance of Funds as of June 30, 2014		<b>\$ 3,086,443</b>

**REMAINING FUNDING COMMITMENTS**

Local Paving Projects	\$ 1,020,379	
State Road Projects	\$ -	
<b>Total Committed Funds</b>		<b>\$ 1,020,379</b>
Total Uncommitted Funds Available for New Projects		<b>\$ 2,066,064</b>
Uncommitted Funds as Percent of Total Income =	<b>62.8%</b>	

Note: Typically all funds available are programmed. Uncommitted funds reflected, are mainly due to a timing issues.

**LOCAL PAVING PROJECTS**

Note: To Date Expenses can reflect multiple fiscal years.

LOCAL ROUTE	PROJECT DESCRIPTION	WORK TYPE	RESPONSIBLE AGENCY	BUDGET	FISCAL YEAR		TO DATE		REMAINING BUDGET	
					EXPENDITURES	EXPENDITURES	EXPENDITURES	EXPENDITURES		
AN-10-1683	West Benson Street - resurface City of Anderson	Resurface	City of Anderson	\$35,477.00	\$29,100.65	\$29,100.65	\$6,376.35		Complete	
Various	2013 FDP & Single Treatment Contract	Full depth patching /single treatment	Anderson County	\$890,514.35	\$777,533.00	\$777,533.00	\$112,981.35		Complete	
Var - Bolton	Resurfacing & full depth patching	Full depth patching / resurface	City of Bolton	\$86,000.00	\$65,351.64	\$65,351.64	\$20,648.36		Complete	
Various	Bolton - Stormwater project - Jordan St. Paving	Stormwater project	City of Bolton	\$12,000.00	\$2,625.84	\$2,625.84	\$9,374.16		Incomplete	
C-10-0094A	Cobb's Way Entrance Reconstruction	Entrance Reconstruction	Anderson County	\$130,000.00	\$127,373.98	\$128,658.98	\$1,341.02		Complete	
AN-10-1682	East Whitner Streetscape - City of Anderson	Streetscape	City of Anderson	\$43,624.00	\$43,624.00	\$43,624.00	\$0.00		Complete	
C-15-0120	Airline Road Bridge Staba	Bridge Repairs	Anderson County	\$100,000.00	\$50,000.00	\$100,000.00	\$0.00		Complete	
BN-18-1648	Hilwatha Drive		City of Bolton							
BN-18-1605	Smythe Street		City of Bolton							
BN-18-1655	Spring Drive		City of Bolton							
BN-18-1675	Stringer Street	Resurface	City of Bolton	\$198,175.00	\$13,800.00	\$13,800.00	\$184,375.00		Incomplete	
HP-10-1756	U St. & Wilkerson Blvd. resurface/sidewalks	Resurface/Sidewalks	City of Honea Path	\$250,000.00	\$211,293.02	\$238,793.02	\$11,206.98		Incomplete	
<b>TOTALS</b>				\$ 1,746,790	\$ 1,320,702	\$ 1,399,487	\$ 346,303			

**STATE ROAD PROJECTS**

Note: Actual Expenses can reflect multiple fiscal years.

ROAD ROUTE	PROJECT DESCRIPTION	WORK TYPE	RESPONSIBLE AGENCY	BUDGET	FISCAL YEAR		TO DATE		REMAINING BUDGET	
					EXPENDITURES	EXPENDITURES	EXPENDITURES	EXPENDITURES		
S-04-0509	Dixie Drive	Resurface	SCDOT	\$116,005.00	\$116,005.00	\$116,005.00	\$0.00		Incomplete	
S-04-0067	Sauer Farm Road	Resurface	SCDOT	\$335,385.00	\$335,385.00	\$335,385.00	\$0.00		Incomplete	
S-04-0120	Manley Drive	Resurface	SCDOT	\$142,000.00	\$142,000.00	\$142,000.00	\$0.00		Incomplete	
S-04-0514	Don Avenue	Resurface	SCDOT	\$200,717.00	\$200,717.00	\$200,717.00	\$0.00		Incomplete	
S-04-0510	Avondale Road	Resurface	SCDOT	\$35,436.00	\$55,436.00	\$55,436.00	\$0.00		Incomplete	
S-04-0052-74	Powdersville Main & 3 Bridges Rd. Inter. Imp.	Intersection Improvement	Anderson County	\$50,000.00	\$38,095.84	\$38,095.84	\$11,904.16		Complete	
S-04-0038	Barnes Station Road	Resurface	SCDOT	\$645,444.00	\$645,444.00	\$645,444.00	\$0.00		Incomplete	
S-04-0582	Central Avenue	Resurface	SCDOT	\$236,852.00	\$236,852.00	\$236,852.00	\$0.00		Incomplete	
S-04-0380	Bovoe Avenue	Resurface	SCDOT	\$27,000.00	\$27,000.00	\$27,000.00	\$0.00		Incomplete	
I-85	T. Ed Garrison Interchange - Dedication sign	Dedication Sign	SCDOT	\$500.00	\$500.00	\$500.00	\$0.00		Complete	
S-04-0034	Whitehall Road Extension	Resurface	SCDOT	\$446,000.00	\$446,000.00	\$446,000.00	\$0.00		Incomplete	
Hwy 187 & 24	Fortman Shoals Intersection - Dedication sign	Dedication Sign	SCDOT	\$500.00	\$500.00	\$500.00	\$0.00		Complete	
S-04-0054	Dedication sign - Dr. Martin Luther King Jr.	Dedication Sign	SCDOT	\$500.00	\$500.00	\$500.00	\$0.00		Complete	
<b>TOTALS</b>				\$ 2,256,339	\$ 2,244,435	\$ 2,244,435	\$ 11,904			

**STATE ROAD MATCH PROJECTS**

Note: Actual Expenses can reflect multiple fiscal years.

ROAD ROUTE	PROJECT DESCRIPTION	WORK TYPE	RESPONSIBLE AGENCY	BUDGET	FISCAL YEAR		TO DATE		REMAINING BUDGET
					EXPENDITURES	EXPENDITURES	EXPENDITURES	EXPENDITURES	
TOTALS									
				\$	-	\$	-	\$	-

EXPENDITURES FOR STATE ROAD PROJECTS AND MATCH PROJECTS IN EXCESS OF MATCH AMOUNT (AS A PERCENT OF TOTAL INCOME) =

68.2%

CTC CHAIRMAN:

*Ronald P. Townsend*  
 DATE: 9/19/14

PREPARED BY:

Paul Gunnig

**BEAUFORT COUNTY ANNUAL C FUND REPORT**  
**JULY 1, 2013- JUNE 30, 2014**

10/1/2014

**INCOME AND EXPENSES**

Balance of Funds as of July 1, 2013		\$1,358,760
Income:		
Funds Received for Period July 1, 2013 through June 30, 2014	\$1,933,030	
Interest Earned for Period July 1, 2013 through June 30, 2014	\$4,879	
Total Income		<u>\$1,937,909</u>
Expenses:		
Administrative Expenses	\$512	
Local Paving Project Expenditures	\$846,756	
State Road Project Expenditures	\$750	
Total Expenditures		<u>\$848,018</u>
Balance of Funds as of June 30, 2014		<u>\$2,448,651</u>

**FUNDING COMMITMENTS**

Local Paving Projects	\$1,353,257	
State Road Projects	\$0	
Total Committed Funds		<u>\$1,353,257</u>
Total Uncommitted Funds Available for New Projects		<u>\$1,095,394</u>



**BEAUFORT COUNTY ANNUAL C FUND REPORT**  
**JULY 1, 2013 - JUNE 30, 2014**

10/1/2014

**LOCAL PAVING PROJECTS**

<b>LOCAL ROUTE</b>	<b>PROJECT DESCRIPTION</b>	<b>WORK TYPE</b>	<b>RESPONSIBLE AGENCY</b>	<b>BUDGET</b>	<b>TOTAL EXPENDITURES</b>	<b>CURRENT FY EXPENDITURES</b>	<b>REMAINING BUDGET</b>
	<b>Contract 45</b> Salt Creek West, Ferguson Ln, LH Nelson Rd River Oaks, Gumwood Dr	<b>Paving/Drainage</b>	<b>County</b>	<b>\$638,685</b>	<b>\$638,685</b>	<b>\$125,748</b>	<b>\$0</b>
	<b>Contract 46</b> Halifax Dr, Coleman Rd, Queens Rd, CeeCee Rd	<b>Paving/Drainage</b>	<b>County</b>	<b>\$1,181,774</b>	<b>\$989,080</b>	<b>\$721,008</b>	<b>\$192,694</b>
	<b>Contract 48</b> Wimbee Landing Rd, Huspah Dr	<b>Paving/Drainage</b>	<b>County</b>	<b>\$1,160,563</b>	<b>\$0</b>	<b>\$0</b>	<b>\$1,160,563</b>
	<b>Total Local Paving Projects</b>			<b>\$2,981,022</b>	<b>\$1,627,765</b>	<b>\$846,756</b>	<b>\$1,353,257</b>

EXPENDITURES FOR LOCAL PAVING PROJECTS AS PERCENT OF TOTAL INCOME= 43.7%

**BEAUFORT COUNTY ANNUAL C FUND REPORT**  
**JULY 1, 2013 - JUNE 30, 2014**

10/1/2014

**STATE ROAD PROJECTS**

<b>ROAD-ROUTE</b>	<b>PROJECT DESCRIPTION</b>	<b>WORK TYPE</b>	<b>RESPONSIBLE AGENCY</b>	<b>BUDGET</b>	<b>TOTAL EXPENDITURES</b>	<b>CURRENT FY EXPENDITURES</b>	<b>REMAINING BUDGET</b>
US 17/US 21 S-7-21	General Assembly Resolution for Ace Basin Signage on US 17/US 21/Old Sheldon Church Rd	Signage	SCDOT	\$250	\$250	\$250	\$0
S-7-79	General Assembly Resolution for Dedication Sign to Charles Simmons on Spanish Wells Rd Bridge	Signage	SCDOT	\$500	\$500	\$500	\$0
TOTALS				\$750	\$750	\$750	\$0

EXPENDITURES FOR STATE ROAD PROJECTS AS PERCENT OF TOTAL INCOME = .038%

CTC Chairman: Irvin Campbell  
 Irvin Campbell  
 Date: 9/30/14

**BERKELEY COUNTY ANNUAL C-FUND REPORT**  
**JULY 1, 2013 – JUNE 30, 2014**

**INCOME & EXPENSES**

Balance of Funds as of July 1, 2013		\$6,901,063.20
Income:		
Gas Tax Funds Accrued for Period July 1, 2013 through June 30, 2014	\$ 2,483,642.78	
Interest Earned for Period July 1, 2013 through June 30, 2014	\$ 1,574.64	
Other Funds Received for Period July 1, 2013 through June 30, 2014	\$ 491,193.68	
a. C-Fund 12D003; \$389,757.93		
b. Sangaree Tax District; \$25,000.00		
c. Closed Local Projects; \$76,435.75		
Total Income		\$ 2,976,411.10
Expenses:		
Administrative Expenses	\$ 32.36	
Per Diem Expenses	\$ 0.00	
Local Paving Expenditures	\$ 629,186.65	
State Road Project Expenditures	\$ 0.00	
Total Expenditures		\$ 629,219.01
Balance of Funds as of June 30, 2014		\$ 9,248,255.29

**FUNDING COMMITMENTS**

Local Paving Projects (balance)	\$ 3,504,757.30	
State Road Projects (balance)	\$ 3,090,702.00	
Total Committed Funds (balance)		\$ 6,595,459.30
Total Uncommitted Funds Available for New Projects		\$ 2,652,795.99
Uncommitted Funds as a Percentage of Total Income* is 109.5%		

LOCAL PAVING PROJECTS							
ROAD/ ROUTE	PROJECT DESCRIPTION	WORK TYPE	RESPONSIBLE AGENCY	BUDGET	TOTAL EXPENDITURES	FY 13/14 EXPENDITURES	REMAINING BUDGET
	04 B 005 Cyrus Lane	Right of way acquisition	Berkeley County	15,000.00	0.00	0.00	15,000.00
	04 B 008 Irby Drive	Right of way acquisition	Berkeley County	15,000.00	0.00	0.00	15,000.00
	04 B 010 Joy Drive	Right of way acquisition	Berkeley County	15,000.00	1,252.67	0.00	13,747.33
	04 B 013 Holiday Drive	Repair & resurfacing	Berkeley County	327,200.00	0.00	0.00	327,200.00
	09 B 001 Hamlet Circle	Repair & resurfacing	Berkeley County	88,100.00	185,390.32	120,284.28	(97,290.32)
	09 B 006 Sangaree Parkway Sidewalk	Sidewalks & related improvements	Berkeley County	9,675.00	0.00	0.00	9,675.00
	09 B 007 Tomaka Drive Sidewalk	Sidewalks & related improvements	Berkeley County	3,950.00	42,945.30	5,803.70	(445.30)
	09 B 008 Longstreet Street Sidewalk	Sidewalks & related improvements	Berkeley County	19,250.00	These projects were combined with 09 B 007 in a single design contract. Expenditures and balance are reported in combination with 09 B 007.		
	09 B 009 Beauregard Road Sidewalk	Sidewalks & related improvements	Berkeley County	19,300.00			
	09 B 012 Gainesborough Drive	Road widening & related improvements	Berkeley County	850,000.00	4,183.15	3,247.28	845,816.85
	10 M 001 Moncks Corner Recreation Complex Road	Road construction	Town of Moncks Corner	325,000.00	162,500.00	162,500.00	162,500.00
	10 B 002 Trinity Church Road	Engineering & bid documents for paving & related improvements	Berkeley County	118,600.00	129,756.92	2,026.53	(11,156.92)
	10 B 003 Trinity Church Road	Paving & related improvements	Berkeley County	670,000.00	160,211.43	157,643.33	509,788.57
	10 H 004 Tanner Plantation Trail	Multipurpose trail	City of Hanahan	66,400.00	0.00	0.00	66,400.00
	10 G 008 Plantation North Trail – Phase 2	Multipurpose trail	City of Goose Creek	17,897.99	17,897.99	17,897.99	0.00

LOCAL PAVING PROJECTS							
ROAD/ ROUTE	PROJECT DESCRIPTION	WORK TYPE	RESPONSIBLE AGENCY	BUDGET	TOTAL EXPENDITURES	FY 13/14 EXPENDITURES	REMAINING BUDGET
	11 B 004 Hamlet Circle	Repair & resurfacing	Berkeley County	125,000.00	129,774.56	81,460.83	(4,774.56)
	11 B 006 County Road Resurfacing - 2011	Repair & resurfacing	Berkeley County	534,600.00	43,091.26	43,091.26	491,508.74
	12 B 001 Gainesborough Drive Design Revision	Engineering & bid documents for widening & related improvements	Berkeley County	50,000.00	38,212.09	35,231.45	11,787.91
	14 B 001 2014 Local Street Resurfacing	Repair & resurfacing	Berkeley County	1,150,000.00	0.00	0.00	1,150,000.00
						629,186.65	3,504,757.30

TOTAL EXPENDITURES FOR LOCAL PAVING PROJECTS: \$517,135.36

TOTAL EXPENDITURES FOR LOCAL PAVING PROJECTS AS PERCENT OF TOTAL INCOME\*: 26.0%

STATE ROAD PROJECTS							
ROAD/ROUTE	PROJECT DESCRIPTION	WORK TYPE	RESPONSIBLE AGENCY	BUDGET	TOTAL EXPENDITURES	FY 13/14 EXPENDITURES	REMAINING BUDGET
S-126	10 D 006 Mendel Rivers Road	Repair & resurfacing	SCDOT	568,000.00	0.00	0.00	568,000.00
S-708	11 D 003 Viper Road	Repair & resurfacing	SCDOT	82,500.00	0.00	0.00	82,500.00
	12 D 003 2013 Federal Resurfacing Match Program	Repair & resurfacing	SCDOT	2,878,900.00	2,878,873.00	0.00	27.00
	14 D 002 2014 SCDOT Resurfacing	Repair & resurfacing	SCDOT	2,390,000.00	0.00	0.00	2,390,000.00
US 17-A	14 D 003 US 17-A Traffic Signal Improvements	Traffic Signal	SCDOT	50,175.00	0.00	0.00	50,175.00
						0.00	3,090,702.00

STATE ROAD MATCH PROJECTS								
ROAD/ROUTE	PROJECT DESCRIPTION	WORK TYPE	RESPONSIBLE AGENCY	CTC PROGRAM MATCH FUNDS COMMITTED	EXPENDITURES	CURRENT FISCAL YEAR EXPENDITURES	REMAINING BUDGET	CURRENT FISCAL YEAR EXPENDITURES IN EXCESS OF MATCH AMOUNT **
				0.00	0.00	0.00	0.00	0.00

**EXPENDITURES FOR STATE ROAD PROJECTS AND MATCH PROJECTS IN EXCESS OF MATCH AMOUNT AS PERCENT OF TOTAL INCOME\* = 0.0%**

\* For purposes of this report, "total income" is the County's "apportionment" as described in SC Code Section 12-28-2740. (\$2,421,900 for FY 2013/2014)  
 \*\* For match programs only CTC expenditures in excess of match amounts may be applied towards meeting the 25% requirement for expenditure on the State highway system.

CTC Chairman: 

Date: 11/24/2014


CHARLESTON COUNTY ANNUAL C FUND REPORT  
JULY 2013 - JUNE 2014

**INCOME AND EXPENSES**

Balance of Funds as of July 1, 2013	_____	\$	<u>7,954,631</u>
		\$	7,954,631
<b>Income:</b>			
Funds Received for Period July 1, 2013 through June 30, 2014	\$	4,251,014	
Interest Earned for Period July 1, 2013 through June 30, 2014	\$	11,758	
Total Income	_____	\$	4,262,772
<b>Expenses:</b>			
Administrative Expenses	\$	2,000	
Local Road Project Expenditures	\$	1,201,880	
State Road Project Expenditures	\$	2,085,853	
Total Expenditures		\$	<u>3,289,733</u>
Balance of Funds as of June 30, 2014	_____	\$	8,927,670

**FUNDING COMMITMENTS**

Local Road Projects	\$	3,617,339
State Road Projects	\$	4,844,993
Total Committed Funds	\$	<u>8,462,332</u>
Total Uncommitted Funds Available for New Projects	\$	465,338
Uncommitted Funds as Percent of Total Income =	10.9%	

CTC Chairman 

Date: 9/30/14

**LOCAL PAVING PROJECTS**

LOCAL ROUTE	Org Key	PROJECT DESCRIPTION	WORK TYPE	RESPONSIBLE AGENCY	BUDGET	TOTAL EXPENDITURES	Current Fiscal Year Expenditures	REMAINING BUDGET	Current Fiscal Year Expenditures in excess
	W42006709	Alston Avenue	Paving	Charleston County	\$ 66,000	\$ 21,962	\$ -	\$ 44,038	\$ -
	W42046403	Ashley Hall Plantation Rd Bridge		Charleston County	\$ 100,000	\$ 1,747	\$ 1,747	\$ 98,253	\$ -
	W42046204	Botany Bay Road Paving	Paving	Charleston County	\$ 170,000	\$ 145,488	\$ 113,204	\$ 24,512	\$ -
	W42046901	Byrnes Down Sidewalk	Sidewalks	Charleston County	\$ 65,455	\$ 65,455	\$ -	\$ -	\$ -
	W42046102	Dunes West Blvd		Charleston County	\$ 100,000	\$ 100,000	\$ 100,000	\$ -	\$ -
	W42046405	Jerdone Street Sidewalk Connection		Charleston County	\$ 35,000	\$ 26,241	\$ 26,241	\$ 8,759	\$ -
	W42006510	Lincolnton Misc	Road Materials	Charleston County	\$ 180,000	\$ 83,731	\$ 5,380	\$ 96,269	\$ -
	W42046302	Melrose Traffic Study 13		Charleston County	\$ 75,000	\$ 6,775	\$ 4,040	\$ 68,225	\$ -
	W42046304	Maxville Rd Extension		Charleston County	\$ 50,000	\$ 29,041	\$ 12,306	\$ 20,959	\$ -
	W42046402	Maxville Rd Extension		Charleston County	\$ 100,000	\$ 32,400	\$ 32,400	\$ 67,600	\$ -
	W42046303	Northwoods Blvd Right Turn		Charleston County	\$ 100,000	\$ 38,658	\$ 29,602	\$ 61,342	\$ -
	W42046401	Northwoods Blvd Right Turn		Charleston County	\$ 200,000	\$ -	\$ -	\$ 200,000	\$ -
	W42046201	Palmetto Fort Subdivision		Charleston County	\$ 100,000	\$ 375	\$ -	\$ 99,625	\$ -
	W42006511	Pavement Management	Software	Charleston County	\$ 75,000	\$ 54,916	\$ -	\$ 20,084	\$ -
	W42046101	Peaceful Way		Charleston County	\$ 41,300	\$ 29,258	\$ -	\$ 12,042	\$ -
	W42046001	Proj Req Evals		Charleston County	\$ 20,000	\$ 12,500	\$ 2,500	\$ 7,500	\$ -
(100% local, 0% St)	W42047907	Resurfacing FY09	Resurfacing	Charleston County	\$ 2,874,014	\$ 2,873,243	\$ 194	\$ 771	\$ -
(100% local, 0% St)	W42047008	Resurfacing FY10	Resurfacing	Charleston County	\$ 1,578,573	\$ 1,515,079	\$ 186	\$ 63,494	\$ -
(44% local, 56% St)	W42040001	Resurfacing	Resurfacing	Charleston County	\$ 5,837,171	\$ 3,467,255	\$ 809,582	\$ 2,369,917	\$ -
(100% local, 0% St)	W42047901	Road Rating Pavement		Charleston County	\$ 92,794	\$ 91,324	\$ -	\$ 1,470	\$ -
	W42047902	S Rhett Connection	Roadway Construction	Charleston County	\$ 480,000	\$ 407,015	\$ -	\$ 72,985	\$ -
	W42046904	Seawater Drive and Elias Lane	Paving	Charleston County	\$ 450,698	\$ 450,698	\$ -	\$ 0	\$ -
	W42046004	Specification Book	Spec book	Charleston County	\$ 35,000	\$ 2,189	\$ -	\$ 32,811	\$ -
	W42046301	Tort Liability Insurance		Charleston County	\$ 10,000	\$ 4,416	\$ 2,208	\$ 5,584	\$ -
	W42046202	Trexlor Ave		Charleston County	\$ 175,000	\$ 99,809	\$ 44,374	\$ 75,191	\$ -
	W42006305	West Boundary	Paving	Charleston County	\$ 218,101	\$ 209,572	\$ 296	\$ 8,529	\$ -
	W42008712	West Dolphin	Drainage	Charleston County	\$ 150,000	\$ -	\$ -	\$ 150,000	\$ -
	W42046404	West Mason Street Rock Broad		Charleston County	\$ 25,000	\$ 17,622	\$ 17,622	\$ 7,378	\$ -
	TOTALS				\$ 13,404,106	\$ 9,786,767	\$ 1,201,880	\$ 3,617,339	\$ -

EXPENDITURES FOR LOCAL ROAD PROJECTS AS PERCENT OF TOTAL INCOME = 28.2%



**STATE ROAD PROJECTS**

ROAD ROUTE	Org Key	PROJECT DESCRIPTION	WORK TYPE	RESPONSIBLE AGENCY	BUDGET	TOTAL EXPENDITURES	Current Fiscal Year Expenditures	REMAINING BUDGET	Current Fiscal Year Expenditures in excess
	W42047405	45th to 52nd Avenue Drainage		Charleston County	\$ 100,000.00	\$ -	\$ -	\$ 100,000	\$ -
1526 Ramp	W42047906	526 EB Connector/International	Intersection Improvement	Charleston County	\$ 83,654	\$ 83,654	\$ -	\$ -	\$ -
S-54	W42047306	Angel Oak School Drain		Charleston County	\$ 120,000	\$ 120,000	\$ 95,719	\$ (0)	\$ -
	W42047402	Angel Oak Elementary Drainage		Charleston County	\$ 35,000	\$ 24,071	\$ 24,071	\$ 10,929	\$ -
S-1656	W42047305	Arlington Dr Sidewalk		Charleston County	\$ 200,000	\$ 28,808	\$ 8,768	\$ 171,192	\$ -
S-1210	W42007608	Ashley Hall Road	Sidewalk	Charleston County	\$ 38,731	\$ 38,731	\$ -	\$ -	\$ -
S-659	W42047007	Cherry St Improvements	Roadway Construction	Charleston County	\$ 77,765	\$ 52,530	\$ 4,093	\$ 25,235	\$ -
S-659	W42047103	Cherry St Improvements	Roadway Construction	Charleston County	\$ 70,000	\$ -	\$ -	\$ 70,000	\$ -
S-659	W42047202	Cherry St Improvements	Roadway Construction	Charleston County	\$ 100,000	\$ 152	\$ -	\$ 99,848	\$ -
S-2028	W42047004	Cross Cty at Dorchester	Intersection Improvement	Charleston County	\$ 239,168	\$ 239,168	\$ -	\$ -	\$ -
S-728	W42047005	Dogwood Rd Sidewalk	Sidewalks	Charleston County	\$ 185,000	\$ 185,000	\$ 149,572	\$ 0	\$ -
S-728	W42047101	Dogwood Rd Sidewalk	Sidewalks	Charleston County	\$ 300,000	\$ 151,561	\$ 150,240	\$ 148,439	\$ -
Various	W42047904	FY09 Projects	Signs	Charleston County	\$ 4,500	\$ 4,500	\$ -	\$ -	\$ -
S-653	W42047006	Fishburne St	Sidewalks	Charleston County	\$ 52,150	\$ 52,150	\$ -	\$ -	\$ -
S-95	W42007009	Grimball Road Sidewalk II	Sidewalk	Charleston County	\$ 110,000	\$ 110,000	\$ -	\$ -	\$ -
S-94	W42007613	Grimball Road Sidewalk II 06	Sidewalk	Charleston County	\$ 413,958	\$ 413,958	\$ -	\$ 0	\$ -
S-94	W42047905	Grimball Road Sidewalk Phase II	Sidewalk	Charleston County	\$ 200,000	\$ 200,000	\$ -	\$ -	\$ -
SC 162	W42047308	Hwy 162 Hollywood Sidewalk		Charleston County	\$ 28,656	\$ 28,656	\$ -	\$ 0	\$ -
1526 Ramp	W42047011	I-526/International turn	Intersection Improvement	Charleston County	\$ 164,982	\$ 164,982	\$ 141,681	\$ 0	\$ -
1526 Ramp	W42047102	I526 West Turn Lane	Intersection Improvement	Charleston County	\$ 280,000	\$ 257,135	\$ 250,912	\$ 22,866	\$ -
	W42047407	Lauda Dr at Mathis Ferry Study		Charleston County	\$ 5,000	\$ 4,000	\$ 4,000	\$ 1,000	\$ -
S-881	W42047109	Lincoln Ave Sidewalk	Sidewalk	Charleston County	\$ 80,000	\$ 790	\$ -	\$ 79,210	\$ -
	W42047406	Long Pt Rd Wando Park Blvd		Charleston County	\$ 95,000	\$ 62,988	\$ 62,988	\$ 32,012	\$ -
S-56	W42047104	Mathis Ferry Bike Path	Bike Path	Charleston County	\$ 120,000	\$ 58,924	\$ 49,840	\$ 61,076	\$ -
S-599	W42007808	Middle Street Drainage	Drainage	Charleston County	\$ 50,000	\$ 24,603	\$ -	\$ 25,397	\$ -
Various	W42047110	Museum Signs		Charleston County	\$ 7,000	\$ -	\$ -	\$ 7,000	\$ -
SC 7	W42047205	Northbridge Park Path		Charleston County	\$ 50,000	\$ -	\$ -	\$ 50,000	\$ -
S-542 and US 52	W42047304	Otranto Rivers Sidewalk		Charleston County	\$ 59,528	\$ 59,528	\$ 45,157	\$ (0)	\$ -
S-9	W42047302	Pinckney St Boardwalk		Charleston County	\$ 100,000	\$ -	\$ -	\$ 100,000	\$ -
S-963/1595	W42046903	Red Sunset	Intersection	Charleston County	\$ 150,000	\$ 94,564	\$ 5,828	\$ 55,436	\$ -
(100% local, 0% St)	W42047907	Resurfacing FY09	Resurfacing	Charleston County	\$ 1,481,417	\$ 1,481,417	\$ -	\$ (0)	\$ -
(100% local, 0% St)	W42047008	Resurfacing FY10	Resurfacing	Charleston County	\$ 2,773,923	\$ 2,773,923	\$ -	\$ -	\$ -
(44% local, 56% St)	W42040001	Resurfacing	Resurfacing	Charleston County	\$ 8,755,478	\$ 5,739,219	\$ 1,030,376	\$ 3,016,258	\$ -
S-542 and US 52	W42047105	Rivers/Otranto Road	Intersection Improvement	Charleston County	\$ 175,000	\$ 175,000	\$ 27,693	\$ 0	\$ -
SC 41	W42047303	Rivertown DW Rt Turn		Charleston County	\$ 285,000	\$ -	\$ -	\$ 285,000	\$ -
SC41	W42047204	Rivertowne Parkway/Dunes W		Charleston County	\$ 100,000	\$ 56,876	\$ 18,417	\$ 43,124	\$ -
(100% local, 0% St)	W42047901	Road Rating Pavement	Engineering Analysis	Charleston County	\$ 107,206	\$ 107,206	\$ -	\$ -	\$ -
Various	W42047201	SCDOT Dedication Signs FY12		Charleston County	\$ 5,000	\$ 1,750	\$ 1,750	\$ 3,250	\$ -
Various	W42047301	SCDOT Dedication Signs FY13		Charleston County	\$ 5,000	\$ -	\$ -	\$ 5,000	\$ -
	W42047401	SCDOT Dedication Signs FY14		Charleston County	\$ 5,000	\$ -	\$ -	\$ 5,000	\$ -
S-599	W42047307	Sta 22.5 to Sta 23 Sidewalk		Charleston County	\$ 50,000	\$ 13,843	\$ 7,029	\$ 36,157	\$ -
	W42047403	Sta 22.5 to Sta 23 Sidewalk		Charleston County	\$ 50,000	\$ -	\$ -	\$ 50,000	\$ -
S-1168	W42047107	Savage Road Sidewalk	Sidewalk	Charleston County	\$ 80,000	\$ 80,000	\$ -	\$ -	\$ -
	W42047404	Savage Road Sidewalk		Charleston County	\$ 250,000	\$ 6,735	\$ 6,735	\$ 243,265	\$ -
US17	W42047003	US17 at Buckhorn	Intersection Improvement	Charleston County	\$ 141,927	\$ 141,927	\$ 53	\$ (0)	\$ -
US17/SC175	W42047010	US17N at SC174 Turn Lane	Turn lane	Charleston County	\$ 85,000	\$ 29,795	\$ -	\$ 55,205	\$ -
US17/SC174	W42047903	US17N at SC174 Turn Lane	Turn lane	Charleston County	\$ 154,350	\$ 111,256	\$ 476	\$ 43,094	\$ -
S-26	W42047012	Wappoo Road Sidewalk	Sidewalk	Charleston County	\$ 33,867	\$ 33,867	\$ 455	\$ -	\$ -
S-26	W42047203	Wappoo Road Sidewalk - Drainage	Sidewalk	Charleston County	\$ 3,711	\$ 3,711	\$ -	\$ -	\$ -
TOTALS					\$ 18,061,972	\$ 13,216,978	\$ 2,065,853	\$ 4,844,993	\$ -

EXPENDITURES FOR STATE ROAD PROJECTS AS PERCENT OF TOTAL INCOME = 48.9%

CHEROKEE COUNTY CTC ANNUAL C FUND REPORT  
 JULY 1, 2013 - JUNE 30, 2014

**INCOME AND EXPENSES**

Balance of Funds as of July 1, 2013.....		\$ 1,226,647
Income:		
Funds Received for Period July 1, 2013 through June 30, 2014	\$ 1,208,648	
Interest Earned for Period July 1, 2013 through June 30, 2014	\$ -	
Total Income.....		<u>\$ 1,208,648</u>
Expenses:		
Administrative Expenses	\$ -	
Local Paving Project Expenditures	\$ 542,123	
State Road Project Expenditures	\$ 64,429	
State Road Match Expenditures	\$ 200,000	
Total Expenditures		<u>\$ 806,552</u>
Balance of Funds as of June 30, 2014.....		<u>\$ 1,628,743</u>
 <b><u>FUNDING COMMITMENTS</u></b>		
Local Paving Projects	\$ 970,709	
State Road Projects	\$ 62,898	
State Road Match Projects	\$ -	
Total Committed Funds		<u>\$ 1,033,607</u>
Total Uncommitted Funds Available for New Projects.....		<u>\$ 595,136</u>

**LOCAL PAVING PROJECTS**

LOCAL ROUTE	PROJECT DESCRIPTION	WORK TYPE	RESPONSIBLE AGENCY	BID #	BUDGET	TOTAL EXPENDITURES	CURRENT FISCAL YEAR EXPENDITURES	REMAINING BUDGET
2013		RESURFACE	COUNTY	2013-01	525,899	524,021	524,021	1,879
	GRAVEL	GRAVEL	COUNTY		16,698	16,698	16,698	-
	SIGNAGE	SIGNAGE	COUNTY					-
	EQUIP RENTAL	GRADING	COUNTY		\$ 1,404	\$ 1,404	\$ 1,404	-
	TOTALS				\$ 544,001	\$ 542,123	\$ 542,123	\$ 1,879

EXPENDITURES FOR LOCAL PAVING PROJECTS AS PERCENT OF TOTAL INCOME = **44.9%**

**STATE ROAD PROJECTS**

ROAD - ROUTE	PROJECT DESCRIPTION	WORK TYPE	RESPONSIBLE AGENCY	BUDGET	EXPENDITURES	CURRENT FISCAL YEAR EXPENDITURES	REMAINING BUDGET
2013		RESURFACE	COUNTY	2013-01	66,625	64,429	2,196
	MARKINGS AND PAINTING	MARKINGS	COUNTY				-
	TESTING	TESTING	COUNTY				-
	TOTALS				\$ 66,625	\$ 64,429	\$ 2,196

**STATE ROAD MATCH PROJECTS**

ROAD - ROUTE	PROJECT DESCRIPTION	WORK TYPE	RESPONSIBLE AGENCY	CTC PROGRAM MATCH FUNDS COMMITTED	EXPENDITURES**	CURRENT FISCAL YEAR EXPENDITURES	REMAINING BUDGET
		RESURFACE	SCDOT	\$ 200,000	\$ 200,000	\$ 200,000	-
	TOTALS			\$ 200,000	\$ 200,000	\$ 200,000	-

EXPENDITURES FOR STATE ROAD PROJECTS AND MATCH PROJECTS IN EXCESS OF MATCH AMOUNT AS PERCENT OF TOTAL INCOME = **21.9%**

\* Note: For match programs only CTC expenditures in excess of match amounts may be applied towards meeting the 25% requirement for expenditure on the state highway system

\*\* Funds sent to SCDOT for up-front of 25% of estimated cost.

**FUNDING COMMITMENTS**

**LOCAL PAVING PROJECTS**

LOCAL ROUTE	PROJECT DESCRIPTION	WORK TYPE	RESPONSIBLE AGENCY			BUDGET	TOTAL EXPENDITURES	CURRENT FISCAL YEAR EXPENDITURES	REMAINING BUDGET
2014		RESURFACE	COUNTY		2014-32	969,334			969,334
	GRAVEL	GRAVEL	COUNTY			1,375			1,375
									-
									-
									-
						\$ 970,709	\$ -	\$ -	\$ 970,709

**STATE ROAD PROJECTS**


ROAD - ROUTE	PROJECT DESCRIPTION	WORK TYPE	RESPONSIBLE AGENCY			BUDGET	EXPENDITURES	CURRENT FISCAL YEAR EXPENDITURES	REMAINING BUDGET
2014/2015		RESURFACE	COUNTY		2014-32	62,898			62,898
		MRKG/PAINTING	COUNTY						
TOTALS						\$ 62,898	\$ -	\$ -	\$ 62,898

CTC Chairman:



TIM SPENCER

Date:



**CHESTER COUNTY CTC ANNUAL C FUND REPORT**  
**JULY 1, 2013 - JUNE 30, 2014**

**INCOME AND EXPENSES**

Balance of Funds as of July 1, 2013 .....		\$ 808,266
Income:		
Funds Received for Period July 1, 2013 through June 30, 2014	\$ 1,029,912	
Interest Earned for Period July 1, 2013 through June 30, 2014	<u>\$ 776</u>	
Total Income .....		<u>\$ 1,030,687</u>
Expenses:		
Administrative Expenses	\$ 50	
Local Paving Project Expenditures	\$ 535,467	
State Road Project Expenditures	<u>\$ 480,500</u>	
Total Expenditures		<u>\$ 1,016,017</u>
Balance of Funds as of June 30, 2014 .....		<u>\$ 822,937</u>

**FUNDING COMMITMENTS**

Local Paving Projects	\$ 13,913	
State Road Projects	<u>\$ -</u>	
Total Committed Funds		<u>\$ 13,913</u>
Total Uncommitted Funds Available for New Projects .....		<u>\$ 809,023</u>

**LOCAL PAVING PROJECTS**

LOCAL ROUTE	PROJECT DESCRIPTION	WORK TYPE	RESPONSIBLE AGENCY	BUDGET	TOTAL EXPENDITURES	CURRENT FISCAL YEAR EXPENDITURES	REMAINING BUDGET
Various	Miscellaneous - Sign Material/Striping/Asphalt Patching	Misc.	County	\$ 33,228	\$ 33,228	\$ 33,228	\$ -
Various	Road Improvement Program - Raxter Rd., Chrenshaw Pkwy.	Resurfacing	County	\$ 316,479	\$ 316,479	\$ 18,181	\$ (0)
Various	Road Design - Mennel Rd. - Dennis Corporation	Road Design	County	\$ 60,000	\$ 42,956	\$ 42,956	\$ 17,044
Various	2013 Chester CTC Consulting	Drainage	County	\$ 100,000	\$ 88,897	\$ 88,897	\$ 11,103
Various	Site Improvements to Cassels Rd.	Resurfacing	County	\$ 100,000	\$ 63,091	\$ 63,091	\$ 36,909
Various	2013 Road Improvement Program - Dennis Corporation	Resurfacing	County	\$ 100,000	\$ 97,571	\$ 86,194	\$ 2,429
Various	2014 Colonels Point Parkway Drainage - Dennis Corporation	Drainage	County	\$ 100,000	\$ 15,550	\$ 15,550	\$ 84,450
Various	2013 Chester Reclamation Project A - Martin Graves, Applossa Ridge, Crystal Creek, Doe Court, Buckhorn Court	Resurfacing	County	\$ 215,839	\$ 168,859	\$ 168,859	\$ 46,980
Various	2014 RIP Reclamation Package A - Dennis Corporation County roadway evaluation	Resurfacing	County	\$ 100,000	\$ 18,511	\$ 18,511	\$ 81,489
TOTALS				\$ 1,125,546	\$ 845,143	\$ 535,467	\$ 280,404

EXPENDITURES FOR LOCAL PAVING PROJECTS AS PERCENT OF TOTAL INCOME = 52.0%

**STATE ROAD PROJECTS**

ROAD - ROUTE	PROJECT DESCRIPTION	WORK TYPE	RESPONSIBLE AGENCY	BUDGET	EXPENDITURES	CURRENT FISCAL YEAR EXPENDITURES	REMAINING BUDGET
S-12-20	Dearborn St.	Resurfacing	SCDOT	\$ 480,000	\$ 480,000	\$ 480,000	\$ -
	"Paul G. Campbell, Sr" Sign	Signage	SCDOT	\$ 500	\$ 500	\$ 500	\$ -
TOTALS				\$ 480,500	\$ 480,500	\$ 480,500	\$ -

EXPENDITURES FOR STATE ROAD PROJECTS AS PERCENT OF TOTAL INCOME = 46.62%

CTC Chairman: *A. Calise Reed*  
 (Signature)

Date: 9/26/14

**CLARENDON COUNTY ANNUAL C PROGRAM REPORT  
JULY 2013 - JUNE 2014**

**INCOME AND EXPENSES:**

Balance of Funds as of July 1, 2013		\$984,157
<b>Income:</b>		
Funds Received for Period July 1, 2013 through June 30, 2014	1,096,354	
Interest Earned for Period July 1, 2013 through June 30, 2014	869	
<b>Total Income:</b>		1,097,223
<b>Expenses:</b>		
Administrative Expenses	\$0	
Local Paving Projects	1,157,740	
State Road Projects	258,554	
State Road Match	0	
<b>Total Expenses:</b>		1,416,294
<b>Balance of Funds as of June 30, 2014</b>		\$665,086

**FUNDING COMMITMENTS:**

Local Paving Projects	70,657	
State Road Projects	0	
State Road Match	0	
<b>Total Committed Funds</b>		\$70,657
<b>Total Uncommitted Funds Available for New Projects</b>		\$594,428
Uncommitted Funds as a Percentage of Total Income		54.2%
Local Expenditures as a Percentage of Total Income		105.5%
State Road Project Expenditures as a Percentage of Total Income		23.6%



**Clarendon County C-Program Statement**

Project Description	Local Route	Work type	Responsible Agency	Total Budget	Total Expenditures	Current Yr Expenditures	Remaining Budget	Completed Variance	Status*
<b>Local Paving Projects</b>									
Materials for road maintenance (reconstituted asphalt)	N/A	Materials	County	525,000	526,736	306,501		(1,736)	C
Road Signage Reimbursement	N/A	Materials	County	25,000	20,969	5,422	4,031	n/a	O
Pompey Town Rd	N/A	Improvement	County	258,165	258,165	247,453			C
William Gibbons Rd	N/A	Improvement	County	120,265	123,000	117,243	(2,735)	(2,735)	C
J.W. Carter Rd. (widening)	N/A	Improvement	County	28,411	34,364	33,476	(5,953)	(5,953)	C
Hector Walker Rd	N/A	Improvement	County	170,458	169,945	164,233	513	513	C
Rimini Group	N/A	Improvement	County	156,300	156,248	150,836	52	52	C
J.W. Carter Rd. (N)	N/A	Improvement	County	95,178	97,870	92,757	(2,692)	(2,692)	C
DSS Bldg - Parking	N/A	Improvement	County	40,000	39,100	34,600	900	900	C
Brogdon Rd	N/A	Improvement	County	19,868	6,741	1,235	13,126	n/a	O
Clubhouse Group	N/A	Improvement	County	48,732	17,044	3,103	31,689	n/a	O
Farmstead Group	N/A	Improvement	County	0	0	0	0	n/a	O
Wallace Rd	N/A	Improvement	County	24,204	4,978	883	19,226	n/a	O
Resurface portion Joe Rogers Blvd	N/A	Improvement	County	12,500	0	0	12,500	n/a	O
Administrative expenses	N/A	Admin.	County	2,000	0	0	0	n/a	O
<b>Totals</b>				<b>1,526,080</b>	<b>1,455,159</b>	<b>1,157,741</b>	<b>70,657</b>	<b>(11,651)</b>	
<b>State Road Projects</b>									
Replace Crossline Pipe Under US-301		Improvement	SCDOT	180,000	180,000	180,000			O
Resurface Jonny Scott Dr & Parking Area	S-686	Resf & patch	SCDOT	80,273	77,220	77,220			O
Resurface N. Cauty St	S-29	Resf & patch	SCDOT	77,078	0	0			O
February, 2014 Snow Removal Assistance	County	Emergency	County	334	334	334			O
Dedication signage	N/A	Materials	SCDOT	1,000	1,000	1,000			O
<b>Totals</b>				<b>338,685</b>	<b>258,554</b>	<b>258,554</b>			

**State Road Match Projects**

None

**TOTAL COMMITTED FUNDS**

70,657

\* C - Project completed

O - Open

By:   
 Dwight L. Stewart, Jr., Chairman  
 Clarendon County Transportation Committee

9/16/14  
 (Date)

**COLLETON COUNTY CTC ANNUAL C FUND REPORT**  
**JULY 1, 2013 - JUNE 30, 2014**

**INCOME AND EXPENSES**

Balance of Funds as of July 1, 2013 .....		\$ 4,979,902
Income:		
Funds Received for Period July 1, 2013 through June 30, 2014	\$ 1,710,438	
Interest Earned for Period July 1, 2013 through June 30, 2014	\$ 27,848	
Total Income .....		\$ 1,738,287
Expenses:		
Administrative Expenses	\$ -	
Local Paving Project Expenditures	\$ 1,568,982	
State Road Project Expenditures	\$ 500	
Total Expenditures		\$ 1,569,482
Balance of Funds as of June 30, 2014 .....		\$ 5,148,707

**FUNDING COMMITMENTS**

Local Paving Projects	\$ 3,027,719	
State Road Projects	\$ 100,000	
Total Committed Funds		\$ 3,127,719
Total Uncommitted Funds Available for New Projects .....		\$ 2,020,988

**LOCAL PAVING PROJECTS**

LOCAL ROUTE	PROJECT DESCRIPTION	WORK TYPE	RESPONSIBLE AGENCY	BUDGET	TOTAL EXPENDITURES	CURRENT FISCAL YEAR EXPENDITURES	REMAINING BUDGET
15.007 -	Dirt Road Paving (Completed 6/23/14)	Dirt Road Paving	County	\$ 1,789,911	\$ 1,847,127	\$ 1,043,861	\$ (57,216)
15.008 -	Dirt Road Paving	Dirt Road Paving	County	\$ 2,565,000	\$ 264,533	\$ 244,178	\$ 2,300,467
15.009 -	Transportation Plan	Planning	County	\$ 50,000	\$ 33,273	\$ 33,273	\$ 16,727
15.010 -	Public Works Materials	Materials	County	\$ 140,000	\$ 47,007	\$ 47,007	\$ 92,993
15.011 -	Bama Road Drainage Project	Drainage	County	\$ 100,000	\$ 7,464	\$ 7,464	\$ 92,536
15.012 -	Lucas Street Storm Drain Rehab.	Drainage	City of Walterboro	\$ 52,000	\$ -	\$ -	\$ 52,000
15.013 -	Dirt Road Rocking	Dirt Road Rocking	County	\$ 390,141	\$ 4,147	\$ 4,147	\$ 385,994
15.014 -	Bikeway & Pedestrian Plan	Planning	County	\$ 15,000	\$ -	\$ -	\$ 15,000
CTC-03 -	Reconstruction Industrial Area (Completed 4/24/14)	Reconstruction	County	\$ 500,000	\$ 470,781	\$ 189,051	\$ 29,219
I-95 Loop Project		Resurfacing	City of Walterboro	\$ 100,000	\$ -	\$ -	\$ 100,000
TOTALS				\$ 5,602,052	\$ 2,674,333	\$ 1,568,982	\$ 3,027,719

EXPENDITURES FOR LOCAL PAVING PROJECTS AS PERCENT OF TOTAL INCOME = 105%

**STATE ROAD PROJECTS**

ROAD - ROUTE	PROJECT DESCRIPTION	WORK TYPE	RESPONSIBLE AGENCY	BUDGET	TOTAL EXPENDITURES	CURRENT FISCAL YEAR EXPENDITURES	REMAINING BUDGET
15C0041576 -	Sidewalk Phase V - Palmetto Blvd.	Enhancement	SCDOT	\$ 322,360	\$ 322,360	\$ -	\$ -
15C0042067 -	Forest Hills & Silver Hills Resurfacing	Resurfacing	SCDOT	\$ 930,174	\$ 930,174	\$ -	\$ -
15CP027541 -	Edisto Beach Drainage & Road Improvements	Drainage	SCDOT	\$ 250,000	\$ 250,000	\$ -	\$ -
15CP027542 -	Jacksonboro Road Resurfacing	Resurfacing	SCDOT	\$ 340,000	\$ 340,000	\$ -	\$ -
I-95 Loop -	Jefferies Hwy. Resurfacing	Resurfacing	City of Walterboro	\$ 100,000	\$ -	\$ -	\$ 100,000
Road Dedication Signage -	Gruber's Intersection	Dedication Sign	SCDOT	\$ 500	\$ 500	\$ 500	\$ -
TOTALS				\$ 1,943,034	\$ 1,843,034	\$ 500	\$ 100,000

EXPENDITURES FOR STATE ROAD PROJECTS AS PERCENT OF TOTAL INCOME = 0%

CTC Chairman: James D. Riley, Jr.  
(Signature)

Date: 9/24/14

## EDGEFIELD CTC ANNUAL C FUND REPORT

JULY 1, 2013 - JUNE 30, 2014

### INCOME AND EXPENSES

Balance of Funds as of July 1, 2013 .....		\$ 1,726,571
Income:		
Funds Received for Period July 1, 2013 through June 30, 2014	\$ 876,809	-
Interest Earned for Period July 1, 2013 through June 30, 2014	\$ 4,066	
Other Income - Bid Packets for paving project	\$ 600	
Total Income .....		\$ 2,608,046
Expenses:		
Administrative Expenses	\$ 941	
Local Paving Project Expenditures	\$ 817,970	
State Road Project Expenditures	\$ 72,030	
Total Expenditures		\$ 890,941
Balance of Funds as of June 30, 2014 .....		\$ 1,717,106

### FUNDING COMMITMENTS

Local Paving Projects	\$ 1,187,690	
State Road Projects	\$ (9,774)	
Total Committed Funds		\$ 1,177,916
Total Uncommitted Funds Available for New Projects .....		\$ 539,190

**LOCAL PAVING PROJECTS**

LOCAL ROUTE	PROJECT DESCRIPTION	WORK TYPE	RESPONSIBLE AGENCY	BUDGET	TOTAL EXPENDITURES	CURRENT FISCAL YEAR EXPENDITURES	REMAINING BUDGET
12-13-161	Bobwhite, Highpoint, Lentz	Paving	County	\$ 439,450	435,702.98	\$ 351,730	\$ 3,747
13-14-174	Country Way & Windy Ridge	Paving	County	\$ 550,000	49,810	\$ 49,810	\$ 500,190
12-13-162	Murrah Forest Dr & Ext, Sheppard, Silver Fox, Tr	Paving	County	\$ 329,036	345,083.23	\$ 288,231	\$ (16,048)
14-15-175	Mt. Zion	Paving	County	\$ 580,000	42,715.03	\$ 42,715	\$ 537,285
12-13-164	Sweetwater Creek Dr	Emergency Repair	County	\$ 15,000	15,000.00	\$ 15,000	\$ -
	Gravel	Maintenance	County	\$ 100,000	65,523	\$ 65,523	\$ 34,477
	Asphalt-Patch	Maintenance	County	\$ 30,000			\$ 30,000
	Bridge Escow	Maintenance	County	\$ 50,000			\$ 50,000
	Ditch Stabilization	Maintenance	County	\$ 20,000			\$ 20,000
	Pipe & Bridge	Maintenance	County	\$ 20,000			\$ 20,000
	Sandclay	Maintenance	County	\$ 8,000	1,864	\$ 1,864	\$ 6,136
	Signs	Maintenance	County	\$ 5,000	3,098	\$ 3,098	\$ 1,902
<b>TOTALS</b>				\$ 2,146,486	\$ 958,796	\$ 817,970	\$ 1,187,690

EXPENDITURES FOR LOCAL PAVING PROJECTS AS PERCENT OF TOTAL INCOME = 31.4%

**STATE ROAD PROJECTS**

ROAD - ROUTE	PROJECT DESCRIPTION	WORK TYPE	RESPONSIBLE AGENCY	BUDGET	EXPENDITURES	CURRENT FISCAL YEAR EXPENDITURES	REMAINING BUDGET
S19-450	13-14-171 Murrah Forest Ct, Murrah Forest Dr	Paving	County	\$ 62,256	\$ 72,030	72,030	\$ (9,774)
S19-40	Bland Baptist Rd	Resurfacing	SCDOT	\$ 170,000	\$ 170,000	-	\$ -
S19-426	Macendonnia Rd	Full Depth Reclam	SCDOT	\$ 259,000	\$ 259,000	259,000	\$ -
<b>TOTALS</b>				491,256	501,030	331,030	\$ (9,774)

EXPENDITURES FOR STATE ROAD PROJECTS AS PERCENT OF TOTAL INCOME = 2.76%

CTC Chairman: Sam Bond  
(Signature)

Date: 10/24/14

GREENVILLE COUNTY LEGISLATIVE DELEGATION TRANSPORTATION COMMITTEE

ANNUAL "C" FUND REPORT  
JULY 1, 2013 – JUNE 30, 2014

---

INCOME AND EXPENSES:

Balance of Funds as of July 1, 2013 \$ 3,539,038

Income for Period July 1, 2013 – June 30, 2014:

C Funds received 5,207,569  
Interest income from SCDOT -  
Interest income from County 22,536  
SCDOT grants -  
Other revenue 5,725,301

Total Income 10,955,406

Expenses for Period July 1, 2013 – June 30, 2014:

Administrative expenses 1,000  
Local road projects expenditures 10,113,017  
State road projects expenditures 1,717,014  
State road match expenditures -

Total Expenditures 11,831,031

Balance of Funds as of June 30, 2014 2,663,413

FUNDING COMMITMENTS:

Local paving projects 3,432,685  
State road projects 1,768,635  
State road match projects -

Total Committed Funds 5,201,320

TOTAL UNCOMMITTED FUNDS AVAILABLE FOR  
NEW PROJECTS AT JUNE 30, 2014

\$ (2,537,907)

SUPPLEMENTARY INFORMATION  
SCHEDULE 1

GREENVILLE LEGISLATIVE DELEGATION TRANSPORTATION COMMITTEE

FISCAL YEAR ENDED JUNE 30, 2014

LOCAL ROAD PROJECTS

Project #	Project Description	Work Type	Responsible Party	Budget	Total Expenditures	Current Year Expenditures	Remaining Budget	Add'l CTC or Outside Funds
409	City of Fountain Inn Depot St.	Reconstruct	City	\$ 604,060	\$ 604,060	\$ -	\$ -	\$ -
418	Greer Sidewalk/Drain @ Tremont/Canteen St.(Ttl.Cost \$800,000)	Sidewalks	City	425,000	869,002	2,021	-	(444,002)
419	City of Mauldin Holly Dr. P.E.	New Road	City	307,000	307,823	38,250	-	(823)
429	Sterling Community Master Plan	Resurface	CTC	63,000	68,780	6,600	-	(5,780)
436	Pleasant Ridge County Park Entrance Road Resurfacing	Resurface	CTC	142,000	14,200	-	127,800	-
445	Woodside Connector in Fountain Inn (Total Cost \$979,166)	New Road	CTC	880,680	1,169,346	1,002,710	-	(288,666)
447	2012 Municipal Match Program	Resurface	CTC	2,193,000	4,585,075	3,247	-	(2,392,075)
452	Greenville County Match Program (\$1.5 Mill. County/\$1 Mill. CTC)	Resurface	CTC	1,000,000	2,331,994	1,950	-	(1,331,994)
453	Bridges Rd. Left Turn Signal	Safety	CTC	30,000	24,367	-	5,633	-
460	FY '12/'13 Municipal Match	Resurface	CTC	4,484,000	10,293,652	7,169,988	-	(5,809,652)
461	Swamp Rabbit Trail Warning System/GCRD	Safety	GCRD	24,000	24,000	24,000	-	-
463	Shelburne Rd. Sidewalks/City of Greenville	Sidewalks	City	40,000	40,000	40,000	-	-
464	GCRA Minus St. Reconstruction; Ttl Cost \$807,110; GCRA Pays Overrun	Reconstruct	CTC	607,110	318,687	254,687	288,423	-
470	City of TR/Crosswalk on Swamp Rabbit Trail	Safety	CTC	130,000	151,862	138,866	-	(21,862)
474	Perimeter Rd. Reconst. @SCTAC (Add'l \$1 Mill. Approved for FY'14)	Reconstruct	CTC	-	166,091	166,091	-	(166,091)
475	FY'13/'14 Municipal Match	Resurface	CTC	3,697,500	1,002,971	1,002,971	2,694,529	-
478	Close Access to Montis Drive	Reconstruct	CTC	88,180	-	-	88,180	-
479	GCRA Sterling Community Rentention Pond	Drainage	CTC	240,000	120,000	120,000	120,000	-
480	Left Turn Lane @ Green Charter School (School will match \$117,500)	Safety	CTC	117,500	9,380	9,380	108,120	-
	Engineer Retainer Fee			-	-	127,500	-	-
	Legal and Accounting			-	-	4,756	-	-
				<u>\$ 15,073,030</u>	<u>\$ 22,101,290</u>	<u>\$ 10,113,017</u>	<u>\$ 3,432,685</u>	<u>\$ (10,460,945)</u>

GREENVILLE LEGISLATIVE DELEGATION TRANSPORTATION COMMITTEE

FISCAL YEAR ENDED JUNE 30, 2014

STATE ROAD PROJECTS

Road/Route	Project #	Project Description	Work Type	Responsible Party	Budget	Total Expenditures	Current Year Expenditures	Remaining Budget	Add'l CTC or Outside Funds
SC 14	393	City of Fountain Inn Main St.(SC Rt.14) Improvements P.E.	Reconstruct	City	\$ 240,340	\$ 198,470	\$ 56,690	\$ 41,870	\$ -
S23-540	435	East Suber Road Sidewalks	Sidewalks	CTC	330,000	361,473	-	-	(31,473)
S23-154	448	Turn Lanes on McKelvey Rd. at Fork Shoals Elem.	Safety	CTC	759,358	740,059	604,934	19,299	-
S23-299	449	Old Stage Rd. Resurface/Shoulder Widening	Resurface	CTC	919,171	834,393	-	84,778	-
SC23-1061/661/718, etc.	460	FY12/13 Municipal Match	Resurface	CTC	-	275,576	275,576	-	(275,576)
S23-263	468	Sidewalks @ Staunton Bridge Rd. Community Center/GCRD	Sidewalks	GCRD	4,000	-	-	4,000	-
US 276	462	Butler Rd. @ Main St. (Hwy.276) Intersection in Mauldin	Intersection	CTC	93,012	101,490	88,508	-	(8,478)
S23-107	471	Butler Rd. Pavement Markings (#462 & #471 are one contract)	Safety	CTC	26,203	27,495	27,495	-	(1,292)
US 25	473	Improve Turn Radius @ White Horse (US 25)/Whitnire Dr.	Intersection	County	50,000	45,407	45,407	4,593	-
S23-1136	474	Perimeter Rd. Reconst.@ SCTAC (Add'l \$1 Mill. Approved for FY'14)	Reconstruct	CTC	1,800,000	241,814	165,974	1,558,186	-
S23-153/956/530/etc.	476	Resurfacing of State Roads in City of Simpsonville	Resurface	CTC	485,000	429,091	429,091	55,909	-
		Engineer Retainer Fee			-	-	22,500	-	-
		Legal and Accounting			-	-	839	-	-
					<u>\$ 4,707,084</u>	<u>\$ 3,255,268</u>	<u>\$ 1,717,014</u>	<u>\$ 1,768,635</u>	<u>\$ (316,819)</u>

*Paul Hughes* 1/28

Paul F. Hughes, Chairman  
Greenville Legislative Delegation Transportation Committee

See independent accountant's compilation report.



**GREENWOOD COUNTY - ANNUAL C FUND REPORT  
JULY 1, 2013 - JUNE 30, 2014**

**INCOME AND EXPENSES**

Balance of Funds as of June 30, 2013			\$ 2,156,513.03
Funds Received for Period: July 1, 2013 through June 30, 2014 (Gasoline Tax)	\$	1,083,071.44	
Funds Received for Period: July 1, 2013 through June 30, 2014 (SCDOT Refund or Other)	\$	-	
Interest Earned for Period: July 1, 2013 through June 30, 2014 (SCDOT)	\$	2,390.04	
Interest Earned for Period: July 1, 2013 through June 30, 2014 (Investment Earnings)	\$	1,828.83	
Total Income.....		Plus	\$ 1,087,290.31
Administrative Expenses (Advertise meetings)	\$	264.32	
Per Diem Expenses (Payments for meetings attended)	\$	2,550.00	
Local Paving Project Expenditures	\$	798,124.12	
State Road Project Expenditures	\$	401,000.00	
Total Expenditures.....		Less	\$ 1,201,938.44
Balance of Funds as of June 30, 2014.....			<u>\$ 2,041,864.90</u>

**FUNDING COMMITMENTS**

Advertising Account (to publish meeting notices)	\$	98.96	
Local Paving Projects	\$	1,147,217.40	
State Road Projects	\$	482,500.00	
Total Committed Funds.....		Less	\$ 1,629,816.36
Total Uncommitted Funds Available for New Projects			<u>\$ 412,048.54</u>

LOCAL PAVING PROJECTS

PROJECT #	LOCAL ROUTE	PROJECT DESCRIPTION	WORK TYPE	RESPONSIBLE AGENCY	BUDGET	TOTAL EXPENDITURES	CURRENT FISCAL YEAR EXPENDITURES	REMAINING BUDGET
2014005		Town of Ware Shoals Annual Request	Resurfacing	Ware Shoals	30,000.00	-		30,000.00
2014006		City of Greenwood Annual Request	Resurfacing	City of Gwd	248,500.00	-		248,500.00
2013006		City of Gwd Annual Request	Resurfacing	City of Gwd	203,870.00	116,547.28	116,547.28	87,322.72
2014007		County of Greenwood	Resurfacing	County of Gwd	500,000.00	-		500,000.00
2013004		Town of 96 Annual Request	Resurfacing	Ninety Six	50,000.00	-		50,000.00
2013008		Gwd County Annual Request	Resurfacing	County of Gwd	300,000.00	292,620.11	292,620.11	7,379.89
2012007		Town of 96 Annual Request	Resurfacing	Ninety Six	105,000.00	-		105,000.00
2012009		Gwd County Annual Request	Resurfacing	County of Gwd	400,000.00	388,956.73	388,956.73	11,043.27
2011006		Gwd County - Local Paving	Resurfacing	County of Gwd	932,970.00	921,027.69		11,942.31
2010003		Town of 96 - Local Paving	Resurfacing	Ninety Six	34,650.00	-		34,650.00
2010006		County of Gwd - Misc. Rds.	Resurfacing	County of Gwd	797,278.00	735,898.79		61,379.21
TOTALS:					\$ 3,602,268.00	\$ 2,455,050.60	\$ 798,124.12	\$ 1,147,217.40

EXPENDITURES FOR LOCAL PAVING PROJECTS AS PERCENT OF TOTAL INCOME = 73%

STATE ROAD PROJECTS

PROJECT #	ROAD-ROUTE	PROJECT DESCRIPTION	WORK TYPE	RESPONSIBLE AGENCY	BUDGET	TOTAL EXPENDITURES	CURRENT FISCAL YEAR EXPENDITURES	REMAINING BUDGET
2007003		SCDOT W.B. Ezelle Highway	Road Name	SCDOT	500.00			500.00
2014003		Benjamin Mays Sign	Sign	SCDOT	500.00	500.00	500.00	-
2014004		Yonce Hwy Sign	Sign	SCDOT	500.00	500.00	500.00	-
2014008	S-24-72 & S-24-617	SCDOT Annual Request	Resurfacing	SCDOT	382,000.00	-		382,000.00
2013007		SCDOT Annual Request	Resurfacing	SCDOT	400,000.00	400,000.00	400,000.00	-
2013009		US 225 Intersection	Intersection	SCDOT	100,000.00	-		100,000.00
TOTALS:					\$ 883,500.00	\$ 401,000.00	\$ 401,000.00	\$ 482,500.00

EXPENDITURES FOR STATE ROAD PROJECTS AS PERCENT OF TOTAL INCOME = 37%

CTC Chairman: James S. Hull  
(Signature)

Date: 10/11/14

LANCASTER COUNTY ANNUAL C FUND REPORT  
 JULY 1, 2013 - JUNE 30, 2014

**INCOME AND EXPENSES**

Balance of Funds as of July 1, 2013		\$ 1,818,279.28
Income:		
Funds Received for Period July 1, 2013 through June 30, 2014	\$ 1,396,244.81	
Interest Earned for Period July 1, 2013 through June 30, 2014	\$ 642.15	
Other-Funds Received from County for Period July 1, 2013 through June 30, 2014	\$ -	
Total Income	\$ 1,396,886.96	
Expenses:		
Local Paving Project Expenditures	\$ 1,471,822.33	
State Road Project Expenditures	\$ 457,000.00	
State Road Match Project Expenditures		
Total Expenditures	\$ 1,928,822.33	
Balance of Funds as of June 30, 2014		\$ 1,286,343.91

**FUNDING COMMITMENTS**

Local Paving Projects	\$ -	
State Road Projects	\$ -	
State Road Match Projects	\$ -	
Total Committed Funds	\$ -	
Total Uncommitted Funds Available for New Projects		\$ 1,286,343.91

LANCASTER COUNTY ANNUAL C FUND REPORT  
JULY 1, 2013 - JUNE 30, 2014

**LOCAL PAVING PROJECTS**

LOCAL ROUTE	PROJECT DESCRIPTION	WORK TYPE	RESPONSIBLE AGENCY	BUDGET	TOTAL EXPENDITURES (prior plus current)	CURRENT FISCAL YEAR EXPENDITURES	REMAINING BUDGET
	Lanc Co-Springs Cotton Mill Village East-Proj #146878.00	Design	COUNTY	\$ 19,027.50	\$ 19,027.50	\$ 19,027.50	\$ -
	Lanc Co-2013 Calcium Chloride Roads-Proj #11-04.4	Calcium Chloride	COUNTY	\$ 30,018.66	\$ 30,018.66	\$ 30,018.66	\$ -
	Lanc Co-Road Paving -Proj #11-04.5	Reclaim/Resurface	COUNTY	\$ 1,370,761.65	\$ 1,370,761.65	\$ 1,370,761.65	\$ -
	Lanc Co-2014 CTC Projects-Proj #11-04.6	Design	COUNTY	\$ 10,705.40	\$ 10,705.40	\$ 10,705.40	\$ -
	Lanc Co-Weed Control-Proj #11-04.7	Design	COUNTY	\$ 1,187.50	\$ 1,187.50	\$ 1,187.50	\$ -
	Lanc Co-2014 Calcium Chloride Roads-Proj #11-04.8	Calcium Chloride	COUNTY	\$ 1,543.95	\$ 1,543.95	\$ 1,543.95	\$ -
	Lanc Co-Project Estimating-Proj #14-54	Design	COUNTY	\$ 7,600.00	\$ 7,600.00	\$ 7,600.00	\$ -
	Coleman-Snow Credits issued FY2013		COUNTY	\$ (948.40)	\$ (948.40)	\$ (948.40)	\$ -
	Quality Drive Rehab-Retainage-Proj#1104-1	retainage payment	COUNTY	\$ 8,000.00	\$ 8,000.00	\$ 8,000.00	\$ -
	2011-2012 Gravel Road Improvements-Proj# L-11.12.01	retainage payment	COUNTY	\$ 23,926.07	\$ 23,926.07	\$ 23,926.07	\$ -
<b>TOTALS</b>				<b>\$ 1,471,822.33</b>	<b>\$ 1,471,822.33</b>	<b>\$ 1,471,822.33</b>	<b>\$ -</b>

EXPENDITURES FOR LOCAL PAVING PROJECTS AS PERCENT OF TOTAL INCOME = 105.36%

**STATE ROAD PROJECTS**

ROAD - ROUTE	PROJECT DESCRIPTION	WORK TYPE	RESPONSIBLE AGENCY	BUDGET	TOTAL EXPENDITURES (prior plus current)	CURRENT FISCAL YEAR EXPENDITURES	REMAINING BUDGET
		Resurfacing & other improvements	State	\$ 457,000.00	\$ 457,000.00	\$ 457,000.00	\$ -
<b>TOTALS</b>				<b>\$ 457,000.00</b>	<b>\$ 457,000.00</b>	<b>\$ 457,000.00</b>	<b>\$ -</b>

EXPENDITURES FOR STATE ROAD PROJECTS AS PERCENT OF TOTAL INCOME = 32.72%

**STATE ROAD MATCH PROJECTS**

ROAD - ROUTE	PROJECT DESCRIPTION	WORK TYPE	RESPONSIBLE AGENCY	CTC PROGRAM MATCH FUNDS COMMITTED	TOTAL EXPENDITURES (prior plus current)	CURRENT FISCAL YEAR EXPENDITURES	REMAINING BUDGET	CURRENT FISCAL YEAR EXPENDITURES IN EXCESS OF MATCH AMOUNT
<b>TOTALS</b>				<b>\$ -</b>	<b>\$ -</b>	<b>\$ -</b>	<b>\$ -</b>	<b>\$ -</b>

EXPENDITURES FOR STATE ROAD PROJECTS and MATCH PROJECTS IN EXCESS MATCH AMOUNT AS PERCENT OF TOTAL INCOME = 32.72%

CTC Chairman: Wilkin Trimmel

Date: 11/11/14

**LAURENS COUNTY ANNUAL C-FUND REPORT  
JULY 1, 2013 to JUNE 30, 2014**

**INCOME AND EXPENSES**

Balance of Funds as of July 1, 2013 -----\$ 1,198,896.50

**Income:**

Funds Received for July 1, 2013 to June 30, 2014	\$1,427,164.56
Interest Received for July 1, 2013 to June 30, 2014	\$ 132.89
<b>Total Income</b> -----	<b>\$1,427,297.45</b>

**Expense:**

Administrative Expense (CTC)	\$ 2,000.00
Trust Department Fees & Annual Tax Statement Prep Fee	\$ 100.00
Per Diem Expense (CTC)	\$ 6,825.00
Local Paving Project Expenditures	\$ 678,054.45
State Road Project Expenditures:	
a. State Projects (CTC)	\$ 624,048.42*
b. State Match Projects (CTC) (SMP)	\$ 0.00
c. Memorial Signs	\$ 0.00
<b>Total Expenditure</b> -----	<b>\$1,311,027.87</b>

Balance of Funds as of June 30, 2014-----\$1,315,166.08

**Funding Commitments:**

Local Paving Projects	\$ 0.00
State Road Projects	\$ 0.00
State Road Match Projects	\$ 0.00
<b>Total Committed Funds</b>	<b>\$ 0.00</b>

Total Uncommitted Funds Available for New Projects-----\$ 1,315,166.08

Uncommitted Funds as Percent of Total Income= 92.1%

\*\$610,942.00 submitted to SCDOT in letter dated 12-19-13 (ck. #108503 dated 12-19-13). & \$13,106.42 on Musgrove Mill Monument Parking

Signed Niles C. Clark, Jr.  
Niles C. Clark, Jr., Chairman

Date Sept. 25, 2014

**Laurens County Annual C-Fund Report**  
7-1-13—6-30-14

**Local Paving Projects**

<b>LCTC Proj #</b>	<b>Road Name/No. &amp;Proj. Description</b>	<b>Work Type</b>	<b>Responsible Agency</b>	<b>Budget</b>	<b>Total Expenditures</b>	<b>Current Fiscal Year Expend.</b>	<b>Remaining Budget</b>
31	Richards St.	Resurfacing					
	Watts Ave.	“					
	Middle Ave.	“					
	Sugar Creek Ext.	“					
	Foggie Estates	“					
	Candra Dr.	“					
	Africa Ln.	“					
	Cherrywood Ln.	“					
	Tucker Rd.	“					
	Curry's Lake Circle	“					
	Topeka Dr.	“					
	Oakley Dr.	“					
	Colby Dr.	“					
	Wichita Dr.	“					
	Comanche Dr.	“					
	Park Rd.	“					
	Bethany Rd..	“					
	Hunter Rd.	“					
	Wildwood Farms Rd	“					
	Johnson Rd.	“					
	Harbor Crest Dr.	“					
	Sheep Dog Dr.	“					
	Otter Ln.	“					
	Cecil Dr.	“					
	Stroup Dr.	“					
	Wharton Ave.	“					
	Jack Frost Dr.	“					
	Ridge Hill Rd.	“					
	Summers Run Dr.	“					

	Woodberry Dr. Hanks Rd.	“ “					<b>Page 3</b>
31	David Hardy, dba TSI, Inc.	Inspection		\$ 4,613.00	\$ 4,613.00	\$ 4,613.00	\$0.00
	<b>Local Paving Projects</b>		<b>Totals</b>	\$678,054.45	\$687,054.45	\$678,054.45	\$0.00
	Expenditures for Local	Paving Projects	As Percent	Of Income	47.5%		

**Laurens County Annual C-Fund Report  
7/1/13-6/30/14**

**State Road Projects**

<b>LCTC Proj #</b>	<b>Road Name &amp; No Proj. Description</b>	<b>Work Type</b>	<b>Responsible Agency</b>	<b>Budget</b>	<b>Total Expenditure</b>	<b>Current Fiscal Year Expenditures</b>	<b>Remaining Budget</b>
32	SCDOT Managed Project Item 30 C P027061  Philson Rd. S30-026	Full Depth Reclamation	SCDOT	\$610,942.00*	\$610,942.00*	\$610,942.00*	\$0.00
31	Musgrove Mill Monument Parking, Hyw. 56 r-o-w	Excavation,** grading & full depth Type B asphalt	Laurens Co.	\$13,106.42	\$13,106.42	\$13,106.42	\$0.00
	<b>State Road Projects</b>	<b>Non-SMP</b>	<b>Totals</b>	<b>\$624,048.42*</b>	<b>\$624,048.42*</b>	<b>\$624,048.42*</b>	<b>\$0.00</b>
	Expenditures for State	Non-SMP	Projects as	Percent of	Income	43.7 %	

\*See footnote on Page 1

\*\* Performed under SCDOT Encroachment Permit #159895



# LEXINGTON CTC ANNUAL C FUND REPORT

JULY 1, 2013-JUNE 30, 2014

REPORT DATE: SEPTEMBER 23, 2014

## INCOME AND EXPENSES

Balance of Funds as of July 1, 2013		\$ 9,659,488.89
Income:		
Funds Received for Period July 1, 2013 through June 30, 2014	\$ 2,783,228.88	
Interest Earned for Period July 1, 2013 through June 30, 2014	\$ 29,391.15	
Donor County Funds Received Period July 1, 2013 through June 30, 2014	\$ 1,222,118.63	
Project Refunds for Period July 1, 2013 through June 30, 2014	\$ -	
Total Income		\$ 4,034,738.66
Expenses:		
Administrative Expenses	\$ -	
Local Paving Project Expenditures	\$ 2,014,228.00	
State Road Project Expenditures	\$ 260,445.00	
State Road Match Expenditures	\$ -	
Total Expenditures		\$ 2,274,673.00
Balance of Funds as of June 30, 2014		\$11,419,554.55

## FUNDING COMMITMENTS

Local Paving Projects	\$ 9,113,809.78	
State Road Projects	\$ 1,025,097.47	
Total Committed Funds		\$10,138,907.25
Total Uncommitted Funds Available for New Projects		\$ 1,280,647.30
Uncommitted Funds as Percent of Total Income =	32%	

LEXINGTON CTC ANNUAL C FUND REPORT

JULY 1, 2013-JUNE 30, 2014  
 REPORT DATE: SEPTEMBER 23, 2014

LOCAL PAVING PROJECTS

LOCAL ROUTE	PROJECT DESCRIPTION	WORK TYPE	RESPONSIBLE AGENCY	BUDGET	TOTAL EXPENDITURE	CURRENT FISCAL YEAR EXPENDITURE	REMAINING BUDGET
Road Resurfacing	Road Resurfacing	Resurfacing	County	\$ 1,086,418	\$ 189,828	\$ 189,828	\$ 896,590
Contracted Services	Pavement Management System	Engineering	County	\$ 112,000	\$ 111,710	\$ 111,710	\$ 290
Line Striping Program	Painting centerlines, edgelines, and placing RPMs	Line Striping	County	\$ 89,502	\$ 78,747	\$ 78,747	\$ 10,755
Windy Wood Road	Paving portion from Ben Franklin Rd to Calks Ferry Rd	Paving	County	\$ 1,368,903	\$ 367,839	\$ 260,336	\$ 1,001,064
John Kinard Court and Circle	From exdst pave near Long Pine Road to dead end	Paving	County	\$ 155,100	\$ 4,634	\$ 2,304	\$ 150,466
Martin Neese Road	Paving from Hwy 6 to I.W. Hutto Rd	Paving	County	\$ 137,156	\$ 1,212	\$ 1,212	\$ 135,944
Stonewall Court	Portion of engineering design for paving	Engineering for paving	County	\$ 5,000	\$ -	\$ -	\$ 5,000
Wood Moor Subdivision	Bond Supplements, Full Depth Reclaim/Paving	Road & Drain. Improv.	County	\$ 284,679	\$ 258,912	\$ 193,688	\$ 25,767
Jim Spence Road	From Hwy 302 to Hwy 6	Paving	County	\$ 759,960	\$ 675,958	\$ 401,370	\$ 84,002
Nursery Road Bridge	Bridge replacement alternative for Goldstone Drive Bridge	Bridge & Approaches	County	\$ 2,855,290	\$ 306,648	\$ 119,409	\$ 2,548,642
Soil Cement Program	Porth, Ashby, S. Cove, Hyman, D. Ambrose, Sweet Pea, C	Soil Cement	County	\$ 353,065	\$ 17,883	\$ 1,092	\$ 335,182
Oak Hill Road	Paving from near Fish Hatchery Rd to top of hill	Paving	County	\$ 110,260	\$ 956	\$ 956	\$ 109,304
Town of Lexington ENH Match	Enhancement Grant Match for Town of Lexington	Enh. Grant	Lexington	\$ 98,384	\$ -	\$ -	\$ 98,384
First Creek Road	Paving from Busbee Road to deadend	Paving	County	\$ 324,284	\$ 274,135	\$ 160,852	\$ 50,149
The Reserves at Lake Murray	Storm drainage and road improvements	Road & Drain. Improv.	County	\$ 19,101	\$ 2,682	\$ -	\$ 16,419
DE Clark Road	Paving from Water Tank Rd to Fairview Rd	Paving	County	\$ 1,211,814	\$ 107,064	\$ 37,234	\$ 1,104,751
Scarborough Parish Subdivision	Storm drainage and road improvements	Road & Drain. Improv.	County	\$ 55,117	\$ 55,117	\$ 11,324	\$ -
Hope Springs Subdivision	Bond Supplements, Full Depth Reclaim/Paving	Road & Drain. Improv.	County	\$ 118,270	\$ 12,304	\$ 6,748	\$ 105,966
Columbiana Drive	Paving/Full Depth Reclaim. - City of Columbia	Resurfacing	Columbia	\$ 43,000	\$ -	\$ -	\$ 43,000
Cool Water Court	Paving from Ridge Road to End	Paving	County	\$ 65,068	\$ 24,592	\$ 24,592	\$ 40,476
Alice Drive #1	Paving from Hwy 321 to Pound Road	Paving	County	\$ 56,000	\$ -	\$ -	\$ 56,000
Holly Tree Street	Paving from Emanuel Church Rd to End	Paving	County	\$ 82,150	\$ 2,150	\$ 2,150	\$ 80,000
Golden Jubilee Rd	Paving from End Pavement to End Pavement	Paving	County	\$ 407,935	\$ 56,450	\$ 56,450	\$ 351,485
Foremost Drive	Paving from Nazareth Road to Frieda Road	Paving	County	\$ 222,304	\$ 18,304	\$ 18,304	\$ 204,000
Roland Drive	Paving from Old Barnwell Road to End	Paving	County	\$ 291,127	\$ 38,735	\$ 38,735	\$ 252,392
Limestone Road	Paving from Wessinger Rd to St. Thomas Church Rd	Paving	County	\$ 96,604	\$ 53,769	\$ 53,769	\$ 42,835
Camping Creek Road	Paving from RB Baker Drive to End	Paving	County	\$ 2,200	\$ 2,200	\$ 2,200	\$ -
Goldstone Bridge Repair	Bridge maintenance on Goldstone Drive	Bridge Maintenance	County	\$ 14,000	\$ 12,000	\$ 12,000	\$ 2,000
Dirt Road Asset Mgmt. Program	County wide asset mgmt for dirt roads	Engineering	County	\$ 225,000	\$ -	\$ -	\$ 225,000
Harvestview Road	Paving from E. Boundary St to Crooked Creek Rd	Paving	County	\$ 101,655	\$ 1,655	\$ 1,655	\$ 100,000
Old Forge Road	Base Map and As-Built Survey for Paving	Survey	County	\$ 5,290	\$ -	\$ -	\$ 5,290
Chariot Street	Paving from US 1 to Hendrix Street	Paving	County	\$ 151,528	\$ 145,502	\$ 82,846	\$ 6,026
Kinley Creek Watershed Study	USACOE grant match for watershed study/analysis	Drainage/Eng.	County	\$ 37,500	\$ -	\$ -	\$ 37,500
Church Street Stabilization	Gilbert-Stabilization of Church Street	Road Project	County	\$ 10,000	\$ 5,977	\$ -	\$ 4,023
Sandy/Spruce Lane	Road improvement/paving project for Pine Ridge Town	Road Improvement	County	\$ 87,575	\$ 57,393	\$ 34,005	\$ 30,182
Broken Hill Road	Drainage improvement project along Broken Hill Road	Drainage	County	\$ 85,179	\$ 20,090	\$ 1,412	\$ 65,089
Railroad Avenue	Town of Pelion placement of RAP on Railroad Ave	Placement of RAP	County	\$ 7,500	\$ -	\$ -	\$ 7,500
Washington Street	Town of Gilbert road improvement to Washington Street	Road improvement	County	\$ 7,500	\$ -	\$ -	\$ 7,500
Black Avenue	Drainage improvements along Black Avenue	Drainage	County	\$ 50,000	\$ 12,871	\$ 6,603	\$ 37,129
Ben Franklin Road	Drainage improvements along Ben Franklin Rd	Drainage	County	\$ 10,295	\$ 295	\$ 137	\$ 10,000
Shumpert Street	Municipal C Fund Request - Town of South Congaree	Paving	South Congaree	\$ 60,853	\$ 853	\$ 853	\$ 60,000
Lonely Street	Municipal C Fund Request - Town of Springdale	Paving	Springdale	\$ 30,000	\$ -	\$ -	\$ 30,000
Rikard Circle	Municipal C Fund Request - Town of Gilbert	Sidewalk Extension	Gilbert	\$ 10,000	\$ 10,000	\$ 10,000	\$ -
Olde Saluda Passage Subdivision	Drainage Repairs along Olde River Pkwy	Drainage	County	\$ 41,498	\$ 35,332	\$ 35,332	\$ 6,166
Bridleridge Subdivision	Slope Stabilization between Dempsey Dr, Bridleridge Rd	Drainage	County	\$ 21,195	\$ 12,995	\$ 12,995	\$ 8,200
Archers Lane Sidewalk	Enhancement Grant for Sidewalks	Sidewalk	County	\$ 154,467	\$ 13,010	\$ 13,010	\$ 141,457
Subdivision Bond Supplements	Cherokee Sh, Kamliner, Woodland Pd, Whispering Glen	Road & Drain. Improv.	County	\$ 54,057	\$ -	\$ -	\$ 54,057
Drainage Projects	Unclassified funding for drainage projects	Drainage	County	\$ 257,223	\$ -	\$ -	\$ 257,223
Road Maintenance Projects	Unclassified funding for minor paving and maintenance	Paving Funds	County	\$ 300,976	\$ 30,372	\$ 30,372	\$ 270,604

TOTALS

\$ 3,020,172 \$ 2,014,228 \$ 9,113,810

EXPENDITURES FOR LOCAL PAVING PROJECTS AS PERCENTAGE OF ANNUAL C-FUND ALLOTMENT INCOME = 72%

**LEXINGTON CTC ANNUAL C FUND REPORT**

JULY 1, 2013-JUNE 30, 2014  
REPORT DATE: SEPTEMBER 23, 2014

**STATE ROAD PROJECTS**

LOCAL ROUTE	PROJECT DESCRIPTION	WORK TYPE	RESPONSIBLE AGENCY	BUDGET	TOTAL EXPENDITURE	CURRENT FISCAL YEAR EXPENDITURE	REMAINING BUDGET
Corley Mill Rd/US 378 Project	Intersection improvements	Intersection Improv.	SCDOT	\$ 900,000	\$ 349,673	\$ -	\$ 550,327
Zion Church Road Extension	Extend Zion Church Rd from Amicks Ferry to Lex. Ave.	Construct new road	County	\$ 150,000	\$ -	\$ -	\$ 150,000
US Hwy 1	Dedication of US Hwy 1/Morgan Drive Intersection	Sign Dedication	SCDOT	\$ 500	\$ 500	\$ 500	\$ -
Sunset/Jarvis (US 378, SC 12)	W Cola Beautification ENH #26-12	Beaut. Enh Grant	West Columbia	\$ 36,250	\$ -	\$ -	\$ 36,250
Bush River Rd (S-32-107)	Lex. County Enhancement grant for sidewalks	Sidewalk	County	\$ 167,267	\$ 33,000	\$ 33,000	\$ 134,267
12th Street (SC 35)	W Cola Beautification for Triangle City ENH #24-06	Beaut. Enh Grant	West Columbia	\$ 36,279	\$ 36,279	\$ 5,819	\$ -
St. Andrews Rd (S-32-36)	Municipal C Fund request - Town of Irmo	Sidewalk Repairs	Irmo	\$ 3,000	\$ 3,000	\$ 3,000	\$ -
Woodrow St (S-32-42)	Municipal C Fund request - Town of Irmo	Sidewalk Repairs	Irmo	\$ 12,000	\$ 12,000	\$ 12,000	\$ -
Ball Park Road (S-32-1173)	Paving left turn lane, widening, realigning Cat's Paw Rd	Paving	County	\$ 164,107	\$ 163,921	\$ 159,969	\$ 186
12th Street (SC 35)	West Cola Enhancement grant for 12th Street	Enh. Grant	West Columbia	\$ 1,860	\$ 1,860	\$ 1,860	\$ -
Julius Felder St (S-32-609)	Cayce TAP Grant Match for sidewalks	Sidewalk	SCDOT	\$ 44,297	\$ 44,297	\$ 44,297	\$ -
E. Church St (SC 23)	Batesburg-Leesville TAP Grant Match for sidewalks	Sidewalk	SCDOT	\$ 100,000	\$ -	\$ -	\$ 100,000
Dixie St/Sandpit Rd (S-32-330)	Summit TAP Grant Match for sidewalks	Sidewalk	SCDOT	\$ 54,067	\$ -	\$ -	\$ 54,067
TOTALS					\$ 644,530	\$ 260,445	\$ 1,025,097

**STATE ROAD PROJECTS**

LOCAL ROUTE	PROJECT DESCRIPTION	WORK TYPE	RESPONSIBLE AGENCY	CTC MATCH FUNDS COMMITTED	EXPENDITURE	CURRENT FISCAL YEAR EXPENDITURE	REMAINING BUDGET	YEAR EXPENDITURE IN EXCESS OF MATCH AMOUNT*
SCDOT Match Program	SCDOT Matching Funds	SCDOT Projects		\$ -	\$ -	\$ -	\$ -	\$ -
TOTALS				\$ -	\$ -	\$ -	\$ -	\$ -

EXPENDITURES FOR STATE ROAD PROJECTS AND MATCH PROJECTS IN EXCESS OF MATCH AMOUNT AS PERCENTAGE OF ANNUAL C-FUND ALLOTMENT TOTAL INCOME = 9%

\* Note: Annual C-Fund Allotment Total includes Project Refunds received for report period.

**LEXINGTON CTC ANNUAL C FUND REPORT**

JULY 1, 2013-JUNE 30, 2014  
REPORT DATE: SEPTEMBER 23, 2014

**PROJECT MANAGER EXPENDITURES - Note: This section is for information purposes only. These expenditures have been incorporated into the Local and State project Budgets, Total Expenditures, Current Fiscal Year Expenditures, and Remaining Balances.**

TITLE	DESCRIPTION	POSITION	BUDGET	TOTAL EXPEND.	REMAINING BUDGET
Salaries & Wages	Associated Funds for Managing "C"-Fund Projects	"C" Fund Project Mgr.	\$ 66,544	\$ 73,893	\$ (7,349)
Part Time	Associated Funds for acquiring right-of-way easements	Part Time	\$ 10,313	\$ 5,767	\$ 4,546
FICA - Employer Portion	Associated Funds for Managing "C"-Fund Projects	"C" Fund Project Mgr.	\$ 5,880	\$ 5,517	\$ 363
SCRS - Employer Portion	Associated Funds for Managing "C"-Fund Projects	"C" Fund Project Mgr.	\$ 7,054	\$ 7,317	\$ (263)
Employee Insurance - Employer	Associated Funds for Managing "C"-Fund Projects	"C" Fund Project Mgr.	\$ 7,800	\$ 7,800	\$ -
Workers Comp. - Employer	Associated Funds for Managing "C"-Fund Projects	"C" Fund Project Mgr.	\$ 2,195	\$ 2,045	\$ 150
SCRS - Employ. Portion (Retiree)	Associated Funds for acquiring right-of-way easements	Part Time	\$ -	\$ 1,132	\$ (1,132)
Personnel Contingency	Associated Funds for Managing "C"-Fund Projects	"C" Fund Project Mgr.	\$ 2,367	\$ -	\$ 2,367
Office Supplies	Associated Funds for Managing "C"-Fund Projects	"C" Fund Project Mgr.	\$ 20	\$ -	\$ 20
Duplicating	Associated Funds for Managing "C"-Fund Projects	"C" Fund Project Mgr.	\$ 150	\$ 58	\$ 92
Operating Supplies	Associated Funds for Managing "C"-Fund Projects	"C" Fund Project Mgr.	\$ 199	\$ 64	\$ 135
General Tort Liability Insurance	Associated Funds for Managing "C"-Fund Projects	"C" Fund Project Mgr.	\$ 77	\$ 75	\$ 2
Pagers & Cell Phones	Associated Funds for Managing "C"-Fund Projects	"C" Fund Project Mgr.	\$ 300	\$ 228	\$ 72
E-mail Service Charges	Associated Funds for Managing "C"-Fund Projects	"C" Fund Project Mgr.	\$ 81	\$ 81	\$ -
Conference, Meeting, & Training	Associated Funds for Managing "C"-Fund Projects	"C" Fund Project Mgr.	\$ 1,100	\$ -	\$ 1,100
Subscriptions, Dues, & Books	Associated Funds for Managing "C"-Fund Projects	"C" Fund Project Mgr.	\$ 100	\$ 100	\$ -
Gas, Fuel, & Oil	Associated Funds for Managing "C"-Fund Projects	"C" Fund Project Mgr.	\$ 700	\$ -	\$ 700
Contingency	Associated Funds for Managing "C"-Fund Projects	"C" Fund Project Mgr.	\$ 13,586	\$ -	\$ 13,586
Small Tools & Minor Equipment	Associated Funds for Managing "C"-Fund Projects	"C" Fund Project Mgr.	\$ 500	\$ 39	\$ 461
<b>TOTALS</b>			<b>\$ 118,966</b>	<b>\$ 104,117</b>	<b>\$ 14,849</b>

Project Manager FY 14 Expense Distribution - To be used for information purposes only. The C-Fund Project Manager worked on these projects and all associated expenditures are incorporated into the Local and State Project Totals.			C-Proj. Mngr
Road Resurfacing	Road Resurfacing (Includes FY2012.&FY2013)	Resurfacing	\$ 6,621
Windy Wood Road	Paving portion from Ben Franklin Rd to Calks Ferry Rd	Paving	\$ 11,400
Jim Spence Road	From Hwy 302 to Hwy 6	Paving	\$ 7,202
Nursery Road Bridge	Bridge replacement alternative for Goldstone Dr Bridge	Bridge Design/Constr	\$ 3,106
Soil Cement Program	Porth, Ashby, S. Cove, Hyman, D. Ambrose, Sweet Pea,	Soil Cement	\$ 1,092
First Creek Road	Paving from Busbee Road to End	Paving	\$ 7,133
Broken Hill Road	Drainage improvement project along Broken Hill Road	Drainage	\$ 137
2013 Full Depth Reclamation	Wood Moor, Hope Springs Subdivisions	Resurfacing	\$ 7,116
Charlot Street	Paving from US 1 to Hendrix Street	Paving	\$ 6,451
DE Clark Road	Paving from Water Tank Rd to US 178 (Fairview Rd)	Paving	\$ 11,246
Sandy/Spruce Lane	Drainage improvements/Paving	Drainage/Paving	\$ 1,724
Ball Park Road Turn Lane Add.	Paving left turn lane, widening, realigning Cat's Paw Rd	Paving	\$ 3,891
Ben Franklin Road	Drainage improvements	Drainage	\$ 137
Golden Jubilee Road	Paving from End Pavement to End Pavement	Paving	\$ 7,935
Roland Drive	Paving from Old Bamwell Road to End	Paving	\$ 6,127
Cool Water Court	Paving from Ridge Road to End	Paving	\$ 5,068
Limestone Road	Paving from Wessinger Rd to St. Thomas Church Rd	Paving	\$ 1,604
Holly Tree Street	Paving from Emanuel Church Rd to End	Paving	\$ 2,150
Bridleridge Subdivision	Slope Stabilization between Dempsey Dr, Bridleridge Rd	Drainage	\$ 1,195
Harvestview Road	Paving from E. Boundary St to Crooked Creek Rd	Paving	\$ 1,655
Foremost Drive	Paving from Nazareth Road to Frieda Road	Paving	\$ 2,304
Olde Saluda Passage Subdiv.	Drainage Repairs along Olde River Pkwy	Drainage	\$ 3,498
John Kinard Court & Circle	From exist pave near Long Pine Road to dead end	Paving	\$ 2,304
Shumpert Street	Municipal C Fund Request - Town of South Congaree	Paving	\$ 853
Oak Hill Road	Paving from near Fish Hatchery Rd to top of hill	Paving	\$ 956
Martin Neese Road	Paving from Hwy 6 to I.W. Hutto Rd	Paving	\$ 1,212
<b>TOTAL</b>			<b>\$ 104,117</b>

CTC Chairman:

*Johnny W. Jaffcoat*

Date:

*September 23, 2014*

PICKENS COUNTY CTC ANNUAL REPORT

JULY 1, 2013 - JUNE 30, 2014

INCOME AND EXPENSES

Balance of Funds as of July 1, 2013 .....		\$ 3,590,066
Income:		
Funds Received for Period July 1, 2013 through June 30, 2014	\$ 1,783,358	
Interest Earned for Period July 1, 2013 through June 30, 2014	\$ 8,661	
Total Income .....		\$ 1,792,019

Expenses:

Administrative Expenses	\$ 156	
Local Paving Project Expenditures	\$ 288,131	
State Road Project Expenditures	\$ 821,468	
Total Expenditures		\$ 1,109,755
Balance of Funds as of June 30, 2013 .....		\$ 4,272,330

FUNDING COMMITMENTS

Local Paving Projects	\$ 497,238	
State Road Projects	\$ 3,408,495	
Total Committed Funds		\$ 3,905,733
Total Uncommitted Funds Available for New Projects .....		\$ 366,597

**LOCAL PAVING PROJECTS**

LOCAL ROUTE	PROJECT DESCRIPTION	WORK TYPE	RESPONSIBLE AGENCY	BUDGET	TOTAL EXPENDITURES	CURRENT FISCAL YEAR EXPENDITURES	REMAINING BUDGET
X	Bank Street Parking and drainage upgrade	Maintenance	Central	\$ 22,000	0	0	\$ 22,000
X	varies Road striping	safety	Pickens County	\$ 118,374	\$ 58,374	-	\$ 60,000
X	Warbranch Box Culvert installation	Maintenance	Pickens County	\$ 65,000	\$ -	\$ 72,578	\$ (7,578)
X	Haygood Mi Parking upgrade	safety	PCTC	\$ 24,970	\$ 19,563	\$ 4,125	\$ 1,282
X	Todd's Cree Maintenance	Maintenance	County of Pickens	\$ 75,000	\$ -	\$ 69,945	\$ 5,055
X	Brookbend f Maintenance	Maintenance	County of Pickens	\$ 25,000	\$ 6,173	\$ 6,173	\$ 12,654
X	Laural Road Laurel road Arch Culvert	Maintenance	County of Pickens	\$ 75,000	\$ -	-	\$ 75,000
X	Red River R Repave Red River Road	Maintenance	County of Pickens	\$ 42,500	\$ -	\$ 35,750	\$ 6,750
X	Old Central Reconstruction of Old Central Road and Clemson st.	Maintenance	PCTC	\$ 278,000	\$ -	-	\$ 278,000
X	Adger Road replace bridge	Maintenance	Pickens County	\$ 163,485	\$ 27,846	\$ 96,710	\$ 38,929
X	n/a Central Fire Dept. paving	Maintenance	PCTC	\$ 7,996	\$ -	\$ 2,850	\$ 5,146
X							
X							
X							
	<b>TOTALS</b>			\$ 897,325	\$ 111,956	\$ 288,131	\$ 497,238

EXPENDITURES FOR LOCAL PAVING PROJECTS AS PERCENT OF TOTAL INCOME = 16.1%

**STATE ROAD PROJECTS**

ROAD - ROUTE	PROJECT DESCRIPTION	WORK TYPE	RESPONSIBLE AGENCY	BUDGET	EXPENDITURES	CURRENT FISCAL YEAR EXPENDITURES	REMAINING BUDGET
X							
X	Berkely Ro: Matching funds for pedestrian bridge	safety	City of Clemson	\$ 80,000	\$ -		\$ 80,000
X	US 178 Guard Rail 2013-2014	safety	PCTC	\$ 100,000	\$ -	91,700	\$ 8,300
X	varles Maw Bridge and Madden Bridge Road intersection	Construction	PCTC	\$ 721,750	\$ 24,360	47,141	\$ 650,249
X	SC 93 & var On ramps and widen US 123	Safety	City of Clemson	\$ 1,015,000	\$ 761,255	207,972	\$ 45,773
X	Clayton Str New entrance and upgrades to SC 93	safety	PCTC	\$ 123,000	\$ -		\$ 123,000
X	Varles Signs	Signs	SCDOT	\$ 1,100	\$ 500	500	\$ 100
X	SC 11 Table Rock Pull-out	Construction	PCTC	\$ 40,000	\$ -		\$ 40,000
X	Ann Street Redesign Ann St. and Jones Avenue Intersection	safety	PCTC	\$1,779,171.00	\$156,407.00	65,471	\$ 1,557,293
X	Roy F. Jones Full Depth patching and thin lift asphalt	Maintenance	PCTC	\$288,000.00	\$0.00		\$ 288,000
X	Couch Lane Sidewalk and drainage upgrade	safety	City of Easley	\$380,000.00	\$370,391.00	9,600	\$ 9
X	Couch Lane Lighting for the Couch Lane project	safety	City of Easley	\$70,000.00	\$0.00		\$ 70,000
X	Edinburg Lane Reconstruct Edinburg Lane	Maintenance	PCTC	\$392,000.00	\$0.00	329,237	\$ 62,763
X	US 178 Guard Rail 2014-2015	safety	PCTC	\$100,000.00	\$0.00		\$ 100,000
X	US 178 sidewalks to the High School	safety	PCTC	\$488,707.44	\$35,853.00	69,847	\$ 383,007
	TOTALS			\$ 5,578,729	\$ 1,348,766	821,468	3,408,495

**STATE ROAD MATCH PROJECTS**

ROAD - ROUTE	PROJECT DESCRIPTION	WORK TYPE	RESPONSIBLE AGENCY	CTC PROGRAM MATCH FUNDS COMMITTED	EXPENDITURES	CURRENT FISCAL YEAR EXPENDITURES	REMAINING BUDGET	CURRENT FISCAL YEAR EXPENDITURES IN EXCESS OF MATCH AMOUNT*
				\$ -	\$ -	\$ -	\$ -	\$ -

EXPENDITURES FOR STATE ROAD PROJECTS AND MATCH PROJECTS IN EXCESS OF MATCH AMOUNT AS PERCENT OF TOTAL INCOME = 45.8%

\* Note: For match programs only CTC expenditures in excess of match amounts may be applied towards meeting the 25% requirement for expenditure on the state highway system

CTC Chairman: *Carl B. Bynum*  
 Date: 10-1-2014


**SALUDA COUNTY ANNUAL C FUND REPORT**  
**JULY 01, 2013– JUNE 30, 2014**  
**JULY , 2014**

**INCOME AND EXPENSES**

Balance of Funds as of July 1, 2013-----		\$ 1,059,522.14
Income:		
Funds Received for Period July 1, 2013 through June 30, 2014	\$	854,101.50
Interest Earned for Period July 1, 2013 through June 30, 2014	\$	3,940.90
Other Income (Returned Committed Funds)	\$	0.00
Sale of Plans	\$	0.00
Total Income -----		\$ 1,917,564.54
Expenses:		
Administrative expense	\$	32.00
State Projects Expenditures	\$	368,908.61
County Projects Expenditures	\$	806,475.70
Total Expenditures-----	\$	<u>1,175,416.31</u>
Balance of Funds as of June 30, 2014-----		\$ 742,148.23

**FUNDING COMMITMENTS**

Local Paving Projects	\$	406,590.00
State Road Projects	= \$	0.00
Total Committed Funds	\$	<u>406,590.00</u>
Total Uncommitted Funds Available for New Projects-----		\$ 335,558.23
Uncommitted Funds as Percent of Total Income = 18%		

  
 \_\_\_\_\_  
 CHAIRMAN OF THE SALUDA CTC

7-22-14

\*\*\*checks for uncommitted funds should be listed as other income under the income heading.



**LOCAL PAVING PROJECTS FY 2013-2014**

LOCAL ROUTE	PROJECT DESCRIPTION	WORK TYPE	RESPONSIBLE AGENCY	BUDGET	TOTAL EXPENDITURES	CURRENT FY EXPENDITURES	REMAINING BUDGET
C41- 128,106,295,379,384	Georgia Dr, Dutch Dr, Rebecca Dr, N. Windwood Acres Rd, Windwood Ct Arrowhead Dr, Spearpoint Loop,	Paving	PAV01-0230 CTC County	\$577,000.00	\$572,171.96	\$1,600.00	\$0.00 Closed/returned \$
C41- 462,463,443,471,139, 393,389,142, & 474	Wigwam Way, Hawk's Way, Greenview Dr, Woodside Dr, Woodberry Dr, Gwen Rd, & Melvin Rd	Paving	PAV01-0231 CTC County	\$676,137.58	\$675,337.58	\$671,637.58	\$800.00 Open
VARIOUS	Rocking RH0040	Graveling Roads	RH0040 R&B County	\$145,080.00	\$124,958.33	\$124,958.33	\$0.00 Closed/returned \$
VARIOUS	Calcium Chloride Proj.	CACL2 on Roads	CACL2-13 R&B County	\$20,790.00	\$12,414.27	\$8,279.79	\$0.00 Closed/returned \$
C41-217	Loop De Loop Rd. Bridge	Equipment Rental	RE001-2014 R&B County	\$2,500.00			\$0.00 Returned funds
Various	Calcium Chloride Proj.	CACL2 on Roads	CACL2-14 R&B County	\$20,790.00			\$20,790.00 Open
Various	Storm Drain CR001-2014	Culvert Replacement	CR001-2014 R&B County	\$260,000.00			\$260,000.00 Open
Various	Rocking RH0041	Graveling Roads	RH0041 R&B County	\$125,000.00			\$125,000.00 Open
<b>TOTALS</b>				<b>\$1,827,297.58</b>	<b>\$1,384,882.14</b>	<b>\$806,475.70</b>	<b>\$406,590.00</b>

EXPENDITURES FOR LOCAL PAVING PROJECTS AS PERCENT OF TOTAL INCOM 42%

MONIES FROM COMPLETED PROJECTS WILL BE FUNNELED BACK INTO ACTIVE MONIES

**STATE ROAD PROJECTS**

LOCAL ROUTE	PROJECT DESCRIPTION	WORK TYPE	RESPONSIBLE AGENCY	BUDGET	EXPENDITURES	CURRENT FY EXPENDITURES	REMAINING BUDGET
42300	S-245,156,27,116,162,51, &191	Rocking	SCDOT	\$73,686.60	\$73,686.60		
41804	US-378,S41-061	Resurfacing	SCDOT	\$350,001.00	\$350,001.00		
42497	s-264,112,176,42,288,289	Resurfacing	SCDOT	\$344,137.61	\$302,315.00	\$41,822.61	
27467	S-59 (US178-S431)	Resurfacing	SCDOT	\$326,586.00		\$326,586.00	
27482	US-378 & S-26	Crossroads Dedication	SCDOT	\$500.00		\$500.00	
<b>TOTALS</b>				<b>\$1,094,911.21</b>	<b>\$726,002.60</b>	<b>\$368,908.61</b>	<b><del>\$268,008.61</del></b>

EXPENDITURES FOR STATE ROAD PROJECTS AS PERCENT OF TOTAL INCOME 2%

CTC CHAIRMAN: \_\_\_\_\_

DATE: 7-22-14

2014 SPARTANBURG COUNTY CTC ANNUAL C FUND REPORT  
JULY 1, 2013 - JUNE 30, 2014

<u>INCOME AND EXPENSES</u>		
Balance of Funds as of July 1, 2013	-----	\$ 6,252,519
Income:		
Funds Received for Period July 1, 2013 through June 30, 2014	4,241,013	
Interest Earned for Period July 1, 2013 through June 30, 2014	19,970	
Total Income	-----	4,260,983
Expenses:		
Administrative Expenses	2,297	
Local Paving Project Expenditures	2,829,895	
State Road Project Expenditures	235,864	
Total Expenditures	-----	3,068,057
Balance of Funds as of June 30, 2014	-----	\$ 7,445,446
<u>FUNDING COMMITMENTS</u>		
Local Paving Projects	2,922,056	
State Road Projects	1,110,108	
Total Committed Funds	-----	4,032,164
Total Uncommitted Funds Available for New Projects	-----	\$ 3,413,282
Uncommitted Funds as Percent of Total Income =	80.1%	

**LOCAL ROAD PROJECTS**

LOCAL ROUTE	PROJECT DESCRIPTION	WORK TYPE	RESPONSIBLE AGENCY	BUDGET	TOTAL EXPENDITURES	CURRENT FISCAL YEAR EXPENDITURES	REMAINING BUDGET
09001 12382/11859	Glendale Bridge Restoration	Bridge - Foot Traffic	Spartanburg County	\$ 120,000.00	\$ 50,500.00	\$ -	\$ 69,500.00
10011 Municipal Street	FAIRFOREST RD BRIDGE REPLACEMENT	Bridge Replacement	City of Spartanburg	360,000.00	360,000.00	360,000.00	-
12011 US 176 @ 11867	US 176 & FRANK CLINTON RD INTERSECTION	Intersection Improvements	Spartanburg County	353,501.95	314,088.48	214,155.33	39,413.47
12014 County Portion	OLD BLACKSTOCK RD, FAIRFOREST WIDENING	Widen Roadway	Spartanburg County	484,998.13	183,098.13	100,314.80	301,900.00
13013	ASPHALT SURFACE AVANTI INDUSTRIAL DRIVE	Asphalt Surface Avanti Industrial Drive	Spartanburg County	68,000.00	60,491.00	-	7,509.00
13017 County Resurfacing	SPARTANBURG COUNTY ANNUAL RESURFACING	Resurfacing	Spartanburg County	1,190,801.50	1,190,801.50	822,039.57	-
13018 849	REPLACEMENT OF CULVERT B ON FOSTER ROAD	Replace Culvert B	Spartanburg County	19,126.00	19,126.00	19,126.00	-
13019 Lucille Drive	PIPE EXISTING DITCH TO ALLEVIATE EROSION/DRAINAGE	erosion/drainage	Town of Wellford/Spartanburg County	6,000.00	6,000.00	6,000.00	-
13022 Various	RESURFACING CITY OF SPARTANBURG STREETS	Resurfacing	City of Spartanburg	353,999.60	353,999.60	353,999.60	-
13023 1122	WIDEN BLALOCK ROAD @ HIGHWAY 9	Widen	Spartanburg County	343,218.51	42,604.24	26,852.02	300,614.27
13024 7466	REPLACEMENT OF RIVER FOREST BRIDGE	Construct Temporary and Permanent Bridge	Spartanburg County	490,523.84	2,023.84	2,023.84	488,500.00
14003 613	REPLACE CULVERT ON DRUMMOND ROAD	Replace Culvert	Spartanburg County	32,992.96	32,992.96	32,992.96	-
14005 11864 Church Street, Glendale	CONSTRUCT ROADWAY TURNING RADIUS	Construct roadway turning radius	Spartanburg County	15,200.00	15,200.00	15,200.00	-
14006 Various	COUNTY PAVEMENT PRESERVATION	rejuvenation	Spartanburg County	100,000.00	100,000.00	100,000.00	-
14009 2417	CART DRIVE BRIDGE REPLACEMENT	Bridge Replacement	City of Spartanburg	215,000.00	-	-	215,000.00
14010 8299	CAMBRIDGE DRIVE HYDROLOGY STUDY BY FEMA	Hydrology study	Spartanburg County	30,000.00	8,700.00	8,700.00	21,300.00
14012 Various	WAYFINDING SIGNS IN CLIFTON	Construct and erect wayfinding signs	Spartanburg County	4,558.00	4,558.00	4,558.00	-
14013 Various	MUNICIPAL RESURFACING	Resurface roadways	Spartanburg County	190,174.00	27,562.35	27,562.35	162,611.65
14014 Various	SPARTANBURG COUNTY RESURFACING	Resurface roadways	Spartanburg County	1,677,371.20	711,663.82	711,663.82	965,707.38
14016 822 (Clark Road)	REPAIR PAVEMENT ON CLARK ROAD	Resurfacing repairs	Spartanburg County	4,007.00	4,007.00	4,007.00	-
14017 Collette Street, Roebuck	REPAIR DRAINAGE ON COLLETE STREET	Install piping to correct drainage	Spartanburg County	20,700.00	20,700.00	20,700.00	-
14019 Various	MUNICIPAL RESURFACING CITY OF SPARTANBURG	Resurface streets in City of Spartanburg	City of Spartanburg	350,000.00	-	-	350,000.00
TOTALS				\$ 6,430,172.69	\$ 3,508,116.92	\$ 2,829,895.09	\$ 2,922,055.77

EXPENDITURES FOR LOCAL PROJECTS AS PERCENT OF TOTAL INCOME = 66.4%

**STATE ROAD PROJECTS**

ROAD - ROUTE	PROJECT DESCRIPTION	WORK TYPE	RESPONSIBLE AGENCY	BUDGET	EXPENDITURES	CURRENT FISCAL YEAR EXPENDITURES	REMAINING BUDGET
07022 Various	SIDEWALK INSTALLATION IN PACOLET	Sidewalks	Town	\$ 67,965.00	\$ 32,100.00	\$ -	\$ 35,865.00
10027 SC 9	HWY 9 ROADSIDE IMPROVEMENTS & SIGN	Roadside Improvements and Welcome Sign	Bolling Springs Beautification Committee	13,743.00	-	-	13,743.00
12008 S31 @ 1936	CANNONS CAMPGROUD RD TURNING LANES	Construct Turning Lanes	Spartanburg County	150,075.70	28,025.70	14,136.92	122,050.00
12015 S60	PROJECT 300	Roadway Improvements	Spartanburg County	295,584.27	295,584.27	7,200.00	-
12018 SC 150 & Sunny Acres Road	PACOLET RIVER GATEWAY ROUNDABOUT	Construct Roundabout	SCDOT	40,360.00	-	-	40,360.00
13010	CONNECT PACOLET GATE RIVER WALK WITH ROAD	Construction	Town of Pacolet	287,000.00	-	-	287,000.00
13012 S316/S522	TOWN OF LYMAN STREETScape	Town of Lyman Streetscape	Town of Lyman	50,000.00	50,000.00	50,000.00	-
13015 Highway 9	SOLAR MOUNT FLASHERS AT NEW PROSPECT FD	Installation	New Prospect Fire	7,350.00	7,350.00	7,350.00	-
13016 Highway 11	SOLAR MOUNT FLASHERS AT COOLEY SPRINGS FD	Installation	Cooloy Springs Fire Department	7,350.00	7,350.00	7,350.00	-
13020 Town of Reidville	PLACEMENT OF WAYFINDING & HISTORIAL SIGNS	Placement of Wayfinding & Historical Signs	Town of Reidville	14,000.00	-	-	14,000.00
13021 S 241	FULL DEPTH PATCH WOODBURN ROAD	Full Depth Patch	City of Spartanburg	49,280.00	49,280.00	49,280.00	-
14002 US 176	INSTALL/ADD SIGNAL HWY 176 @ MASON ROAD	Install/add signal	SCDOT	6,554.82	6,554.82	6,554.82	-
14004 SC 56	REPLACE/REPAIR CULVERT ON OLD FURNACE ROAD	Replace/repair culvert	Spartanburg County	26,581.73	26,581.73	26,581.73	-
14007 SC 56 (Union Street)	FABRICATE AND PLACEMENT OF DEDICATED SIGNAGE	signage	SCDOT	500.00	500.00	500.00	-
14008 S2995	IMPROVE INTERSECTION AT ROAD 57	Intersection Improvements	Spartanburg County	24,000.00	18,205.67	18,205.67	5,794.33
14011 S41	IMPROVE INTERSECTION ON NORTH BLACKSTOCK	Intersection Improvements	Spartanburg County	493,244.66	45,484.66	45,484.66	447,760.00
14015 221	REPAIR DRAINAGE ON ALABAMA AVENUE	Install piping to correct drainage	Spartanburg County	41,498.00	3,220.00	3,220.00	38,278.00
14018 S1258 & S1259	DEMOLISH/CONSTRUCT SIDEWALK ON	Demolish and reconstruct sidewalk	City of Spartanburg	47,602.80	-	-	47,602.80
14020 S645	RESURFANCE UNDERPASSES AND DRAINAGE REPAIR	storm drainage	SCDOT & Spartanburg County	46,248.00	-	-	46,248.00
14021 Various	INSTALL STREET AND WELCOME SIGNS	Install street signs and Welcome signs	Town of Cowpens	11,406.82	-	-	11,406.82
TOTALS				\$ 1,680,944.80	\$ 570,236.25	\$ 235,863.80	\$ 1,110,107.95

EXPENDITURES FOR STATE PROJECTS AS PERCENT OF TOTAL INCOME = 5.5%

CTC Chairman: Billy L. Parent  
 (Signature)

Date: 9-23-2014

Sumter County ANNUAL C FUND REPORT  
JULY 1, 2013 - JUNE 30, 2014

**INCOME AND EXPENSES**

Balance of Funds as of July 1, 2013		2,775,849.81
Auditor's Adjustments FY 2012 and FY 2013		-32,665.87
<b>CORRECTED BALANCE AS OF 6/30/2013</b>		<b>2,743,183.94</b>

Income:

Funds Received for Period July 1, 2013 through June 30, 2014		1,602,473.45
Interest Earned for Period July 1, 2013 through June 30, 2014		345.05
<b>Total Income</b>		<b>1,602,818.50</b>

Expenses:

Administrative Expenses		745.00
Local Paving Project Expenditures		1,758,500.51
State Road Project Expenditures		612,862.09
State Road Match Expenditures		
<b>Total Expenditures</b>		<b>2,372,107.60</b>
<b>Balance of Funds as of June 30, 2012</b>		<b>1,973,894.84</b>

**FUNDING COMMITMENTS**

Local Paving Projects		421,693.84
State Road Projects		70,170.94
State Road Match Projects		0.00
<b>Total Committed Funds</b>		<b>491,864.78</b>
<b>Total Uncommitted Funds Available for New Projects</b>		<b>1,482,030.06</b>

**LOCAL ROAD PROJECTS**

LOCAL ROUTE	PROJECT DESCRIPTION	WORK TYPE	RESPONSIBLE AGENCY	BUDGET	TOTAL EXPENDITURES	CURRENT EXPENDITURES	REMAINING BUDGET
	Theater Drive	Grade, Drain, Pave	City of Sumter	\$ 36,701.25	\$ 36,701.25	\$ 36,701.25	\$ -
	Brown Street, Wall Street, Poinsett Drive, Cherry Street, Farmers Telephone Road, Gulf Avenue	Resurfacing	City of Sumter	\$ 459,000.00	\$ 223,224.96	\$ 223,224.96	\$ 235,775.04
	Sumter County Administration Building Parking Lot	Grade, Pave	Sumter County	\$ 150,678.60	\$ 150,678.60	\$ 150,678.60	\$ -
	Buckhorn Road, Burnt Gin Road, Furman Cove, McCrays Mill Road, Rockdale Blvd, Sally Street, Sandra Court, Wedgelake Drive	Grade, Drain, Pave	Sumter County	\$ 1,466,049.50	\$ 1,280,130.70	\$ 1,280,130.70	\$ 185,918.80
	Buckhorn Road, Burnt Gin Road, Furman Cove, McCrays Mill Road, Rockdale Blvd, Sally Street, Sandra Court, Wedgelake Drive	Engineering	Sumter County	\$ 67,765.00	\$ 67,765.00	\$ 67,765.00	\$ -
	Totals for Local Paving Projects			\$ 2,180,194.35	\$ 1,758,500.51	\$ 1,758,500.51	\$ 421,693.84

EXPENDITURES FOR LOCAL PARVING PROJECTS AS PERCENT OF TOTAL INCOME=

109.71%

**STATE ROAD PROJECTS**

ROAD ROUTE	PROJECT DESCRIPTION	WORK TYPE	RESPONSIBLE AGENCY	BUDGET	TOTAL EXPENDITURES	CURRENT EXPENDITURES	REMAINING BUDGET
	Salem Avenue, Artillery Drive, Snowden Street, Plowden Mill, Paisley Park, Guignard Drive, Manning Avenue, Haynsworth Street & Calhoun Street	Resurface	City of Sumter	\$544,000.00	\$ 473,829.06	\$ 473,829.06	\$ 70,170.94
	Road Dedication Sign - Mozingo Crossroads	Sign	SCDOT	\$500.00	\$ 500.00	\$ 500.00	\$ -
	State Road Project C PCN 42798	Resurface	SCDOT	\$138,533.03	\$ 138,533.03	\$ 138,533.03	\$ -
	Totals for State Paving Projects			\$139,033.03	\$ 612,862.09	\$ 612,862.09	\$ 70,170.94

EXPENDITURES FOR STATE PARVING PROJECTS AS PERCENT OF TOTAL INCOME=

38.24%

CTC Chairman: \_\_\_\_\_

CTC Date: \_\_\_\_\_

*[Handwritten Signature]*  
*[Handwritten Date: 10-6-19]*

York County Annual C Fund Report

July 1, 2013 - June 30, 2014

Report Date = September 23, 2014

**INCOME AND EXPENSES**

Balance of Funds as of July 1, 2013			\$	11,049,450.68
Income:				
Funds Received for Period July 1, 2013 through June 30, 2014	\$	3,806,265.37		
Interest Earned for Period July 1, 2013 through June 30, 2014	\$	18,051.87		
DOT Project Funds Returned - Projects under Budget	\$	416,294.83		
Total Income			\$	4,240,612.07
Expenses:				
Administrative Expenses				
Local Road Project Expenditures	\$	2,060,002.59		
State Road Project Expenditures	\$	626,821.20		
State Road Match Expenditures		\$0.00		
Total Expenditures			\$	2,686,823.79
Balance of Funds as of June 30, 2014			\$	12,603,238.96

**FUNDING COMMITMENTS**

Local Paving Projects	\$	3,257,965.67		
State Road Projects	\$	6,673,260.00		
State Road Match Projects		\$0.00		
Total Committed Funds			\$	9,931,225.67
Total Uncommitted Funds Available for New Projects			\$	2,672,013.29

**LOCAL PAVING PROJECTS**

Local Route	Approval Year	Project Description	Work Type	Responsible Agency	Budget	Total Expenditures	Current Fiscal Year Expenditures	Remaining Budget
Moss Lake Drive, Tanners Road, Dove Hill Lane, Nealy Road, Humphries Road, Mason Montgomery Road, Bonner Horton Road, Wilson Chappell Road, Lind Harot Lane, Llibc Drive, Canadian Drive, Canipe Road	2013-2014	CF 13-14 PW Calcium Chloride Project	Calcium Chloride	York County (PW)	\$ 15,590.00	\$ -	\$ -	\$ 15,590.00
Green Street Parking Lot, Community Center Drive, Barnette Road, Road to Fire Department, Hickory Grove Fire Sub Parking Lot, Orchard Lane, Old Depot Road	2012-2013	CF 12-13 PW	Paving	York County (PW)	\$ 63,012.43	\$ 52,592.62	\$ 52,592.62	\$ 10,419.81
Rainey Street Parking	2013-2014	CF 13-14 PW	Paving	York County (PW)	\$ 35,000.00	\$ -	\$ -	\$ 35,000.00
Seaside Drive	2009-2010	CF 09-10 EN	Paving	York County (EN)	\$ 14,404.00	\$ -	\$ -	\$ 14,404.00
Evergreen Road	2012-2013	CF 12-13 En	Resurfacing	York County (EN)	\$ 100,000.00	\$ -	\$ -	\$ 100,000.00
Snapper Point and Spinnaker Drive	2012-2013	CF 12-13 TC	Resurfacing	City of Tega Cay	\$ 129,568.59	\$ 129,568.59	\$ 129,568.59	\$ -
Palmyra Drive, Mai Kai Way, Tana Tea Circle, Harco Court	2013-2014	CF 13-14 TC	Resurfacing	City of Tega Cay	\$ 336,525.99	\$ -	\$ -	\$ 336,525.99
Knightsbridge Intersections, Morrow Bradford Drive, Cemetery Road, Gateway Farm Road, Corporate Boulevard, Dogwood Drive	2012-2013	CF 12-13 EN (Project A) Resurfacing Project	Resurfacing	York County (EN)	\$ 359,713.70	\$ 359,713.70	\$ 181,613.20	\$ -
Gringley Hill Road, Pine Bluff Court, Coralstone Drive, Industrial Park Lane, Landmark Drive, McKenzie Street, Sharonview Street, Felle Street	2012-2013	CF 12-13 EN (Project B) Project	Resurfacing	York County (EN)	\$ 576,028.70	\$ 576,028.70	\$ 576,028.70	\$ -
Benfield Road, Blowing Rock, Crown Ridge, Glenview Street, Doo Ridge Road, AO Jones, Starlight Drive, Regent Parkway	2013-2014	CF 13-14 EN Resurfacing	Resurfacing	York County (EN)	\$ 547,110.00	\$ -	\$ -	\$ 547,110.00
Voyager Road, McCorkle Street, Hoodtown Road, Porter Hill Lane, Old Driest Road, Taylor's Creek Road	2012-2013	CF 12-13 EN Paving Project	Gravel Road Paving	York County (EN)	\$ 455,789.25	\$ 241,323.49	\$ 241,323.49	\$ 214,465.76
Cypress Road, Beaver Creek Trail, Sheffield Drive, Purgatory Ridge, Fairway Road, Pittman Lane, Erby Road, Arrow Road, Brookview Road	2013-2014	CF 13-14 EN Gravel Road Paving	Paving	York County (EN)	\$ 839,000.00	\$ -	\$ -	\$ 839,000.00
Project Labrador	2012-2013	CF 12-13 ED		York County (ED)	\$ 267,000.00	\$ 267,000.00	\$ 267,000.00	\$ -
S. Jones Street, S. Confederate Street, Wilson Street, Ghent Court, Steeplechase Drive, Cedar Street, Deas Street	2011-2012	CF 11-12 RH Resurfacing	Resurfacing	City of Rock Hill	\$ 576,702.56	\$ 436,117.95	\$ 436,117.95	\$ 140,584.61
Pendleton Street, Arlington Avenue, Glenn Street, Haglin Street, Fieldcrest Circle, Summers Glen, Aldorsgate Road, Hill Top Road, Catawba Avenue	2012-2013	CF 12-13 RH Resurfacing	Resurfacing	City of Rock Hill	\$ 757,535.34	\$ 175,758.04	\$ 175,758.04	\$ 581,777.30
Pulham Wood Drive, Chelveston Drive, Brentfield Drive, Breckenwood Drive, Brookplains Court, Arbor View Drive	2013-2014	CF 13-14 RH Resurfacing	Resurfacing	City of Rock Hill	\$ 423,088.20	\$ -	\$ -	\$ 423,088.20
<b>TOTALS</b>					<b>\$ 5,496,068.76</b>	<b>\$ 2,238,103.09</b>	<b>\$ 2,050,002.59</b>	<b>\$ 3,257,965.67</b>
EXPENDITURES FOR LOCAL PAVING PROJECTS AS PERCENT OF TOTAL INCOME =					53%	48.58%	77%	




STATE ROAD PROJECTS

Road-Route		Project Description	Work Type	Responsible Agency	Budget	Expenditures	Current Fiscal Year Expenditures	Remaining Budget
Sutton Road	2010-2011	TEP Grant	Sidewalk	SCDOT	\$ 60,001.03	\$ 60,000.00	\$ 55,000.00	\$ 1.03
Toxa Cay Sidewalk	2011-2012	CF 11-12 SC	Sidewalk	SCDOT	\$ 17,546.25	\$ -	\$ -	\$ 17,546.25
Hurbert Graham Parkway	2006-2007	CF 06-07 SC	Match Improvements	SCDOT	\$ 91,605.00	\$ -	\$ -	\$ 91,605.00
Holbrook Road	2012-2013	CF 12-13 SC	Resurfacing	SCDOT	\$ 360,000.00	\$ -	\$ -	\$ 360,000.00
Banks Street	2012-2013	CF 12-13 SC	Resurfacing	SCDOT	\$ 210,000.00	\$ -	\$ -	\$ 210,000.00
Heckle Boulevard	2010-2011		Sidewalk	SCDOT	\$ 18,000.00	\$ -	\$ -	\$ 18,000.00
Heckle Boulevard	2010-2011		Air Quality Study	SCDOT	\$ 7,000.00	\$ -	\$ -	\$ 7,000.00
Waterford	2013-2014	CF 13-14 ED	New Roadway	Rock Hill	\$ 332,473.00	\$ -	\$ -	\$ 332,473.00
Sutton Road	2012-2013		Resurfacing	SCDOT	\$ 90,000.00	\$ -	\$ -	\$ 90,000.00
Rich Street, Marshall Street, Glenn Street, Downey Street, Montclair Drive, Linwood Street, Sandy Court, Culp Street, Evans Avenue, Adkins Avenue Daus Street	2011-2012	CF 11-12 RH Resurfacing	Resurfacing	City of Rock Hill	\$ 633,509.31	\$ 520,926.14	\$ 520,926.14	\$ 112,583.17
Ignor Street, Stadium Street, Hoyle Street, Taylor Street, Blaka Street, Timber Lane, Fairway Circle Bynum Street, Cummings Street, Maple Street, Smith Street, Gettys Street, Lakeview Drive, Timberlake Drive, Cherokee Avenue	2012-2013	CF 12-13 RH Resurfacing	Resurfacing	City of Rock Hill	\$ 937,105.61	\$ 49,335.66	\$ 49,335.66	\$ 887,769.95
Green Street, Spruce Street, Blackburn Street, Rabbit Run, Creekwood Drive	2013-2014	CF 13-14 EN	Resurfacing	York County (EN)	\$ 613,253.00	\$ -	\$ -	\$ 613,253.00
Elm Street, Hampshire Lane, Little Mountain Road, Parkview Street, Ole Cambridge Circle, Railroad Avenue, Schuyler Avenue, Flint Street, Barnes Street, Hampton Ridge Road, Springdale Road, Woodhaven Road, Still Avenue	2013-2014	CF 13-14 SC	Resurfacing	SCDOT	\$ 2,560,767.00	\$ -	\$ -	\$ 2,560,767.00
Hickory Grove Sidewalk Project	2012-2013	CF 12-13 EN	Sidewalk	York County (EN)	\$ 85,000.00	\$ 59.40	\$ 59.40	\$ 84,940.60
River Oaks Road S-1617	2011-2012	CF 11-12 SC	Surfacing	SCDOT	\$ 359,000.00	\$ 315,000.00	\$ -	\$ 44,000.00
Paradise Community Improvement Project	2013-2014	CF 13-14 AD	Water, Sidewalk, roadway & curb	SCDOT	\$ 75,000.00	\$ -	\$ -	\$ 75,000.00
Bossle Moody Lawrence Memorial Sign	2012-2013	CF 12-13 SC	Sign	SCDOT	\$ 500.00	\$ 500.00	\$ 500.00	\$ -
Exra DeWitt Memorial Sign	2012-2013	CF 12-13 SC	Sign	SCDOT	\$ 500.00	\$ 500.00	\$ 500.00	\$ -
Hugh J Love Memorial Sign	2012-2013	CF 12-13 SC	Sign	SCDOT	\$ 500.00	\$ 500.00	\$ 500.00	\$ -
Allison Creek Industrial Park ARVA	2011-2012	CF 11-12 ED	Roadway Improvements		\$ 750,000.00	\$ -	\$ -	\$ 750,000.00
Project Orange - Shutterfly	2012-2013	CF 12-13 ED	Roadway Improvements	SCDOT/City of Rock Hill	\$ 78,000.00	\$ -	\$ -	\$ 78,000.00
Allocated Pennies	2010-2011	CF 10-11 ED	Roadway Improvements	York County/SCDOT	\$ 90,321.00	\$ -	\$ -	\$ 90,321.00

TOTALS \$ 7,620,081.20 \$ 946,821.20 \$ 625,821.20 \$ 6,673,260.00  
 EXPENDITURES FOR STATE ROAD PAVING PROJECTS AS PERCENT OF TOTAL INCOME = 22.33% 14.78% 157%

TOTALS \$ 13,116,149.96 \$ 3,184,924.29 \$ 2,686,823.79 \$ 9,931,225.67

EXPENDITURES FOR STATE ROAD PROJECTS AND MATCH PROJECTS IN EXCESS OF MATCH AMOUNT AS PERCENT OF TOTAL INCOME = 0.0%

CTC CHAIRMAN:   
 DATE: 9-26-14