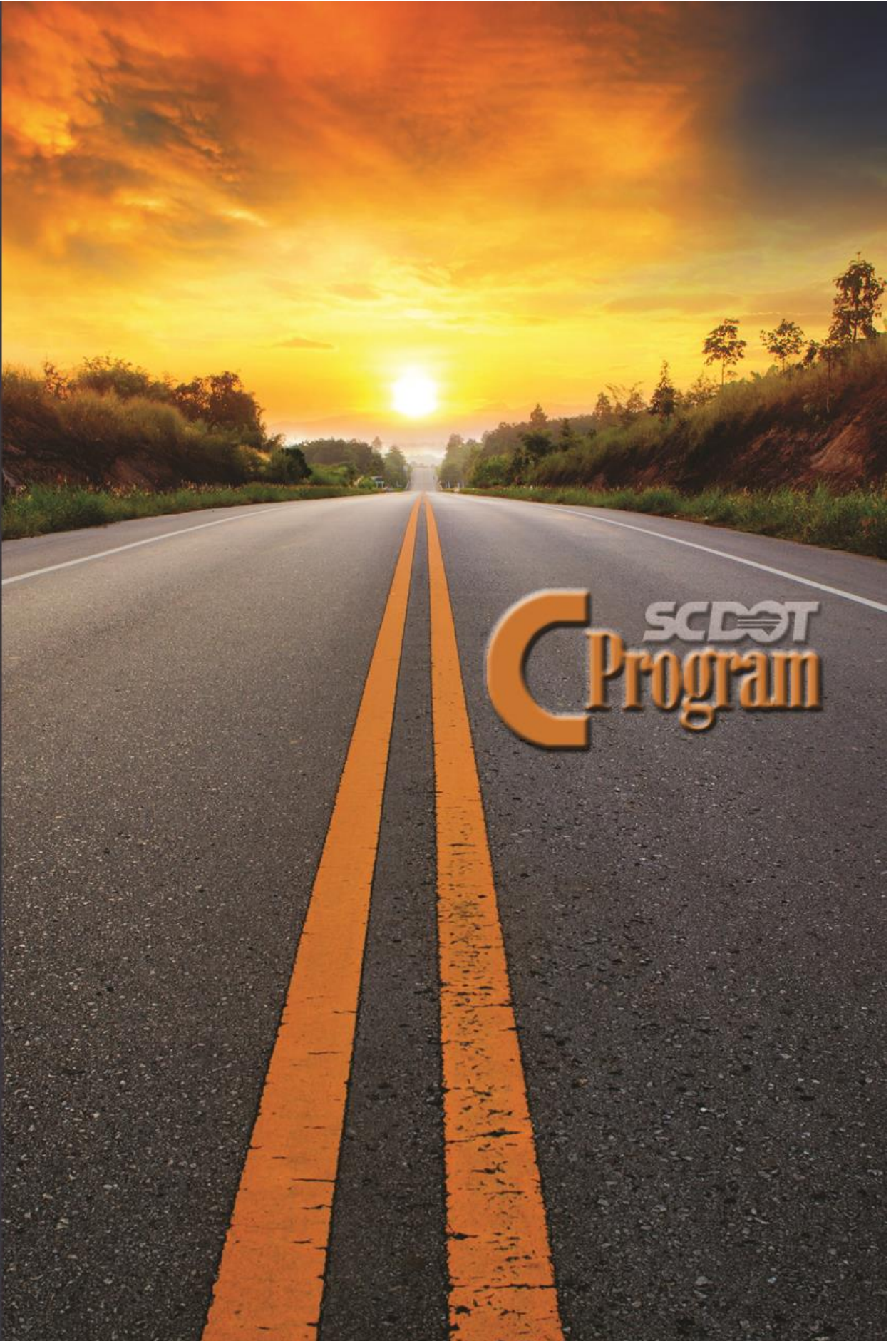


ANNUAL REPORT 2014-2015



SCDOT
Program

Summary Report for the C Fund Program 2014/2015 State Fiscal Year

C Program Background:

Public roads and highways are the infrastructure for growth in South Carolina and building and maintaining them is a tremendous responsibility. The South Carolina Department of Transportation (SCDOT), like all state DOTs across the country, has quickly learned that the job is too big to accomplish without partners. The C Program is a long-established partnership between the SCDOT and the forty six counties of South Carolina to fund the improvements of state roads, county roads, city streets and other local transportation projects. It is successful because local leaders and citizens alike are willing to step up and work with SCDOT to meet the needs of their communities. Financial resources for roads and bridges are precious as the requirements far exceed available funding. SCDOT values the hard work and commitment of County Transportation Committee (CTC) members working with civic leaders to use these resources prudently for the advancement of local transportation projects. Sections A and B of South Carolina Code of Laws, §12-28-2740 (the C fund statute) state that two and sixty-six one-hundredths cents a gallon of the user fee on gasoline must be deposited with the State Treasurer and used in furtherance of a countywide transportation plan adopted by CTCs throughout the state.

Annual Report:

The nineteen County Transportation Committees listed in this report administered C Funds for their respective counties during the 2014/2015 state fiscal year. The individual county reports contained herein were prepared by each CTC and submitted to SCDOT. These individual reports have been compiled and are being submitted to the General Assembly as required by Section D of South Carolina Code of Laws §12-28-2740.

All nineteen CTCs programmed a sufficient quantity of transportation related projects on the state highway system to ensure compliance with the law. The annual reports demonstrate that collectively the nineteen self-administered CTCs expended \$20,767,685 on the state highway system in the 2014/2015 state fiscal year compared to \$9,882,802 in the 2013/2014 state fiscal year. The data also illustrates forty nine percent of CTCs apportionments were spent on the state system this year compared to last year's twenty nine percent, although only twenty five percent of their apportionments are required to be expended according to state law. Furthermore, the balance of uncommitted funds carried forward from one year into the next did not exceed three hundred percent of the county's total apportionment for the most recent year as required by Section D of the South Carolina Code Section.


Projections for the 2015/2016 State Fiscal Year:

At the beginning of the state's fiscal year, SCDOT sends each CTC Chairman the Committee's projected income for the upcoming year. This information is used for their transportation planning purposes during the course of the year. The projected revenue from the sale of gasoline allocated to the C Fund program for the current 2015/2016 state fiscal year is expected to be \$71,300,000. Minor increases or decreases in revenue that may occur can be attributed to modest fluctuations in the price and consumption of gasoline. It is expected any marginal variations in income to the CTCs typically would not translate into changes from the previous year in the number or magnitude of transportation related improvement projects being constructed throughout South Carolina. SCDOT's C Program Administration Office has worked very closely with all CTCs to ensure their transportation plans are current and applicable to the requirements stipulated in the C fund statute.

Earlier this year the South Carolina General Assembly passed legislation (H.4230), which resulted in the authorization of \$216,329,114 in additional one-time (non-recurring) funding for the CTC program. Individual CTC's portion of the additional funding was determined in accordance with the allocation formula stipulated in the C fund statute. The new legislation specified CTCs shall utilize all of the non-recurring funds for use on the state-owned secondary road system for paving, rehabilitation, resurfacing, and/or reconstruction, and bridge repair, replacement, or reconstruction. No funds from this allocation are to be used for any road, bridge, or highway that is not part of the state owned system. In an effort to assist the CTCs in identifying potential projects, the South Carolina Department of Transportation (SCDOT) evaluated the secondary roads and bridges in each county using objective and quantifiable factors in a similar manner as was done to identify candidate projects for our own ACT 114 compliant resurfacing program. A list of candidates was provided to each CTC for their information. This list was not meant to bind the CTC, but to simply provide a starting point for the CTCs as they began their deliberations on selecting resurfacing projects.

Questions regarding the C Program can be directed to SCDOT's C Program Administrator, Herbert J. Cooper @ 803-737-0230.

**REPORT TO THE GENERAL ASSEMBLY
C FUND EXPENDITURES
FOR
SELF ADMINISTERED
COUNTY TRANSPORTATION COMMITTEES
JULY 1, 2014– JUNE 30, 2015**



ANDERSON COUNTY
BEAUFORT COUNTY
BERKELEY COUNTY
CHARLESTON COUNTY
CHEROKEE COUNTY
CHESTER COUNTY
CLARENDON COUNTY
COLLETON COUNTY
EDGEFIELD COUNTY
GREENVILLE COUNTY

GREENWOOD COUNTY
LANCASTER COUNTY
LAURENS COUNTY
LEXINGTON COUNTY
PICKENS COUNTY
SALUDA COUNTY
SPARTANBURG COUNTY
SUMTER COUNTY
YORK COUNTY

LISTING OF COUNTIES ADMINISTERING C FUNDS

- Section 1: Anderson County Transportation Committee
- Section 2: Beaufort County Transportation Committee
- Section 3: Berkeley County Transportation Committee
- Section 4: Charleston County Transportation Committee
- Section 5: Cherokee County Council
- Section 6: Chester County Council
- Section 7: Clarendon County Council
- Section 8: Colleton County Transportation Committee
- Section 9: Edgefield County Transportation Committee
- Section 10: Greenville County Transportation Committee
- Section 11: Greenwood County Transportation Committee
- Section 12: Lancaster County Transportation Committee
- Section 13: Laurens County Transportation Committee
- Section 14: Lexington County Council
- Section 15: Pickens County Transportation Committee
- Section 16: Saluda County Transportation Committee
- Section 17: Spartanburg County Transportation Committee
- Section 18: Sumter County Transportation Committee
- Section 19: York County Transportation Committee

ANDERSON CTC ANNUAL C FUND REPORT
JULY 1, 2014 - JUNE 30, 2015

INCOME AND EXPENSES

Balance of Funds as of July 1, 2014	\$ 3,086,443
<hr/>	
Income:	
Funds Received for Period July 1, 2014 through June 30, 2015	\$ 3,941,472
Interest Earned for Period July 1, 2014 through June 30, 2015	\$ 1,053
Total Income	\$ 3,942,524

Expenses:

Administrative Expenses	\$ 2,000
Bank Fees	\$ 83
Local Paving Project Expenditures	\$ 864,186
State Road Project Expenditures	\$ 1,064,022
Total Expenditures	\$ 1,930,291
Balance of Funds as of June 30, 2015	\$ 5,098,676

FUNDING COMMITMENTS

Local Paving Projects	\$ 2,613,676
State Road Projects	\$ 945,893
Total Committed Funds	\$ 3,559,769
Total Uncommitted Funds Available for New Projects	\$ 1,538,907
Uncommitted funds as a percentage of Total Income	39.03%

Note: Typically all funds available are programmed. Uncommitted funds reflected are mainly due to timing issues.

LOCAL PAYING PROJECTS

Note: Actual expenditures can reflect multiple fiscal years.

LOCAL ROUTE	PROJECT DESCRIPTION	WORK TYPE	RESPONSIBLE AGENCY	BUDGET	TOTAL EXPENDITURES	CURRENT FISCAL YEAR EXPENDITURES	REMAINING BUDGET
various	Resurfacing of various roads in Anderson County	resurface	Anderson City	\$ 1,664,800	\$ 95,964	\$ 95,964	\$ 1,568,836
various	Resurface & Sidewalk repair IV Church St	repair/resurface	Anderson City	\$ 38,943	\$ -	\$ -	\$ 38,943
various	Stormwater project, Jordan St paving	resurface	Belton	\$ 12,000	\$ 2,627	\$ -	\$ 9,373
	various Roads in Iva	resurface	Iva	\$ 115,798	\$ 88,463	\$ 88,463	\$ 27,335
C-08-0073	Green Pond Landing	FDP	Anderson City	\$ 135,000	\$ 132,333	\$ 132,333	\$ 2,667
HP-19-1756	U. St. & Wilkerson Blvd	resurface	Honea Path	\$ 238,789	\$ -	\$ -	\$ 238,789
C-08-0073	Green Pond Landing-Perimeter Road paving	FDP	Anderson City	\$ 119,000	\$ 119,000	\$ 119,000	\$ -
various	Roads in city of Anderson	resurface	City of Anderson	\$ 234,241	\$ 136,212	\$ 136,212	\$ 98,029
various	Roads in City of Belton	resurface	City of Belton	\$ 198,175	\$ 158,069	\$ 144,259	\$ 40,116
HP-19-1743	South Shirley Avenue	resurface	Honea Path	\$ 98,000	\$ 6,542	\$ 6,542	\$ 91,458
WM-07-2083	Woodmere Court	resurface	City of Williamston	\$ 425,000	\$ 33,833	\$ 33,833	\$ 391,167
WM-07-1974	Elison Street/Hill Ave	repair/resurface	City of Williamston	\$ 165,049	\$ 102,116	\$ 103,116	\$ 61,933
various	Pleasant Water/Sewer Project	resurface	Anderson City	\$ 285,565	\$ 1,045	\$ 1,045	\$ 284,520
TOTALS				\$ 3,729,880	\$ 1,115,984	\$ 864,166	\$ 2,613,876


EXPENDITURES FOR LOCAL PAYING PROJECTS AS PERCENT OF TOTAL INCOME = 21.9%

STATE ROAD PROJECTS

Note: Actual expenditures can reflect multiple fiscal years.

ROAD ROUTE	PROJECT DESCRIPTION	WORK TYPE	RESPONSIBLE AGENCY	BUDGET	EXPENDITURES	CURRENT FISCAL YEAR EXPENDITURES	REMAINING BUDGET
various	resurface various state roads in Anderson County	Resurface	SCOT	\$ 1,020,224	\$ 1,020,224	\$ 1,020,224	\$ -
various	resurface various state roads in Anderson County	resurface	ACTC	\$ 989,891	\$ 43,798	\$ 43,798	\$ 946,093
TOTALS				\$ 2,009,815	\$ 1,064,022	\$ 1,064,022	\$ 946,093

EXPENDITURES FOR STATE ROAD PROJECTS AS PERCENT OF TOTAL INCOME = 26.69%

CTC Chairman:  (Signature)

Date: 9/28/16

BEAUFORT COUNTY ANNUAL C FUND REPORT
JULY 1, 2014- JUNE 30, 2015

10/1/2015

INCOME AND EXPENSES

Balance of Funds as of July 1, 2014	\$2,448,651
<hr style="border-top: 1px dashed black;"/>	
Income:	
Funds Received for Period July 1, 2014 through June 30, 2015	\$2,687,605
Interested Earned for Period July 1, 2014 through June 30, 2015	\$2,060
Total Income	\$2,689,665

Expenses:

Administrative Expenses	\$1,883
Local Paving Project Expenditures	\$1,389,722
State Road Project Expenditures	\$1,375,720
Total Expenditures	\$2,767,325
Balance of Funds as of June 30, 2015	\$2,370,991

FUNDING COMMITMENTS

Local Paving Projects	\$1,275,955
State Road Projects	\$0
Total Committed Funds	\$1,275,955
Total Uncommitted Funds Available for New Projects	\$1,095,036

BEAUFORT COUNTY ANNUAL C FUND REPORT
 JULY 1, 2014 - JUNE 30, 2015

10/1/2015

LOCAL PAVING PROJECTS

LOCAL ROUTE	PROJECT DESCRIPTION	WORK TYPE	RESPONSIBLE AGENCY	BUDGET	TOTAL EXPENDITURES	CURRENT FY EXPENDITURES	REMAINING BUDGET
Contract 46	Halifax Dr, Coleman Rd, Queens Rd, CeeCee Rd	Paving/Drainage	County	\$1,181,774	\$1,181,774	\$192,694	\$0
Contract 48	Wimbee Landing Rd, Huspah Dr	Paving/Drainage	County	\$1,161,903	\$1,066,925	\$1,066,925	\$94,978
Contract 49	Huspah Court S, Huspah Court N, Hobcaw Dr, Gator Ln, Turtle Ln, Major Rd	Paving/Drainage	County	\$1,311,080	\$130,103	\$130,103	\$1,180,977
Total Local Paving Projects				\$3,654,757	\$2,378,802	\$1,389,722	\$1,275,955

EXPENDITURES FOR LOCAL PAVING PROJECTS AS PERCENT OF TOTAL INCOME= 51.6%

BEAUFORT COUNTY ANNUAL C FUND REPORT
 JULY 1, 2014 - JUNE 30, 2015

10/1/2015

STATE ROAD PROJECTS

ROAD-ROUTE	PROJECT DESCRIPTION	WORK TYPE	RESPONSIBLE AGENCY	BUDGET	TOTAL EXPENDITURES	CURRENT FY EXPENDITURES	REMAINING BUDGET
S-7-287 & S-7-40	BCTC 25% Allocation FY 2014-2015 Contribution for SCDOT Road Resurfacing PO28490 Broad River Drive & Joe Frazier Road	Resurfacing	SCDOT	\$1,375,720	\$1,375,720	\$1,375,720	\$0
TOTALS				\$1,375,720	\$1,375,720	\$1,375,720	\$0

EXPENDITURES FOR STATE ROAD PROJECTS AS PERCENT OF TOTAL INCOME = 51.1%

CTC Chairman Irvin Campbell
 Irvin Campbell
 Date: 9/30/15

BERKELEY COUNTY CTC ANNUAL C FUND REPORT
 JULY 1, 2014 - JUNE 30, 2015

INCOME AND EXPENSES

Balance of Funds as of July 1, 2014	\$ 9,287,569.38
<hr style="border-top: 1px dashed black;"/>	
Income:	
Funds Received for Period July 1, 2014 through June 30, 2015	\$ 2,581,534.46
Interest Earned for Period July 1, 2014 through June 30, 2015	\$ 1,782.27
Closed Local/State Projects	\$ 446,919.63
SC Proviso	\$ 534,000.00
Total Income	<u>\$ 3,564,236.36</u>
<hr style="border-top: 1px dashed black;"/>	
Expenses:	
Administrative Expenses	\$ 1,357.84
Local Paving Project Expenditures	\$ 784,569.23
State Road Project Expenditures	\$ 2,441,675.00
Total Expenditures	<u>\$ 3,227,602.07</u>
Balance of Funds as of June 30, 2015	<u>\$ 9,624,203.67</u>
<hr style="border-top: 1px dashed black;"/>	
<u>FUNDING COMMITMENTS</u>	
Local Paving Projects	\$ 2,848,635.31
State Road Projects	\$ 650,500.00
Total Committed Funds	<u>\$ 3,499,135.31</u>
Total Uncommitted Funds Available for New Projects	<u>\$ 6,125,068.36</u>

LOCAL PAVING PROJECTS


LOCAL ROUTE	PROJECT DESCRIPTION	WORK TYPE	RESPONSIBLE AGENCY	BUDGET	TOTAL EXPENDITURES	FY17/18 EXPENDITURES	REMAINING BUDGET
04 B 005	Cyns Lane	Right of Way Acq	Berkeley County	\$ 15,000.00	\$ -	\$ -	\$ 15,000.00
04 B 008	Iby Drive	Right of Way Acq	Berkeley County	\$ 15,000.00	\$ -	\$ -	\$ 15,000.00
04 B 010	Jay Drive	Right of Way Acq	Berkeley County	\$ 15,000.00	\$ 1,252.67	\$ -	\$ 13,747.33
04 B 013	Holiday Drive	Repair & Resurfacing Sidewalks & Related Improvements	Berkeley County	\$ 327,200.00	\$ -	\$ -	\$ 327,200.00
09 B 006	Sungarwe Parkway Sidewalk	Improvements Sidewalks & Related	Berkeley County	\$ 9,875.00	\$ -	\$ -	\$ 9,875.00
09 B 007	Temake Drive Sidewalk	Improvements Sidewalks & Related	Berkeley County	\$ 4,850.00	\$ -43,338.24	\$ 392.94	\$ (836.24)
09 B 008	Longstreet Street Sidewalk	Improvements Sidewalks & Related	Berkeley County	\$ 19,250.00	\$ -	\$ -	\$ 19,250.00
09 B 009	Seavergard Road Sidewalk	Improvements Sidewalks & Related	Berkeley County	\$ 19,300.00	\$ -	\$ -	\$ 19,300.00
09 B 012	Gainesborough Drive	Improvements	Berkeley County	\$ 858,000.00	\$ 11,127.80	\$ 6,844.75	\$ 838,872.10
10 M 001	Mickes Corner Recreation Complex Road	Road Construction Paving & related	Town of MC	\$ 235,000.00	\$ -	\$ -	\$ 235,000.00
10 B 003	Trinity Church Road	Improvements	Berkeley County	\$ 870,000.00	\$ 857,293.20	\$ 737,081.77	\$ (227,293.20)
10 H 004	Tanner Plantation Trail	Multipurpose Trail	City of Oakland	\$ 69,400.00	\$ -	\$ -	\$ 69,400.00
10 S 008	Plantation North Trail - Phase 2	Multipurpose Trail	Creek	\$ 17,887.99	\$ 17,887.99	\$ -	\$ -
11 B 004	Hammel Circle	Repair & Resurfacing	Berkeley County	\$ 125,000.00	\$ 145,973.16	\$ 15,593.60	\$ (20,373.16)
11 B 005	County Road Resurfacing - 2011	Repair & Resurfacing Engineering & Jkl	Berkeley County	\$ 584,600.00	\$ 43,555.59	\$ 444.13	\$ 481,064.61
12 B 001	Gainesborough Drive Design Revision	Engineering & related	Berkeley County	\$ 50,000.00	\$ -	\$ 4,107.04	\$ 7,880.97
14 B 001	2014-Local Street Resurfacing	Repair & Resurfacing	Berkeley County	\$ 1,150,000.00	\$ -	\$ -	\$ 1,150,000.00
14 G 004	Westview Blvd Trail	Multipurpose Trail		\$ 20,000.00	\$ -	\$ 20,000.00	\$ -
TOTALS				\$ 4,223,272.93	\$ 1,324,637.68	\$ 784,569.23	\$ 2,848,635.31

EXPENDITURES FOR LOCAL PAVING PROJECTS AS PERCENT OF TOTAL INCOME = 22.0%

STATE ROAD PROJECTS

ROAD ROUTE	PROJECT DESCRIPTION	WORK TYPE	RESPONSIBLE AGENCY	BUDGET	TOTAL EXPENDITURES	CURRENT FISCAL YEAR EXPENDITURES	REMAINING BUDGET
S-128	10 D 005 Mendel Rivers Rd	Repair & resurfacing	SCDOT	\$ 366,000.00	\$ -	\$ -	\$ 366,000.00
S-708	11 D 003 Viper Road	Repair & resurfacing	SCDOT	\$ 82,500.00	\$ -	\$ -	\$ 82,500.00
US 17-A	14 D 002 2014 SCDOT Resurfacing	Repair & resurfacing	SCDOT	\$ 2,390,000.00	\$ 2,390,000.00	\$ 2,390,000.00	\$ -
	14 D 003 US 17-A Traffic Signal Improvements	Traffic Signal	SCDOT	\$ 50,175.00	\$ -50,175.00	\$ 50,175.00	\$ -
	14 D 005 Mandy/McGeo Veterans Dedication Signs	Signs	SCDOT	\$ 1,500.00	\$ 1,500.00	\$ 1,500.00	\$ -
TOTALS				\$ 3,082,175.00	\$ 2,441,675.00	\$ 2,441,675.00	\$ 650,500.00

EXPENDITURES FOR STATE ROAD PROJECTS AS PERCENT OF TOTAL INCOME = 69.50%

CTC Chairman:  (Signature)

Date: 10-21-15

PLEASE DISPLAY EACH PROJECT AS IT WAS AWARDED. (EXP. IF SMITH BROTHERS WAS AWARDED A CONTRACT FOR THE RESURFACING OF 15 DIFFERENT ROADS, THE PROJECT WOULD BE LISTED ONE TIME, NOT FOR EACH INDIVIDUAL ROAD)

**CHARLESTON COUNTY ANNUAL C FUND REPORT
JULY 2014 - JUNE 2015**

INCOME AND EXPENSES

Balance of Funds as of July 1, 2014 \$ 8,927,670
\$ 8,927,670

Income:
 Funds Received for Period July 1, 2014 through June 30, 2015 \$ 5,093,768
 Interest Earned for Period July 1, 2014 through June 30, 2015 \$ 17,789
 Total Income \$ 5,111,557

Expenses:
 Administrative Expenses \$ 420
 Local Road Project Expenditures \$ 2,529,206
 State Road Project Expenditures \$ 1,804,341
 Total Expenditures \$ 4,333,968
 Balance of Funds as of June 30, 2015 \$ 9,705,259

FUNDING COMMITMENTS

Local Road Projects \$ 4,644,750
 State Road Projects \$ 4,332,027
 Total Committed Funds \$ 8,976,776
 Total Uncommitted Funds Available for New Projects \$ 728,483
 Uncommitted Funds as Percent of Total Income = 14.3%

CTC Chairman W. O'John
 Date: Oct 7 2015

LOCAL PAVING PROJECTS

LOCAL ROUTE	Org Key	PROJECT DESCRIPTION	WORK TYPE	RESPONSIBLE AGENCY	BUDGET	TOTAL EXPENDITURES	Current Fiscal Year Expenditures	REMAINING BUDGET	Current Fiscal Year Expenditures in excess
	W42006708	Alston Avenue	Paving	Charleston County	\$ 21,962	\$ 21,962	\$ -	\$ -	\$ -
	W42046403	Ashley Hall Plantation Rd Bridge	Paving	Charleston County	\$ 161,076	\$ 73,925	\$ 72,179	\$ 87,150	\$ -
	W42046204	Botany Bay Road Paving	Paving	Charleston County	\$ 170,000	\$ 146,974	\$ 1,486	\$ 23,026	\$ -
	W42046901	Byrnes Down Sidewalk	Sidewalks	Charleston County	\$ 65,455	\$ 65,455	\$ -	\$ -	\$ -
	W42046102	Dunes West Blvd		Charleston County	\$ 100,000	\$ 100,000	\$ -	\$ -	\$ -
	W42046405	Jercione Street Sidewalk Connection		Charleston County	\$ 35,000	\$ 31,154	\$ 4,913	\$ 3,846	\$ -
	W42046506	Jerdone Street Sidewalk Connection		Charleston County	\$ 100,000	\$ -	\$ -	\$ 100,000	\$ -
	W42046508	Jerdone Street Sidewalk Connection		Charleston County	\$ 50,000	\$ -	\$ -	\$ 50,000	\$ -
	W42046501	Klawah Parkway Sign		Charleston County	\$ 10,000	\$ 125	\$ 125	\$ 10,000	\$ -
	W42046502	Lemontree and Jeffrey Road		Charleston County	\$ 100,000	\$ -	\$ -	\$ 99,875	\$ -
	W42046507	Lemontree and Jeffrey Road		Charleston County	\$ 175,000	\$ 8,349	\$ 8,349	\$ 166,651	\$ -
	W42006510	Lincolnville Misc		Charleston County	\$ 180,000	\$ 103,406	\$ 19,675	\$ 76,594	\$ -
	W42046302	Melrose Traffic Study 13	Road Materials	Charleston County	\$ 75,000	\$ 6,775	\$ -	\$ 68,225	\$ -
	W42046304	Maxville Rd Extension		Charleston County	\$ 50,000	\$ 33,745	\$ 4,704	\$ 16,255	\$ -
	W42046402	Maxville Rd Extension		Charleston County	\$ 96,400	\$ 96,400	\$ 84,000	\$ -	\$ -
	W42046503	New Road Rocking US 17		Charleston County	\$ 100,000	\$ -	\$ -	\$ 100,000	\$ -
	W42046504	Northwoods Blvd Sidewalk		Charleston County	\$ 200,000	\$ 35,925	\$ 35,925	\$ 164,075	\$ -
	W42046303	Northwoods Blvd Right Turn		Charleston County	\$ 100,000	\$ 58,962	\$ 20,304	\$ 41,038	\$ -
	W42046401	Northwoods Blvd Right Turn		Charleston County	\$ 200,000	\$ 199,841	\$ 199,841	\$ 159	\$ -
	W42046201	Palmetto Fort Subdivision		Charleston County	\$ 100,000	\$ 375	\$ -	\$ 99,625	\$ -
	W42006511	Pavement Management	Software	Charleston County	\$ 75,000	\$ 54,916	\$ -	\$ 20,084	\$ -
	W42046101	Peacotul Way		Charleston County	\$ 29,258	\$ 29,258	\$ -	\$ -	\$ -
	W42046001	Proj Req Eval		Charleston County	\$ 20,000	\$ 16,280	\$ 3,780	\$ -	\$ -
(100% local, 0% St)	W42047907	Resurfacing FY09	Resurfacing	Charleston County	\$ 2,873,243	\$ 2,873,243	\$ -	\$ -	\$ -
(100% local, 0% St)	W42047008	Resurfacing FY10	Resurfacing	Charleston County	\$ 1,515,079	\$ 1,515,079	\$ -	\$ -	\$ -
(59% local, 41% St)	W42040001	Resurfacing	Resurfacing	Charleston County	\$ 8,801,453	\$ 5,552,618	\$ 2,085,363	\$ 3,048,635	\$ -
(100% local, 0% St)	W42047901	Road Rating Pavement		Charleston County	\$ 92,794	\$ 91,324	\$ -	\$ 1,470	\$ -
	W42047902	S Rhett Connection	Roadway Construction	Charleston County	\$ 460,206	\$ 407,015	\$ -	\$ 53,191	\$ -
	W42046904	Seawater Drive and Elias Lane	Paving	Charleston County	\$ 450,698	\$ 450,698	\$ -	\$ -	\$ -
	W42046004	Specification Book	Spec book	Charleston County	\$ 35,000	\$ 2,189	\$ -	\$ 32,811	\$ -
	W42046301	Tort Liability Insurance		Charleston County	\$ 10,000	\$ 6,624	\$ 2,208	\$ 3,376	\$ -
	W42046202	Troxler Ave		Charleston County	\$ 175,000	\$ 106,164	\$ 6,955	\$ 68,836	\$ -
	W42046505	WA Greenway Extension Surfacing		Charleston County	\$ 140,000	\$ -	\$ -	\$ 140,000	\$ -
	W42006305	West Boundary	Paving	Charleston County	\$ 218,101	\$ 209,572	\$ -	\$ 8,529	\$ -
	W42006712	West Dolphin	Drainage	Charleston County	\$ -	\$ -	\$ -	\$ 150,000	\$ -
	W42046404	West Mason Street Rock Broad		Charleston County	\$ 25,000	\$ 17,622	\$ -	\$ 7,378	\$ -
		TOTALS		Charleston County	\$ 16,960,725	\$ 12,315,976	\$ 2,529,206	\$ 4,844,750	\$ -

EXPENDITURES FOR LOCAL ROAD PROJECTS AS PERCENT OF TOTAL INCOME = 49.5%

STATE ROAD PROJECTS

ROAD ROUTE	Org Key	PROJECT DESCRIPTION	WORK TYPE	RESPONSIBLE AGENCY	BUDGET	TOTAL EXPENDITURES	Current Fiscal Year Expenditures	REMAINING BUDGET	Current Fiscal Year Expenditures in excess
1526 Ramp	W42047405	45th to 52nd Avenue Drainage	Intersection Improvement	Charleston County	100,000	83,654	83,654	100,000	-
S-54	W42047908	526 EB Connector/International	Intersection Improvement	Charleston County	83,854	83,854	-	-	-
S-1656	W42047306	Angel Oak School Drain	Intersection Improvement	Charleston County	120,000	120,000	-	-	-
	W42047402	Angel Oak Elementary Drainage	Intersection Improvement	Charleston County	35,000	24,785	684	10,235	-
	W42047305	Arlington Dr Sidewalk	Sidewalk	Charleston County	125,000	118,014	89,206	6,986	-
	W42047501	Ashley Avenue Drainage 2nd St	Sidewalk	Charleston County	50,000	32,262	32,262	17,738	-
	W42047505	Ashley Avenue Drainage 2nd St	Sidewalk	Charleston County	50,000	-	-	50,000	-
	W42047608	Ashley Hall Road	Sidewalk	Charleston County	38,731	38,731	-	-	-
S-1210	W42047007	Cherry St Improvements	Roadway Construction	Charleston County	77,765	52,590	-	25,235	-
S-659	W42047103	Cherry St Improvements	Roadway Construction	Charleston County	70,000	-	-	70,000	-
S-659	W42047202	Cherry St Improvements	Roadway Construction	Charleston County	100,000	152	-	99,848	-
S-2028	W42047004	Cross Cy at Dorchester	Intersection Improvement	Charleston County	239,168	239,168	-	-	-
S-728	W42047005	Dogwood Rd Sidewalk	Sidewalk	Charleston County	185,000	185,000	-	-	-
S-728	W42047101	Dogwood Rd Sidewalk	Sidewalk	Charleston County	225,000	175,961	24,000	49,439	-
Various	W42047507	Dorchester Road Sidewalk	Sidewalk	Charleston County	44,039	-	-	44,039	-
S-658	W42047504	FY09 Projects	Signs	Charleston County	4,500	4,500	-	-	-
S-95	W42047006	Fishburne St	Sidewalk	Charleston County	52,150	52,150	-	-	-
S-94	W42007009	Folly Road Trans Study	Sidewalk	Charleston County	100,000	-	-	100,000	-
S-94	W42007013	Grimball Road Sidewalk II	Sidewalk	Charleston County	110,000	-	-	-	-
SC 162	W42047905	Grimball Road Sidewalk Phase II	Sidewalk	Charleston County	413,658	413,658	-	0	-
1526 Ramp	W42047308	Hwy 182 Hollywood Sidewalk	Intersection Improvement	Charleston County	28,698	28,698	-	-	-
1526 Ramp	W42047011	I-95/International Turn	Intersection Improvement	Charleston County	164,982	164,982	-	-	-
S-881	W42047102	1526 West Turn Lane	Intersection Improvement	Charleston County	280,000	257,135	-	22,865	-
S-56	W42047109	Lauda Dr at Mathis Ferry Study	Sidewalk	Charleston County	17,042	8,596	4,596	8,445	-
S-569	W42047408	Long Pt Rd Wando Park Blvd	Bike Path	Charleston County	80,000	790	26,366	5,646	-
Various	W42047104	Mathis Ferry Bike Path	Drainage	Charleston County	58,824	58,824	-	0	-
SC 7	W42047110	Middle Street Drainage	Drainage	Charleston County	50,000	24,603	-	25,397	-
S-542 and US 52	W42047205	Museum Signs	Signs	Charleston County	7,000	-	-	7,000	-
S-9	W42047304	Northbridge Park Path	Intersection Improvement	Charleston County	50,000	59,528	-	50,000	-
S-653/1595	W42047503	Otranto Rivers Sidewalk	Intersection Improvement	Charleston County	200,000	59,528	24,811	175,189	-
(100% local, 0% S)	W42047907	Palmer Drive Sidewalk	Intersection Improvement	Charleston County	100,000	14,525	14,525	85,475	-
(100% local, 0% S)	W42047008	Phoenyx St Boardwalk	Intersection Improvement	Charleston County	150,000	109,043	14,479	40,957	-
(59% local, 41% S)	W42047303	Red Sunset	Resurfacing	Charleston County	1,481,417	1,481,417	-	(0)	-
SC 41	W42047001	Resurfacing FY09	Resurfacing	Charleston County	2,773,923	2,773,923	-	2,118,682	-
SC 41	W42047005	Resurfacing FY10	Resurfacing	Charleston County	8,276,676	5,157,884	1,448,151	2,885,000	-
SC 41	W42047204	Rivers/Otranto Road	Intersection Improvement	Charleston County	175,000	175,000	-	-	-
(100% local, 0% S)	W42047501	Rivertowne Parkway/Dunos W	Engineering Analysis	Charleston County	100,000	60,512	3,636	39,488	-
Various	W42047301	Rivertowne Parkway/West	Engineering Analysis	Charleston County	225,000	107,206	-	225,000	-
S-499	W42047201	Road Railing Pavement	Engineering Analysis	Charleston County	107,206	107,206	-	-	-
S-1168	W42047401	SCDOT Dedication Signs FY12	Engineering Analysis	Charleston County	5,000	1,750	-	3,250	-
US17	W42047401	SCDOT Dedication Signs FY13	Engineering Analysis	Charleston County	5,000	-	-	5,000	-
US17/SC175	W42047307	SCDOT Dedication Signs FY14	Engineering Analysis	Charleston County	50,000	30,060	16,217	19,940	-
S-26	W42047107	Sta 22.5 to Sta 23 Sidewalk	Sidewalk	Charleston County	50,000	50,000	50,000	-	-
S-26	W42047107	Savage Road Sidewalk	Sidewalk	Charleston County	80,000	80,000	50,000	30,000	-
US17	W42047004	Savage Road Sidewalk	Sidewalk	Charleston County	250,000	61,133	54,388	188,667	-
US17/SC174	W42047003	US17 at Buckhorn	Intersection Improvement	Charleston County	141,927	141,927	-	0	-
S-26	W42047012	US17N at SC174 Turn Lane	Turn lane	Charleston County	29,785	29,785	-	-	-
S-26	W42047203	Wappoo Road Sidewalk - Drainage	Sidewalk	Charleston County	154,350	111,256	-	43,094	-
S-26	W42047504	West 9th Street Extend	Sidewalk	Charleston County	33,867	33,867	-	-	-
TOTALS				Charleston County	325,000	3,711	3,711	325,000	-
					18,322,970	13,980,943	1,804,341	4,332,027	\$

EXPENDITURES FOR STATE ROAD PROJECTS AS PERCENT OF TOTAL INCOME = 35.3%

CHEROKEE COUNTY CTC ANNUAL C FUND REPORT
 JULY 1, 2014 - JUNE 30, 2015

INCOME AND EXPENSES

Balance of Funds as of July 1, 2014	\$ 1,628,743
Income:	
Funds Received for Period July 1, 2014 through June 30, 2015	\$ 1,510,494
Interest Earned for Period July 1, 2014 through June 30, 2015	\$ -
Total Income	\$ 1,510,494
Expenses:	
Administrative Expenses	\$ -
Local Paving Project Expenditures	\$ 1,759,522
State Road Project Expenditures	\$ 372,229
State Road Match Expenditures	\$ -
Total Expenditures	\$ 2,131,751
Balance of Funds as of June 30, 2015	\$ 1,007,486

FUNDING COMMITMENTS

Local Paving Projects	\$ 118,541
State Road Projects	\$ 2,473
State Road Match Projects	\$ -
Total Committed Funds	\$ 121,014
Total Uncommitted Funds Available for New Projects	\$ 886,473

LOCAL PAVING PROJECTS

LOCAL ROUTE	PROJECT DESCRIPTION	WORK TYPE	RESPONSIBLE AGENCY	BID #	BUDGET	TOTAL EXPENDITURES	CURRENT FISCAL YEAR EXPENDITURES	REMAINING BUDGET
2014-2015		RESURFACE	COUNTY	2014-32	871,538	795,728	795,728	75,811
2014-2015	COMMENTED AT 6/30/14	RESURFACE	COUNTY	2014-32	969,334	947,159	947,159	22,174
GRAVEL		GRAVEL	COUNTY		15,488	15,488	15,488	-
GRAVEL		GRAVEL	COUNTY	2015-04	-	-	-	-
CLEAN UP		SIGNAGE	COUNTY		134	134	134	(0)
SPEED BUMPS		SPEED BUMPS	COUNTY		1,020	1,013	1,013	6
TOTALS					\$ 1,857,513	\$ 1,759,522	\$ 1,759,522	\$ 97,991

EXPENDITURES FOR LOCAL PAVING PROJECTS AS PERCENT OF TOTAL INCOME = 116.5%

STATE ROAD PROJECTS

ROAD-ROUTE	PROJECT DESCRIPTION	WORK TYPE	RESPONSIBLE AGENCY	BUDGET	EXPENDITURES	CURRENT FISCAL YEAR EXPENDITURES	REMAINING BUDGET
2014-2015		RESURFACE	COUNTY	370,645	362,822	362,822	7,823
2014-2015	COMMENTED AT 6/30/14	RESURFACE	COUNTY	-	-	-	-
MARKINGS AND PAINTING		MARKINGS	COUNTY	7,160	6,907	6,907	253
TESTING		TESTING	COUNTY	2,500	2,500	2,500	-
TOTALS				\$ 380,305	\$ 372,229	\$ 372,229	\$ 8,076

STATE ROAD MATCH PROJECTS

ROAD-ROUTE	PROJECT DESCRIPTION	WORK TYPE	RESPONSIBLE AGENCY	CTC PROGRAM MATCH FUNDS COMMITTED	EXPENDITURES**	CURRENT FISCAL YEAR EXPENDITURES	REMAINING BUDGET
		RESURFACE	SCDOT				
TOTALS				\$ -	\$ -	\$ -	\$ -

EXPENDITURES FOR STATE ROAD PROJECTS AND MATCH PROJECTS IN EXCESS OF MATCH AMOUNT AS PERCENT OF TOTAL INCOME = 25%

* Note: For match programs only CTC expenditures in excess of match amounts may be applied towards meeting the 25% requirement for expenditure on the state highway system

** Funds sent to SCDOT for up-front of 25% of estimated cost.

FUNDING COMMITMENTS

LOCAL PAVING PROJECTS

LOCAL ROUTE	PROJECT DESCRIPTION	WORK TYPE	RESPONSIBLE AGENCY	BUDGET	TOTAL EXPENDITURES	CURRENT FISCAL YEAR EXPENDITURES	REMAINING BUDGET
2015 GRAVEL		RESURFACE GRAVEL	COUNTY COUNTY	2014-32 118,541			118,541
				\$ 118,541	\$ -	\$ -	\$ 118,541

STATE ROAD PROJECTS

ROAD - ROUTE	PROJECT DESCRIPTION	WORK TYPE	RESPONSIBLE AGENCY	BUDGET	EXPENDITURES	CURRENT FISCAL YEAR EXPENDITURES	REMAINING BUDGET
2014/2015		RESURFACE MRKG/PAINTING TESTING	COUNTY COUNTY COUNTY	2014-32 473 2,000			0 473 2,000
TOTALS				\$ 2,473	\$ -	\$ -	\$ 2,473

CTC Chairman: 
 Date: 9-30-15

CHESTER COUNTY CTC ANNUAL C FUND REPORT
 JULY 1, 2014 - JUNE 30, 2015

INCOME AND EXPENSES

Balance of Funds as of July 1, 2014	\$ 822,937
Income:	
Funds Received for Period July 1, 2014 through June 30, 2015	\$ 1,293,045
Interest Earned for Period July 1, 2014 through June 30, 2015	\$ 1,069
Total Income	\$ 1,294,114

Expenses:

Administrative Expenses	\$ 149
Local Paving Project Expenditures	\$ 1,001,064
State Road Project Expenditures	\$ 245,250
Total Expenditures	\$ 1,246,463
Balance of Funds as of June 30, 2015	\$ 870,588

FUNDING COMMITMENTS

Local Paving Projects	\$ 9,584
State Road Projects	-
Total Committed Funds	\$ 9,584
Total Uncommitted Funds Available for New Projects	\$ 861,004

LOCAL PAVING PROJECTS

LOCAL ROUTE	PROJECT DESCRIPTION	WORK TYPE	RESPONSIBLE AGENCY	BUDGET	TOTAL EXPENDITURES	CURRENT FISCAL YEAR EXPENDITURES	REMAINING BUDGET
Various	Miscellaneous - Sign Material/Striping/Asphalt Patching/Rock	Misc.	County	\$ 81,946 \$	81,946 \$	81,946 \$	-
Various	County Administration Building - Parking Lot - Boggs Paving	Resurfacing	County	\$ 379,729 \$	379,729 \$	379,729 \$	-
Various	Project Bread Road - Granite Contracting	Road Construction	County	\$ 251,196 \$	251,196 \$	251,196 \$	-
Various	Chester Engineering IDC - Dennis Corp.						
	2015 CTC Consulting	Inventory/Evaluation	County	\$ 100,000 \$	15,015 \$	15,015 \$	84,985
	2014 CTC Consulting	Inventory/Evaluation	County	\$ 100,000 \$	87,272 \$	87,272 \$	12,728
	County Admin Parking	Inspection/Mat. Testing	County	\$ 100,000 \$	52,010 \$	52,010 \$	47,990
	Menel Road	Road Design	County	\$ 100,000 \$	15,205 \$	15,205 \$	84,795
Various	Chester Construction IDC - Dennis Corp.						
	Project Bread / County Admin. Parking Lot	Inspection/Mat. Testing	County	\$ 750,000 \$	104,414 \$	104,414 \$	645,586
Various	Chester EMS Station - Dennis Corp.	Design/ 9in. Concrete	County	\$ 100,000 \$	5,389 \$	5,389 \$	94,611
Various	2013 Chester Reclamation Project A - Martin Graves, Applossa Ridge, Crystal Creek, Doe Court, Buckhorn Court	Resurfacing	County	\$ 215,839 \$	177,746 \$	8,888 \$	38,093
TOTALS				\$ 2,178,710 \$	1,169,922 \$	1,001,064 \$	1,008,788

EXPENDITURES FOR LOCAL PAVING PROJECTS AS PERCENT OF TOTAL INCOME = 77.4%

STATE ROAD PROJECTS

ROAD-ROUTE	PROJECT DESCRIPTION	WORK TYPE	RESPONSIBLE AGENCY	BUDGET	EXPENDITURES	CURRENT FISCAL YEAR EXPENDITURES	REMAINING BUDGET
S-12-103	Wilson Street / Bypass - Install sidewalk along Bypass	Sidewalk Constr.	SCDOT	\$ 170,000	\$ 170,000	\$ 170,000	\$ -
S-12-20	Dearborn	Resurfacing	SCDOT	\$ 555,250	\$ 555,250	\$ 75,250	\$ -
TOTALS				\$ 725,250	\$ 725,250	\$ 245,250	\$ -

EXPENDITURES FOR STATE ROAD PROJECTS AS PERCENT OF TOTAL INCOME =

18.95%

CTC Chairman: *[Signature]*
(Signature)

Date: 3 NOVEMBER 2015

**CLARENDON COUNTY ANNUAL C PROGRAM REPORT
JULY 2014 - JUNE 2015**

INCOME AND EXPENSES:

Balance of Funds as of July 1, 2014		\$658,830
Income:		
Funds Received for Period July 1, 2014 through June 30, 2015	1,391,261	
Interest Earned for Period July 1, 2014 through June 30, 2015	1,451	
Total Income:		1,392,712
Expenses:		
Administrative Expenses	(\$0)	
Local Paving Projects	1,352,031	
State Road Projects	385,613	
State Road Match	0	
Total Expenses:		1,737,644
Balance of Funds as of June 30, 2015		\$313,897

FUNDING COMMITMENTS:

Local Paving Projects	300,106	
State Road Projects	18,494	
State Road Match	0	
Total Committed Funds		\$318,600
Total Uncommitted Funds Available for New Projects		(\$4,703)
Uncommitted Funds as a Percentage of Total Income		-0.3%
Local Expenditures as a Percentage of Total Income		97.1%
State Road Project Expenditures as a Percentage of Total Income		27.7%

Clarendon County C-Program Statement

Local Route	Project Description	Work type	Responsible Agency	Total Budget	Total Expenditures	Current Yr Expenditures	Remaining Budget	Completed Variance	Status*
N/A	Materials for road maintenance (reconstituted asphalt)	Materials	County	75,000	18,988	18,988	56,012	n/a	O
N/A	Road Signage Reimbursement	Materials	County	25,000	22,095	1,125	2,906	n/a	O
N/A	Culverts	Materials	County	30,000	26,509	26,509	3,491	n/a	O
N/A	Brogdon Rd	Improvement	County	202,000	6,741	0	195,259	n/a	O
N/A	Clubhouse Group	Improvement	County	498,968	481,147	464,104	17,820	n/a	O
N/A	Farmstead Group	Improvement	County	321,401	308,939	308,939	12,461	n/a	O
N/A	Wallace Rd	Improvement	County	178,062	171,868	166,890	6,194	n/a	O
N/A	Joyce Rd	Improvement	County	146,922	146,256	146,256	667	n/a	O
N/A	Mill Creek Dr	Repairs	County	12,700	10,200	10,200	2,500	n/a	O
N/A	JC Britton Park - Access Rd	Improvement	County	41,645	41,330	41,330	315	n/a	O
N/A	Resurface portion Joe Rogers Blvd (70% County)	Improvement	County	170,172	167,690	167,690	2,482	n/a	O
Totals				1,701,870	1,401,764	1,352,031	300,106	0	

State Road Projects

US 301	Replace Crossline Pipe Under US-301	Improvement	SCDOT	310,069	259,653	0	0	n/a	O
S-686	Resurface Jonny Scott Dr & Parking Area	Resf & patch	SCDOT	85,852	0	29,692	1	n/a	O
S-29	Resurface N. Cnty St	Resf & patch	SCDOT	67,786	0	0	0	n/a	O
S-684	Richburg St	Resf & patch	County	52,967	52,238	52,238	729	n/a	O
S-677	Resurface portion Joe Rogers Blvd (30% State)	Resf & patch	County	72,931	71,867	71,867	1,064	n/a	O
S-769	Commerce Dr	Resf & patch	County	117,010	115,372	115,372	1,638	n/a	O
S-546	Ram Bay Rd	Resf & patch	County	119,215	116,443	116,443	2,772	n/a	O
US 521	Drainage Study - Church St	Study	County	12,290	0	0	12,290	n/a	O
N/A	Dedication signage	Materials	SCDOT	500	0	0	0	n/a	O
Totals				838,622	615,573	385,613	18,494	0	

State Road Match Projects

None

TOTAL COMMITTED FUNDS

318,600

* C - Project completed

* O - Open

¹ Represents funds sent to SC DOT for project administration

By: Dwight L. Stewart, Jr., Chairman
Clarendon County Transportation Committee

9-15-15
(Date)

COLLETON COUNTY CTC ANNUAL C FUND REPORT
 JULY 1, 2014 - JUNE 30, 2015

INCOME AND EXPENSES

Balance of Funds as of July 1, 2014	\$ 5,148,707
Income:	
Funds Received for Period July 1, 2014 through June 30, 2015	\$ 2,162,585
Interest Earned for Period July 1, 2014 through June 30, 2015	\$ 25,407
Total Income	\$ 2,187,992

Expenses:

Administrative Expenses	\$ 2,000
Local Paving Project Expenditures	\$ 921,176
State Road Project Expenditures	\$ 1,473,606
Total Expenditures	\$ 2,396,782
Balance of Funds as of June 30, 2015	\$ 4,939,917

FUNDING COMMITMENTS

Local Paving Projects	\$ 3,941,443
State Road Projects	\$ 119,762
Total Committed Funds	\$ 4,061,205
Total Uncommitted Funds Available for New Projects	\$ 878,712

LOCAL PAVING PROJECTS

LOCAL ROUTE	PROJECT DESCRIPTION	WORK TYPE	RESPONSIBLE AGENCY	BUDGET	TOTAL EXPENDITURES	CURRENT FISCAL YEAR EXPENDITURES	REMAINING BUDGET
15.008 -	Dirt Road Paving	Dirt Road Paving	County	\$ 3,725,125	\$ 462,197	\$ 225,034	\$ 3,262,928
15.009 -	Transportation Plan (Closed 8/11/14)	Planning	County	\$ 50,000	\$ 51,529	\$ 20,744	\$ (1,529)
15.010 -	Public Works Materials (Closed 1/22/15)	Materials	County	\$ 140,000	\$ 141,814	\$ 98,124	\$ (1,814)
15.011 -	Bama Road Drainage Project	Drainage	County	\$ 60,000	\$ 19,351	\$ 19,351	\$ 40,649
15.012 -	Lucas Street Storm Drain Rehab. (Closed 8/12/15)	Drainage	City of Walterboro	\$ 52,000	\$ 38,921	\$ 38,921	\$ 13,079
15.013 -	Dirt Road Rocking	Dirt Road Rocking	County	\$ 1,132,132	\$ 504,003	\$ 504,003	\$ 628,129
15.014 -	Bikeway & Pedestrian Plan (Closed 7/29/14)	Planning	Colleton Econ. All.	\$ 15,000	\$ 15,000	\$ 15,000	\$ -
TOTALS				\$ 5,174,257	\$ 1,232,814	\$ 921,176	\$ 3,941,443

50%

EXPENDITURES FOR LOCAL PAVING PROJECTS AS PERCENT OF TOTAL INCOME =

STATE ROAD PROJECTS

ROAD - ROUTE	PROJECT DESCRIPTION	WORK TYPE	RESPONSIBLE AGENCY	BUDGET	TOTAL EXPENDITURES	CURRENT FISCAL YEAR EXPENDITURES	REMAINING BUDGET
15 C 0041576 -	Enhancement - Sidewalk Phase V - Palmetto Blvd	Sidewalk	SCDOT	\$ 322,360	\$ 322,360	\$ -	\$ -
15 C P027541 -	Edisto Beach Drainage & Road Improvements	Drainage	SCDOT	\$ 217,500	\$ 217,500.00	\$ -	\$ -
15 PEC P027541 -	Edisto Beach Drainage & Road Improvements	Drainage	SCDOT	\$ 32,500	\$ 32,500.00	\$ -	\$ -
15 C P027542 -	Jacksonboro Road Resurfacing	Resurfacing	SCDOT	\$ 340,000	\$ 340,000	\$ -	\$ -
15 C P028818 -	Federal Aid Resurfacing Project # 15.028779	Resurfacing	SCDOT	\$ 1,227,368	\$ 1,227,368	\$ 1,227,368	\$ -
15 C P028128 -	US 15/Tuskegee Rd Intersection Improvement	Intersect. Impr.	SCDOT	\$ 540,000	\$ 540,000	\$ 190,500	\$ -
15 PEC P028128 -	US 15/Tuskegee Rd Intersection Improvement	Intersect. Impr.	SCDOT	\$ 60,000	\$ 60,000	\$ -	\$ -
15 C P027303 -	"Grubers Crossroad" Sign Dedication	Sign Dedication	SCDOT	\$ 500	\$ 500	\$ -	\$ -
15 C P027800 -	I-95/SC 61 Interchange Sign Dedication	Sign Dedication	SCDOT	\$ 500	\$ 500	\$ 500	\$ 100,000
I-95 Loop -	Jeffries Hwy. Resurfacing	Resurfacing	City of Walterboro	\$ 100,000	\$ -	\$ -	\$ 100,000
15.018 -	Rivers Street Drainage	Drainage	County	\$ 75,000	\$ 55,238	\$ 55,238	\$ 19,762
TOTALS				\$ 2,593,368	\$ 2,473,606	\$ 1,473,606	\$ 119,762

140%

EXPENDITURES FOR STATE ROAD PROJECTS AS PERCENT OF TOTAL INCOME =

CTC Chairman:  (Signature)

Date: 10/8/15

EDGEFIELD CTC ANNUAL C FUND REPORT
JULY 1, 2014 - JUNE 30, 2015

INCOME AND EXPENSES

Balance of Funds as of July 1, 2014	\$ 1,717,107
Income:	
Funds Received for Period July 1, 2014 through June 30, 2015	\$ 1,085,113
Interest Earned for Period July 1, 2014 through June 30, 2015	\$ 4,816
Other Income - Bid Packets for paving project	
Total Income	\$ 2,807,035

Expenses:

Administrative Expenses	\$ 814
Local Paving Project Expenditures	\$ 519,992
State Road Project Expenditures	\$ 500,000
Total Expenditures	<u>\$ 1,020,807</u>
Balance of Funds as of June 30, 2015	<u>\$ 1,786,228</u>

FUNDING COMMITMENTS

Local Paving Projects	\$ 739,610
State Road Projects	\$ 570,000
Total Committed Funds	<u>\$ 1,309,610</u>
Total Uncommitted Funds Available for New Projects	<u>\$ 476,619</u>

LOCAL PAVING PROJECTS

LOCAL ROUTE	PROJECT DESCRIPTION	WORK TYPE	RESPONSIBLE AGENCY	BUDGET	TOTAL EXPENDITURES	CURRENT FISCAL YEAR EXPENDITURES	REMAINING BUDGET
	13-14-174 Country Way & Windy Ridge	Paving	County	\$ 550,000	408,585	\$ 358,775	\$ 49,810
	13-14-174-CO-2 Sweetwater Community Center	Paving	County	\$ 78,250	75,524.54	\$ 75,525	\$ 2,707
	14-15-175 Mt. Zion	Paving	County	\$ 580,000	50,439.15	\$ 7,724	\$ 529,561
	Gravel	Maintenance	County	\$ 100,000	68,091	\$ 68,091	\$ 31,909
	Asphalt-Patch	Maintenance	County	\$ 30,000	3,079	\$ 3,079	\$ 26,921
	Bridge Escrow	Maintenance	County	\$ 50,000	107	\$ 107	\$ 48,893
	Ditch Stabilization	Maintenance	County	\$ 20,000	432	\$ 432	\$ 19,568
	Pipe & Bridge	Maintenance	County	\$ 20,000			\$ 20,000
	Sandclay	Maintenance	County	\$ 8,000	2,248	\$ 2,248	\$ 5,752
	Signs	Maintenance	County	\$ 5,000	1,942	\$ 1,942	\$ 3,058
	Mark It Pavement Markers for Murrah and Shortcut Rd	Maintenance	County	\$ 2,500	2,070	\$ 2,070	\$ 430
TOTALS				\$ 1,443,750	\$ 612,517	\$ 519,993	\$ 739,610

EXPENDITURES FOR LOCAL PAVING PROJECTS AS PERCENT OF TOTAL INCOME = 18.5%

STATE ROAD PROJECTS

ROAD - ROUTE	PROJECT DESCRIPTION	WORK TYPE	RESPONSIBLE AGENCY	BUDGET	EXPENDITURES	CURRENT FISCAL YEAR EXPENDITURES	REMAINING BUDGET
	N. Martintown Rd, Georgia Rd, Two Mile Drive Rd	Resurfacing	SCDOT	\$ 750,000	\$ 500,000	\$ 500,000	\$ 250,000
	Lloyd Rd	Resurfacing	SCDOT	\$ 320,000			\$ 320,000
S-40	Bland Baptist Rd	Resurfacing	SCDOT	\$ 132,088	\$ 132,088		
S-426	Macedonia Rd	Full Depth Reclama	SCDOT	\$ 231,323	\$ 231,323		
TOTALS				\$ 1,433,411	\$ 863,411	\$ 500,000	\$ 570,000

EXPENDITURES FOR STATE ROAD PROJECTS AS PERCENT OF TOTAL INCOME = 17.81%

CTC Chairman: Sam Boyd
(Signature)

Date: 8/26/15

PLEASE DISPLAY EACH PROJECT AS IT WAS AWARDED. (EXP. IF SMITH BROTHERS WAS AWARDED A CONTRACT FOR THE RESURFACING OF 15 DIFFERENT ROADS, THE PROJECT WOULD BE LISTED ONE TIME, NOT FOR EACH INDIVIDUAL ROAD)

GREENVILLE COUNTY LEGISLATIVE DELEGATION TRANSPORTATION COMMITTEE

ANNUAL "C" FUND REPORT
JULY 1, 2014 – JUNE 30, 2015

INCOME AND EXPENSES:

Balance of Funds as of July 1, 2014 \$ 2,663,413

Income for Period July 1, 2014 – June 30, 2015:

C Funds received 6,356,868
Interest income from SCDOT 19
Interest income from County 16,361
SCDOT grants -
Third-Party Matching Funds 5,477,945

Total Income 11,851,193

Expenses for Period July 1, 2014 – June 30, 2015:

Administrative expenses 1,000
Local road projects expenditures 11,103,521
State road projects expenditures 1,002,456
State road match expenditures -

Total Expenditures 12,106,977

Balance of Funds as of June 30, 2015 2,407,629

FUNDING COMMITMENTS:

Local paving projects 2,628,963
State road projects 1,846,096
State road match projects -

Total Committed Funds 4,475,059

TOTAL UNCOMMITTED FUNDS AVAILABLE FOR
NEW PROJECTS AT JUNE 30, 2015

\$ (2,067,430)



Paul F. Hughes, Chairman
Greenville Legislative Delegation Transportation Committee

SUPPLEMENTARY INFORMATION
SCHEDULE 1

GREENVILLE LEGISLATIVE DELEGATION TRANSPORTATION COMMITTEE

FISCAL YEAR ENDED JUNE 30, 2015

LOCAL ROAD PROJECTS

Project #	Project Description	Work Type	Responsible Party	Budget	Total Expenditures	Current Year Expenditures	Remaining Budget	Add'l CTC or Outside Funds
460	FY 12/13 Municipal Match	Resurface	CTC	\$ 4,484,000	\$ 10,574,428	\$ 5,200	\$ -	\$ (6,090,428)
464	GCRA Minus St Reconst; TU Cost \$807,110; GCRA Pays Overrun	Reconstruct	CTC	607,110	889,732	571,045	-	(282,622)
474	Perimeter Road @ SCTAC	Reconstruct	CTC	1,031,168	1,744,010	1,336,105	-	(712,842)
475	FY 13/14 Municipal Match	Resurface	CTC	3,615,915	8,428,101	7,425,130	-	(4,812,186)
478	Close Access to Montis Dr	Reconstruct	CTC	88,180	-	-	88,180	-
479	GCRA Sterling Community Retention Pond	Drainage	CTC	240,000	160,000	40,000	80,000	-
480	Left Turn Lane @ Green Charter School	Safety	CTC	223,123	191,633	182,253	31,490	-
483	Greenville City Main & W. Washington Resurface (\$325,600 for FY 14/15)	Resurface	City	325,000	-	-	325,000	-
487	FY 14/15 Municipal Match	Resurface	CTC	3,470,000	1,565,707	1,365,707	2,104,293	-
490	Hilpme Bridge Repair PE & CEI (City of Simp. To Provide \$180,000)	Reconstruct	CTC	30,000	30,448	30,448	-	(448)
	Construction Costs			14,114,496	23,384,059	10,955,888	2,628,963	(11,898,526)
	Engineer Retainer Fee			-	-	137,581	-	-
	Legal and Accounting			-	-	10,052	-	-
				\$ 14,114,496	\$ 23,384,059	\$ 11,103,521	\$ 2,628,963	\$ (11,898,526)

SUPPLEMENTARY INFORMATION
SCHEDULE 2

GREENVILLE LEGISLATIVE DELEGATION TRANSPORTATION COMMITTEE

FISCAL YEAR ENDED JUNE 30, 2015

STATE ROAD PROJECTS

Road/Route	Project #	Project Description	Work Type	Responsible Party	Budget	Total Expenditures	Current Year Expenditures	Remaining Budget	Add'l CTC or Outside Funds
SC 14	393	City of Fountain Inn, Main St. (SC Rt. 14) Improvements P.F.	Reconstruct	City	\$ 240,340	\$ 198,470	\$ -	\$ 41,870	\$ -
S23-284	445	Woodside Connector in Ft. Inn (Total Cost \$979,160)	New Road	CTC	930,680	1,194,059	24,713	-	(263,379)
S23-154	448	Turn Lanes on McKevey Rd. at Fork Shoals Elem.	Safety	CTC	759,358	740,059	-	19,299	-
S23-299	449	Old Stage Rd Resurfice/Shoulder Widening	Resurface	CTC	919,171	834,393	-	84,778	-
S23-263	468	Sidewalks at Staunton Bridge Rd Community Center/GCRD	Sidewalks	GCRD	4,000	-	-	4,000	-
S23-1136	474	Pertmeter Rd. Reconst. @ SCTAC	Reconstruct	CTC	768,832	768,832	768,832	-	-
S23-211/231/283/284	475	2nd, 3rd, 4th, Shaw St. in Ft. Inn	Resurface	CTC	81,585	81,585	81,585	-	-
S23-153/956/530/etc.	476	Resurfacing of State Roads in City of Simpsonville	Resurface	CTC	485,000	434,355	5,264	50,645	-
US 25 and US 276	484	Poinsett Corridor Phase I	Reconstruct	County	250,000	-	-	250,000	-
SC 183	486	Monroe St./SC Rt. 183 Connection	Safety	CTC	475,000	34,328	34,328	440,672	-
US 25	488	Wilhelm St. Improve in TR (TR Contributes \$75000)	Reconstruct	CTC	451,273	38,143	38,143	413,130	-
SC 418	489	Right Turn Lane @ US Rt. 25 @ Gap Creek Rd	Safety	CTC	175,000	15,821	15,821	159,179	-
US 25 and US 276	491	Turn Lanes on Hwy. 418 at Nash Mill and Woodside in Ft. Inn	Safety	CTC	378,000	20,477	20,477	357,523	-
	493	On-Call Signal @ Trav. Rest Fire Deplon US25 @ US276	Safety	CTC	25,000	-	-	25,000	-
		Construction Costs			5,943,239	4,360,522	989,163	1,846,096	(263,379)
		Engineer Retainer Fee			-	-	12,419	-	-
		Legal and Accounting			-	-	874	-	-
					<u>\$ 5,943,239</u>	<u>\$ 4,360,522</u>	<u>\$ 1,002,456</u>	<u>\$ 1,846,096</u>	<u>\$ (263,379)</u>

**GREENWOOD COUNTY - ANNUAL C FUND REPORT
JULY 1, 2014 - JUNE 30, 2015**

INCOME AND EXPENSES

Balance of Funds as of June 30, 2014		\$ 2,041,864.90
Funds Received for Period: July 1, 2014 through June 30, 2015 (Gasoline Tax)	\$ 1,093,755.34	
Funds Received for Period: July 1, 2014 through June 30, 2015 (SCDOT Refund or Other)	\$ 226,500.00	
Interest Earned for Period: July 1, 2014 through June 30, 2015 (SCDOT)	\$ 6,044.74	
Interest Earned for Period: July 1, 2014 through June 30, 2015 (Investment Earnings)	\$ 2,859.83	
Total Income	Plus	\$ 1,329,159.91
Administrative Expenses (Advertise meetings)	\$ 302.08	
Per Diem Expenses (Payments for meetings attended)	\$ 2,475.00	
Local Paving Project Expenditures	\$ 681,498.26	
State Road Project Expenditures	\$ 469,357.18	
Total Expenditures	Less	\$ 1,153,632.52

Balance of Funds as of June 30, 2015 \$ 2,217,392.29

FUNDING COMMITMENTS

Advertising Account (to publish meeting notices)	\$ 196.88
Local Paving Projects	\$ 156,546.70
State Road Projects	\$ 239,650.00
Total Committed Funds	Less
	\$ 396,393.58
Total Uncommitted Funds Available for New Projects	<u>\$ 1,820,998.71</u>

CTC Chairman: *James S. Hull*
(Signature)
Date: 9-29-2015

ADMIN

PROJECT #	LOCAL ROUTE	PROJECT DESCRIPTION	WORK TYPE	RESPONSIBLE AGENCY	BUDGET	TOTAL EXPENDITURES	CURRENT FISCAL YEAR EXPENDITURES	REMAINING BUDGET
2015002		CTC 2014 Per Diems			\$ 2,475.00	\$ 2,475.00	\$ 2,475.00	\$ -
2015001		CTC Advertising 2015			\$ 400.00	\$ 203.12	\$ 203.12	\$ 196.88
2014001		CTC Advertising 2014			\$ 250.00	\$ 250.00	\$ 98.96	\$ -
TOTALS:					\$ 3,125.00	\$ 2,928.12	\$ 2,777.08	\$ 196.88

LOCAL PAVING PROJECTS

PROJECT #	LOCAL ROUTE	PROJECT DESCRIPTION	WORK TYPE	RESPONSIBLE AGENCY	BUDGET	TOTAL EXPENDITURES	CURRENT FISCAL YEAR EXPENDITURES	REMAINING BUDGET
2014007		County of Greenwood	Resurfacing	County of Gwd	\$ 559,077.24	\$ 452,530.54	\$ 452,530.54	\$ 106,546.70
2014006		City of Greenwood Annual Request	Resurfacing	City of Gwd	\$ 248,500.00	\$ 141,645.00	\$ 141,645.00	\$ 106,855.00
2014006		City of Greenwood Reallocation to C Fund	Resurfacing	City of Gwd				\$ (106,855.00)
2013006		City of Greenwood Annual Request	Resurfacing	City of Gwd	\$ 203,870.00	\$ 203,870.00	\$ 87,322.72	\$ -
2015006		Town of Ninety Six	Resurfacing	Ninety Six	\$ 50,000.00	\$ -	\$ -	\$ 50,000.00
TOTALS:					\$ 1,061,447.24	\$ 798,045.54	\$ 681,498.26	\$ 156,546.70

STATE ROAD PROJECTS

PROJECT #	LOCAL ROUTE	PROJECT DESCRIPTION	WORK TYPE	RESPONSIBLE AGENCY	BUDGET	TOTAL EXPENDITURES	CURRENT FISCAL YEAR EXPENDITURES	REMAINING BUDGET
2014008		SCDOT Johnston Rd., Clark Ave.	Resurfacing	SCDOT	\$ 439,357.18	\$ 439,357.18	\$ 439,357.18	\$ -
2014005		Town of Ware Shoals Annual Request	Resurfacing	Ware Shoals	\$ 30,000.00	\$ 30,000.00	\$ 30,000.00	\$ -
2013009		US225 SCDOT	Resurfacing	SCDOT	\$ 100,000.00	\$ -	\$ -	\$ 100,000.00
2015006		Town of Ninety Six	Resurfacing	Ninety Six	\$ 139,650.00	\$ -	\$ -	\$ 139,650.00
TOTALS:					\$ 709,007.18	\$ 469,357.18	\$ 469,357.18	\$ 239,650.00
GRAND TOTALS					\$ 1,773,579.42	\$ 1,270,330.84	\$ 1,153,632.52	\$ 396,393.58

CTC Chairman:

James S. Hull
(Signature)

Date:

9-29-2015

LANCASTER COUNTY ANNUAL C FUND REPORT
 JULY 1, 2014 - JUNE 30, 2015

INCOME AND EXPENSES

Balance of Funds as of July 1, 2014		\$ 1,286,343.91
Income:		
Funds Received for Period July 1, 2014 through June 30, 2015	\$ 1,618,845.85	
Interest Earned for Period July 1, 2014 through June 30, 2015	\$ 978.28	
Other-Funds Received from County for Period July 1, 2014 through June 30, 2015	\$ -	
Total Income		\$ 1,619,824.13

Expenses:

Local Paving Project Expenditures	\$ 545,035.74
State Road Project Expenditures	\$ 801,686.01
State Road Match Project Expenditures	
Total Expenditures	\$ 1,346,721.75
Balance of Funds as of June 30, 2015	\$ 1,559,446.29

FUNDING COMMITMENTS

Local Paving Projects	\$ -
State Road Projects	\$ -
State Road Match Projects	\$ -
Total Committed Funds	\$ -
Total Uncommitted Funds Available for New Projects	\$ 1,559,446.29

LANCASTER COUNTY ANNUAL C FUND REPORT
JULY 1, 2014 - JUNE 30, 2015

LOCAL PAVING PROJECTS

LOCAL ROUTE	PROJECT DESCRIPTION	WORK TYPE	RESPONSIBLE AGENCY	BUDGET	TOTAL EXPENDITURES (prior plus current)	CURRENT FISCAL YEAR EXPENDITURES	REMAINING BUDGET
	Lanc Co-Road Paving - Proj #11-04.5	Reclaim/Resurface	COUNTY	\$ 380.00	\$ 380.00	\$ 380.00	\$ -
	Lanc Co-2014 CTC Projects- Proj #11-04.6	Design	COUNTY	\$ 6,647.46	\$ 6,647.46	\$ 6,647.46	\$ -
	Lanc Co-Wired Control- Proj #11-04.7	Design	COUNTY	\$ 2,475.01	\$ 2,475.01	\$ 2,475.01	\$ -
	Lanc Co-2015 CTC, SCDOT - Proj # 11-04.8	Design	COUNTY	\$ 51,160.51	\$ 51,160.51	\$ 51,160.51	\$ -
	Lanc Co-Sun City Roads- Proj # 11-04.10	Design	COUNTY	\$ 8,342.31	\$ 8,342.31	\$ 8,342.31	\$ -
	Lanc Co-Sales Tax Roads- Proj # 11-04.11	Design	COUNTY	\$ 2,512.00	\$ 2,512.00	\$ 2,512.00	\$ -
	Lanc Co-2015 CTC, SC DOT/County - Proj # 11-04.12	Design	COUNTY	\$ 35,623.50	\$ 35,623.50	\$ 35,623.50	\$ -
	Lanc Co-2015 Calcium Chloride Roads- Proj # 11-04.13	Design	COUNTY	\$ 1,932.59	\$ 1,932.59	\$ 1,932.59	\$ -
	Lanc Co-Project Estimating- Proj #14-54	Design	COUNTY	\$ 30,400.00	\$ 30,400.00	\$ 30,400.00	\$ -
	Lanc Co-Springs Cotton Mill Village East- Proj #148979.00	Design	COUNTY	\$ 5,000.00	\$ 5,000.00	\$ 5,000.00	\$ -
	Lanc Co-Miscellaneous -CTC	Design	COUNTY	\$ 600.00	\$ 600.00	\$ 600.00	\$ -
	Brush Control Services/Treatment-150 acres	Design	COUNTY	\$ 24,900.00	\$ 24,900.00	\$ 24,900.00	\$ -
	38% Liquid calcium chloride-Dust Control	Design	COUNTY	\$ 98,413.70	\$ 98,413.70	\$ 98,413.70	\$ -
	Springs Cotton Mill Village-Kershaw, SC	Design	COUNTY	\$ 179,100.00	\$ 179,100.00	\$ 179,100.00	\$ -
	Lanc Co-Driveway Aprons	Design	COUNTY	\$ 37,362.60	\$ 37,362.60	\$ 37,362.60	\$ -
	2013 Road Paving Programs-Retainage - Proj #11-04.5	Retainage	COUNTY	\$ 60,176.06	\$ 60,176.06	\$ 60,176.06	\$ -
	TOTALS			\$ 545,035.74	\$ 545,035.74	\$ 545,035.74	\$ -

EXPENDITURES FOR LOCAL PAVING PROJECTS AS PERCENT OF TOTAL INCOME = 33.65%

STATE ROAD PROJECTS

ROAD - ROUTE	PROJECT DESCRIPTION	WORK TYPE	RESPONSIBLE AGENCY	BUDGET	TOTAL EXPENDITURES (prior plus current)	CURRENT FISCAL YEAR EXPENDITURES	REMAINING BUDGET
	Quarry shoulder material/Additional equipment for N. Park Detour		COUNTY	\$ 10,341.91	\$ 10,341.91	\$ 10,341.91	\$ -
	Lancaster County 2015 Road Paving- Proj # 1104-9 DOT		COUNTY	\$ 495,663.47	\$ 495,663.47	\$ 495,663.47	\$ -
	Lancaster County 2015 Road Paving- Proj # 1104-8 County		COUNTY	\$ 295,680.63	\$ 295,680.63	\$ 295,680.63	\$ -
	TOTALS			\$ 801,686.01	\$ 801,686.01	\$ 801,686.01	\$ -

EXPENDITURES FOR STATE ROAD PROJECTS AS PERCENT OF TOTAL INCOME = 48.49%

STATE ROAD MATCH PROJECTS

ROAD - ROUTE	PROJECT DESCRIPTION	WORK TYPE	RESPONSIBLE AGENCY	CTC PROGRAM MATCH FUNDS COMMITTED	TOTAL EXPENDITURES (prior plus current)	CURRENT FISCAL YEAR EXPENDITURES	REMAINING BUDGET	CURRENT FISCAL YEAR EXPENDITURES IN EXCESS OF MATCH AMOUNT
	TOTALS			\$ -	\$ -	\$ -	\$ -	\$ -

EXPENDITURES FOR STATE ROAD PROJECTS and MATCH PROJECTS IN EXCESS MATCH AMOUNT AS PERCENT OF TOTAL INCOME = 49.49%

CTC Chairman: *Lady Carter*

Date: 11-20-15

LAURENS COUNTY ANNUAL C-FUND REPORT
JULY 1, 2014 to JUNE 30, 2015

INCOME AND EXPENSES

Balance of Funds as of July 1, 2014 ----- \$ 1,315,166.08

Income:

Funds Received for July 1, 2014 to June 30, 2015 \$1,780,993.51
 Interest Received for July 1, 2014 to June 30, 2015 \$ 160.31

Total Income-----\$1,781,153.82

Expense:

Administrative Expense (CTC) \$ 2,000.00
 Trust Department Fees & Annual Tax Statement Prep Fee \$ 100.00
 Per Diem Expense (CTC) \$ 7,050.00
 Local Paving Project Expenditures \$ 874,156.95
 State Road Project Expenditures:
 a. State Projects (CTC) \$ 706,160.00
 b. State Match Projects (CTC) (SMP) \$ 0.00
 c. Memorial Signs \$ 0.00

Total Expenditure-----\$1,589,466.95

Balance of Funds as of June 30, 2015-----\$1,506,852.95

FUNDING COMMITMENTS

Local Paving Projects \$ 0.00
 State Road Projects \$ 0.00
 State Road Match Projects \$ 0.00
Total Committed Funds \$ 0.00

Total Uncommitted Funds Available for New Projects-----\$ 1,506,852.95

Signed *L. Harold Vickery*
 L. Harold Vickery, Chairman

Date 9/22/2015

LOCAL PAVING PROJECTS

LCTC PROJ #	PROJECT DESCRIPTION	WORK TYPE	RESPONSIBLE AGENCY	BUDGET	TOTAL EXPENDITURE	CURRENT FISCAL YEAR EXPEND.	REMAINING BUDGET
33	Resurfacing of 17 County Road in Laurens County	Resurfacing	Laurens County	\$835,646.95	\$835,646.95	\$835,646.95	\$ 0.00
33	David Hardy, dba TSI, Inc.	Inspection	Laurens County	\$ 3,833.00	\$ 3,833.00	\$ 3,833.00	\$ 0.00
City of Laurens	Resurfacing of Maplebrook Street	Resurfacing	City of Laurens	\$ 34,677.00	\$ 34,677.00	\$ 34,677.00	\$ 0.00
	Local Paving Projects		Totals	\$874,156.95	\$874,156.95	\$874,156.95	\$ 0.00

Expenditures for Local Paving Projects as Percent of Total Income = 49.08%

STATE ROAD PROJECTS

LCTC PROJ #	PROJECT DESCRIPTION	WORK TYPE	RESPONSIBLE AGENCY	BUDGET	TOTAL EXPENDITURE	CURRENT FISCAL YEAR EXPEND.	REMAINING BUDGET
	SCDOT Managed Project Item 30 C P028539		SCDOT	\$808,674.00	\$808,674.00	\$808,674.00	\$ 0.00
	Mills Street (S-161)	Resurfacing					
	Lighthouse (S-519/922) Pleasant Drive (S-520)	Full Depth Reclamation					
	State Road Projects		Totals	\$808,674.00	\$808,674.00	\$808,674.00	\$ 0.00

Expenditures for State Road Projects as Percent of Total Income = 45.40%

Signed:  Date: 9/22/2015
 L. Harold Vickery, Chairman

LEXINGTON CTC ANNUAL C FUND REPORT

JULY 1, 2014-JUNE 30, 2015

REPORT DATE: SEPTEMBER 22, 2015

INCOME AND EXPENSES

Balance of Funds as of July 1, 2014	\$11,324,016.19
Income:	
Funds Received for Period July 1, 2014 through June 30, 2015	\$ 3,442,595.85
Interest Earned for Period July 1, 2014 through June 30, 2015	\$ 40,082.59
Donor County Funds Received Period July 1, 2014 through June 30, 2015	\$ 1,271,896.06
Project Refunds for Period July 1, 2014 through June 30, 2015	\$ -
Total Income	\$ 4,754,574.50

Expenses:

Administrative Expenses	-
Local Paving Project Expenditures	\$ 5,747,621.97
State Road Project Expenditures	\$ 1,485,878.86
State Road Match Expenditures	-
Total Expenditures	\$ 7,233,500.83
Balance of Funds as of June 30, 2015	\$ 8,845,089.86

FUNDING COMMITMENTS

Local Paving Projects	\$ 5,355,978.76
State Road Projects	\$ 490,777.29
Total Committed Funds	\$ 5,846,756.05
Total Uncommitted Funds Available for New Projects	\$ 2,998,333.81
Uncommitted Funds as Percent of Total Income =	63%

LEXINGTON CTC ANNUAL C FUND REPORT

JULY 1, 2014-JUNE 30, 2015

REPORT DATE: SEPTEMBER 22, 2015

LOCAL PAVING PROJECTS

LOCAL ROUTE	PROJECT DESCRIPTION	WORK TYPE	RESPONSIBLE AGENCY	BUDGET	TOTAL EXPENDITURE	CURRENT FISCAL YEAR EXPENDITURE	REMAINING BUDGET
Kinley Creek Watershed Study	USACOE grant match for watershed study/analysis	Drainage/Eng.	County	\$ 37,500	\$ 35,604	\$ 35,604	\$ 1,896
S-70, S-77, US 1	SCDOT Sign Dedication Fitzgerald, Rawl, Meador	Sign Dedication	SCDOT	\$ 1,500	\$ 1,500	\$ 1,500	\$ -
Church Street Stabilization	Gilbert-Stabilization of Church Street	Road Project	County	\$ 10,000	\$ 5,977	\$ -	\$ 4,023
Sandy/Spruce Lane	Paving from Wright Ln to Courtney Dr/Williams Cir	Road Improvement	County	\$ 518,776	\$ 64,298	\$ 6,905	\$ 454,478
Railroad Avenue	Town of Peilon placement of RAP on Railroad Ave	Placement of RAP	County	\$ 7,500	\$ -	\$ -	\$ 7,500
Washington Street	Town of Gilbert road improvement to Washington Street	Road improvement	County	\$ 7,500	\$ -	\$ -	\$ 7,500
Willowbrook Subdivision	Town of Lexington Municipal Project	Road/Drainage Imp	Town of Lex	\$ 98,384	\$ -	\$ -	\$ 98,384
Shumpert Street	Municipal C Fund Request - Town of South Congaree	Paving	County	\$ 61,253	\$ 29,420	\$ 28,567	\$ 31,833
Archers Lane Sidewalk	Enhancement Grant for Sidewalks	Sidewalk	County	\$ 154,467	\$ 13,010	\$ -	\$ 141,457
Ellis Avenue	Municipal C Fund Request - Town of Lexington	Paving	Town of Lex	\$ 55,000	\$ -	\$ -	\$ 55,000
Buck Corley Road Sidewalk	Lexington County TAP Grant for sidewalks	Sidewalk	County	\$ 172,000	\$ -	\$ -	\$ 172,000
Wood Moor Subdivision	Bond Supplements, Full Depth Reclaim/Paving	Road & Drain. Improv.	County	\$ 285,221	\$ 280,973	\$ -	\$ 4,248
Kaminer Subdivision	Final Plat and As-Built Drawings	Road & Drain. Improv.	County	\$ 5,052	\$ 1,700	\$ 1,700	\$ 3,352
Hope Springs Subdivision	Bond Supplements, Full Depth Reclaim/Paving	Road & Drain. Improv.	County	\$ 118,812	\$ 94,968	\$ 82,664	\$ 23,844
Subdivision Bond Supplements	Cherokee Shores, Woodland Pond, Whispering Glen, Ret Road & Drain. Improv.	Road & Drain. Improv.	County	\$ 65,424	\$ -	\$ -	\$ 65,424
Windy Wood Road	Paving portion from Ben Franklin Rd to Calks Ferry Rd	Paving	County	\$ 1,397,366	\$ 1,341,335	\$ 973,496	\$ 56,031
Pine Plain Road	Paving from SC 6 to Redmond Mill Rd	Paving	County	\$ 102,468	\$ 40,768	\$ 40,768	\$ 61,700
Old Charleston Road	Paving from Calks Ferry Rd to Pond Branch Rd (SC 34)	Paving	County	\$ 602,301	\$ 4,941	\$ 4,941	\$ 597,360
Nursery Road Bridge	Bridge replacement alternative for Goldstone Drive Bridge & Approaches	Bridge	County	\$ 2,855,824	\$ 2,712,389	\$ 2,405,741	\$ 143,434
First Creek Road	Paving from Busbee Road to deadend	Paving	County	\$ 325,535	\$ 308,470	\$ 34,335	\$ 17,064
DE Clark Road	Paving from Water Tank Rd to Fairview Rd	Paving	County	\$ 1,472,704	\$ 805,137	\$ 698,073	\$ 667,567
Alice Drive #1	Paving from Hwy 321 to Pound Road	Paving	County	\$ 56,000	\$ -	\$ -	\$ 56,000
Holly Tree Street	Paving from Emanuel Church Rd to End	Paving	County	\$ 84,001	\$ 30,694	\$ 28,544	\$ 53,307
Golden Jubilee Rd	Paving from End Pavement to End Pavement	Paving	County	\$ 662,823	\$ 328,896	\$ 272,446	\$ 333,928
Foremost Drive	Paving from Nazareth Road to Frieda Road	Paving	County	\$ 373,104	\$ 29,004	\$ 10,700	\$ 344,100
Roland Drive	Paving from Old Barnwell Road to End	Paving	County	\$ 296,380	\$ 282,508	\$ 243,773	\$ 13,872
Limestone Road	Paving from Wessinger Rd to St. Thomas Church Rd	Paving	County	\$ 96,954	\$ 64,138	\$ 10,369	\$ 32,816
Dirt Road Asset Mgmt. Program	County wide asset mgmt for dirt roads	Engineering	County	\$ 225,000	\$ -	\$ -	\$ 225,000
Harvestview Road	Paving from E. Boundary St to Crooked Creek Rd	Paving	County	\$ 105,807	\$ 59,810	\$ 58,155	\$ 45,997
Ruth Vista Road	Paving from Sherwood Dr to Pepper Rd	Paving	County	\$ 79,736	\$ 64,302	\$ 64,302	\$ 15,434
Water Tank Road	Paving from Harvey Berry Rd to D E Clark Rd	Paving	County	\$ 102,351	\$ 35,742	\$ 35,742	\$ 66,609
Broken Hill Road	Drainage improvement project along Broken Hill Road	Drainage	County	\$ 85,179	\$ 20,090	\$ -	\$ 65,089
Black Avenue	Drainage improvements along Black Avenue	Drainage	County	\$ 50,000	\$ 12,871	\$ -	\$ 37,129
Ben Franklin Road	Drainage improvements along Ben Franklin Rd	Drainage	County	\$ 10,000	\$ -	\$ -	\$ 10,000
Old Saluda Passage Subdivision	Drainage Repairs along Olde River Pkwy	Drainage	County	\$ 48,848	\$ 48,158	\$ 12,826	\$ 690
Bridleidge Subdivision	Slope Stabilization between Dempsey Dr, Bridleidge Rd	Drainage	County	\$ 25,330	\$ 21,880	\$ 8,885	\$ 3,450
Founders Road Repair	Drainage Repairs along Founders Road	Drainage	County	\$ 18,000	\$ 15,905	\$ 15,905	\$ 2,096
Columbiana Drive	Resurfacing of Lex Co portion	Resurfacing	County	\$ 43,000	\$ -	\$ -	\$ 43,000
Asphalt Maintenance (Various)	2015 Asphalt Maintenance Contract	Resurfacing	County	\$ 1,261,314	\$ 473,580	\$ 473,580	\$ 787,733
Martin Neese Road	Paving from Hwy 6 to I.W. Hutto Rd	Paving	County	\$ 140,374	\$ 9,650	\$ 8,438	\$ 130,724
John Kinard Court and Circle	From exist pave near Long Pine Road to dead end	Paving	County	\$ 156,534	\$ 143,608	\$ 138,974	\$ 12,926
Soil Cement Program	Porth, Ashby, S. Cove, Oak Hill, Hyman, D. Ambrose, S.W. Soil Cement	Bridge Maintenance	County	\$ 463,003	\$ 18,517	\$ 634	\$ 444,466
Goldstone Bridge Repair	Bridge maintenance on Goldstone Drive	Bridge Maintenance	County	\$ 14,000	\$ 12,000	\$ -	\$ 2,000
Old Forge Road	Base Map and As-Built Survey for Paving	Survey	County	\$ 5,290	\$ 3,015	\$ 3,015	\$ 2,275
Old Two Notch Road	Paving from Two Notch Rd to top of hill	Paving	County	\$ 38,202	\$ 24,977	\$ 24,977	\$ 13,225
TOTALS				\$ 7,439,837	\$ 5,747,622	\$ 5,747,622	\$ 5,355,979

EXPENDITURES FOR LOCAL PAVING PROJECTS AS PERCENTAGE OF ANNUAL C-FUND ALLOTMENT INCOME = 167%

STATE ROAD PROJECTS

LOCAL ROUTE	PROJECT DESCRIPTION	WORK TYPE	RESPONSIBLE AGENCY	BUDGET	TOTAL EXPENDITURE	CURRENT FISCAL YEAR EXPENDITURE	REMAINING BUDGET
S-32-1626, 723, 724	Drainage improvements (Sandy/Spruce Project)	Drainage improv.	County	\$ 418,806	\$ 335,719	\$ 335,719	\$ 83,087
Zion Church Road Extension	Extend Zion Church Rd from Amicks Ferry to Lex. Ave.	Construct new road	County	\$ 150,000	\$ -	\$ -	\$ 150,000
Sunset/Jarvis (US 378, SC 12)	W Cola Beautification ENH #26-12	Beaut. Enh Grant	West Columbia	\$ 36,250	\$ -	\$ -	\$ 36,250
Bush River Rd (S-32-107)	Lex. County Enhancement grant for sidewalks	Sidewalk	County	\$ 200,617	\$ 46,275	\$ 13,275	\$ 154,342
Bush River Rd (S-32-107)	Widening for Turn lane at Lex Co Collection Center	Widening	County	\$ 76,217	\$ 67,119	\$ 67,119	\$ 9,099
E. Church St (SC 23)	Batesburg-Leesville TAP Grant Match for sidewalks	Sidewalk	SCDOT	\$ 107,046	\$ 107,046	\$ 107,046	\$ -
Dixie-SV/Sandpit Rd (S-32-330)	Summit TAP Grant Match for sidewalks	Sidewalk	SCDOT	\$ 54,067	\$ 54,067	\$ 54,067	\$ -
Kitty Hawk Dr (S-32-326)	Springdale TAP Grant Match for sidewalks	Sidewalk	SCDOT	\$ 35,542	\$ 35,542	\$ 35,542	\$ -
Avenues Subd. (S-141,266,471,et.)	Municipal C Fund Request - City of Cayce	Drainage Improv.	City of Cayce	\$ 30,000	\$ -	\$ -	\$ 30,000
Lexington Ave (S-32-83)	Chapin TAP Grant Supplement for sidewalks	Sidewalk/Resurface	SCDOT	\$ 50,000	\$ 50,000	\$ 50,000	\$ -
US 321	US 321/Sandhills Pkwy Intersection Project	Widening	County	\$ 50,784	\$ 22,784	\$ 22,784	\$ 28,000
US 378, US 1, SC 6	Town of Lexington Traffic Signal Project	Signals	SCDOT	\$ 600,000	\$ 600,000	\$ 600,000	\$ -
Longs Pond/Barr Rd	Intersection Improvement Project	Widening	SCDOT	\$ 200,327	\$ 200,327	\$ 200,327	\$ -
	TOTALS			\$ 2,000,327	\$ 1,518,879	\$ 1,485,879	\$ 490,777

STATE ROAD PROJECTS

LOCAL ROUTE	PROJECT DESCRIPTION	WORK TYPE	RESPONSIBLE AGENCY	CTC MATCH FUNDS COMMITTED	CURRENT FISCAL YEAR EXPENDITURE	REMAINING BUDGET	CURRENT FISCAL YEAR EXPENDITURE IN EXCESS OF MATCH AMOUNT*
SCDOT Match Program	SCDOT Matching Funds	SCDOT Projects		\$ -	\$ -	\$ -	\$ -
	TOTALS			\$ -	\$ -	\$ -	\$ -

EXPENDITURES FOR STATE ROAD PROJECTS AND MATCH PROJECTS IN EXCESS OF MATCH AMOUNT AS PERCENTAGE OF ANNUAL C-FUND ALLOTMENT TOTAL INCOME = 43%

* Note: Annual C-Fund Allotment Total Includes Project Refunds received for report period.

LEXINGTON CTC ANNUAL C FUND REPORT
 JULY 1, 2014-JUNE 30, 2015
 REPORT DATE: SEPTEMBER 22, 2015

TITLE	DESCRIPTION	POSITION	BUDGET	TOTAL EXPEND.	REMAINING BUDGET
Salaries & Wages	Associated Funds for Managing "C"-Fund Projects	"C" Fund Project Mgr.	\$ 68,764	\$ 43,402	\$ 25,362
Part Time	Associated Funds for acquiring right-of-way easements	Part Time	\$ 11,821	\$ 12,862	\$ (1,241)
FICA - Employer Portion	Associated Funds for Managing "C"-Fund Projects	"C" Fund Project Mgr.	\$ 6,149	\$ 4,068	\$ 2,081
SCRS - Employer Portion	Associated Funds for Managing "C"-Fund Projects	"C" Fund Project Mgr.	\$ 7,495	\$ 4,733	\$ 2,762
Employee Insurance - Employer	Associated Funds for Managing "C"-Fund Projects	"C" Fund Project Mgr.	\$ 7,800	\$ 7,800	\$ -
Workers Comp. - Employer	Associated Funds for Managing "C"-Fund Projects	"C" Fund Project Mgr.	\$ 2,146	\$ 1,317	\$ 829
SCRS - Employ. Portion (Retiree)	Associated Funds for acquiring right-of-way easements	Part Time	\$ -	\$ 1,403	\$ (1,403)
Contracted Services	Associated Funds for Managing "C"-Fund Projects	"C" Fund Project Mgr.	\$ 3,500	\$ -	\$ 3,500
Professional Services	Associated Funds for Managing "C"-Fund Projects	"C" Fund Project Mgr.	\$ 5,000	\$ -	\$ 5,000
Office Supplies	Associated Funds for Managing "C"-Fund Projects	"C" Fund Project Mgr.	\$ 100	\$ 83	\$ 17
Duplicating	Associated Funds for Managing "C"-Fund Projects	"C" Fund Project Mgr.	\$ 100	\$ -	\$ 100
Operating Supplies	Associated Funds for Managing "C"-Fund Projects	"C" Fund Project Mgr.	\$ 100	\$ -	\$ 100
General Tort Liability Insurance	Associated Funds for Managing "C"-Fund Projects	"C" Fund Project Mgr.	\$ 77	\$ 75	\$ 2
Surety Bonds	Associated Funds for Managing "C"-Fund Projects	"C" Fund Project Mgr.	\$ 10	\$ 6	\$ 4
Smart Phone Charges	Associated Funds for Managing "C"-Fund Projects	"C" Fund Project Mgr.	\$ 1,380	\$ 579	\$ 801
E-mail Service Charges	Associated Funds for Managing "C"-Fund Projects	"C" Fund Project Mgr.	\$ 81	\$ 20	\$ 61
Conference, Meeting, & Training	Associated Funds for Managing "C"-Fund Projects	"C" Fund Project Mgr.	\$ 2,350	\$ 872	\$ 1,478
Subscriptions, Dues, & Books	Associated Funds for Managing "C"-Fund Projects	"C" Fund Project Mgr.	\$ 100	\$ -	\$ 100
Gas, Fuel, & Oil	Associated Funds for Managing "C"-Fund Projects	"C" Fund Project Mgr.	\$ 4,853	\$ -	\$ 4,853
Contingency	Associated Funds for Managing "C"-Fund Projects	"C" Fund Project Mgr.	\$ 13,586	\$ -	\$ 13,586
Small Tools & Minor Equipment	Associated Funds for Managing "C"-Fund Projects	"C" Fund Project Mgr.	\$ 500	\$ 217	\$ 283
TOTALS			\$ 135,712	\$ 77,438	\$ 58,274

Project Manager FY 15 Expense Distribution - To be used for information purposes only. The C-Fund Project Manager worked on these projects and all associated expenditures are incorporated into the Local and State Project Totals.

	C-Proj. Mgr.
2015 AMP	\$ 3,989
Windy Wood Road	\$ 8,554
Nursery Road Bridge	\$ 534
First Creek Road	\$ 1,251
2013 Full Depth Reclamation	\$ 1,084
DE Clark Road	\$ 10,889
Sandy/Spruce Lane	\$ 1,534
Golden Jubilee Road	\$ 9,888
Roland Drive	\$ 350
Limestone Road	\$ 5,253
Holly Tree Street	\$ 1,851
Bridleidge Subdivision	\$ 4,135
Harvest Drive	\$ 800
Foremost Drive	\$ 100
Old Saluda Passane Subdiv.	\$ 1,434
John Kinard Court & Circle	\$ 400
Shumpert Street	\$ 634
Oak Hill Road	\$ 3,218
Marin Neese Road	\$ 3,202
Old Charleston Road	\$ 4,736
Old Two Notch Road	\$ 1,217
Ruth Vista Road	\$ 784
Bush River Road Turn Lane	\$ 2,351
US 321 Turn Lane	\$ 2,468
Water Tank Road	\$ 350
Pine Plain Rd	\$ -
Bush River Road Sidewalk	\$ -
Sidewalk from Commercial Dicks River Oaks Cr	\$ -
TOTAL	\$ 77,438

CTC Chairperson: *[Signature]*
 Date: *Sept 22 2015*

PICKENS COUNTY CTC ANNUAL REPORT
JULY 1, 2014 - JUNE 30, 2015

INCOME AND EXPENSES

Balance of Funds as of July 1, 2014		\$ 4,272,330
Income:		
Funds Received for Period July 1, 2013 through June 30, 2014	\$ 1,962,903	
Interest Earned for Period July 1, 2013 through June 30, 2014	\$ 9,297	
Total Income	\$ 1,972,200	

Expenses:

Administrative Expenses		\$ 104
Local Paving Project Expenditures	\$ 194,795	
State Road Project Expenditures	\$ 1,752,243	
Total Expenditures	\$ 1,947,143	
Balance of Funds as of June 30, 2015	\$ 4,297,388	

FUNDING COMMITMENTS

Local Paving Projects		\$ 1,407,137
State Road Projects	\$ 2,853,156	
Total Committed Funds	\$ 4,260,293	
Total Uncommitted Funds Available for New Projects	\$ 37,095	

LOCAL PAVING PROJECTS

LOCAL ROUTE	PROJECT DESCRIPTION	WORK TYPE	RESPONSIBLE AGENCY	BUDGET	TOTAL EXPENDITURES	CURRENT FISCAL YEAR EXPENDITURES	REMAINING BUDGET
X Bank Street	Parking and drainage upgrade	Maintenance	Central	\$ 22,000	0	0	\$ 22,000
X varies	Road striping	safety	Pickens County	\$ 60,000	\$ -	\$ -	\$ 60,000
X Warbranch Road	Box Culvert installation	Maintenance	Pickens County	\$ 7,578	\$ 7,578	\$ 7,578	\$ -
X Old Central Rd	Reconstruction of Old Central Road and Clemson st.	Maintenance	PCTC	\$ 728,000	\$ -	\$ 17,372	\$ 710,628
X Cross Creek Culvert Replacement	Replace washed out pipe	Maintenance	Central	\$ 152,740	\$ -	\$ -	\$ 152,740
X Love and Care Rd.	Replace washed out pipe	Maintenance	PCTC	\$ 100,000	\$ -	\$ -	\$ 100,000
X Liberty Magistrates Office	Asphalt Paving and erosion control	Construction	PCTC	\$ 200,000	\$ -	\$ 109,561	\$ 90,439
X Liberty Magistrates Office	Stone base, Storm water Catch basins and piping	Construction	PCTC	\$ 120,000	\$ -	\$ 60,284	\$ 59,716
X Tarent Street Storm Drainage	Replace washed out pipe	Maintenance	Central	\$ 41,614	\$ -	\$ -	\$ 41,614
X Commerce St Rehab.	Rehabilitate commerce St.	Maintenance	Liberty	\$ 170,000	\$ -	\$ -	\$ 170,000
TOTALS				\$ 1,601,932	\$ 7,578	\$ 194,795	\$ 1,407,137

EXPENDITURES FOR LOCAL PAVING PROJECTS AS PERCENT OF TOTAL INCOME = 9.9%

STATE ROAD PROJECTS

ROAD - ROUTE	PROJECT DESCRIPTION	WORK TYPE	RESPONSIBLE AGENCY	BUDGET	EXPENDITURES	CURRENT FISCAL YEAR EXPENDITURES	REMAINING BUDGET
X Berkely Road	Matching funds for pedestrian bridge	safety	City of Clemson	\$ 80,000	\$ -	\$ -	\$ 80,000
X US 178	Guard Rail 2014-2015	safety	PCTC	\$ 140,000	\$ 3,888	\$ 136,113	\$ -
X US 178	Guard Rail 2014-2015	safety	PCTC	\$ 100,000	\$ -	\$ 99,575	\$ 425
X varies	Maw Bridge and Madden Bridge Road intersection	Construction	PCTC	\$ 704,025	\$ 71,501	\$ 433,276	\$ 270,749
X Clayton Street	New entrance and upgrades to SC 93	safety	PCTC	\$ 123,000	\$ -	\$ 24,150	\$ 98,850
X Varies	Signs	Signs	SCDOT	\$ 1,100	\$ 500	\$ 500	\$ 100
X SC 11	Table Rock Pull-out.	Construction	PCTC	\$ 180,000	\$ -	\$ 250	\$ 179,750
X Ann Street	Redesign Ann St. and Jones Avenue intersection RAW	Construction	SCDOT	\$ 90,000	\$ -	\$ 90,000	\$ -
X Ann Street	Redesign Ann St. and Jones Avenue Intersection	safety	PCTC	\$ 1,947,293	\$ -	\$ 22,790	\$ 1,834,503
X Roy F. Jones Rd.	Full Depth patching and thin lift asphalt	Maintenance	PCTC	\$486,644.86	\$ -	\$461,268	\$ 27,377
X Couch Lane	Lighting for the Couch Lane project	safety	City of Easley	\$70,000.00	\$ -	\$ 70,000	\$ -
X US 178	sidewalk to the Pickens High School	safety	PCTC	\$547,524.70	\$105,700.00	\$ 406,747	\$ 35,078
X Ruhama Rd.	sidewalk to the Liberty High School	safety	PCTC	\$46,000.00	\$ -	\$ 7,575	\$ 98,425
X S.C. 8	sidewalk to the Easley High School	safety	PCTC	\$40,700.00	\$ -	\$ -	\$ 40,700
X US 123	Retaining Wall	safety	Clemson	\$187,200.00	\$0.00	\$ -	\$ 187,200
	TOTALS			\$ 4,745,487	\$ 181,589	\$ 1,752,243	\$ 2,853,196

STATE ROAD MATCH PROJECTS

ROAD - ROUTE	PROJECT DESCRIPTION	WORK TYPE	RESPONSIBLE AGENCY	CTC PROGRAM MATCH FUNDS COMMITTED	EXPENDITURES	CURRENT FISCAL YEAR EXPENDITURES	REMAINING BUDGET
				\$ -	\$ -	\$ -	\$ -
				\$ -	\$ -	\$ -	\$ -
				\$ -	\$ -	\$ -	\$ -
	TOTALS			\$ -	\$ -	\$ -	\$ -


EXPENDITURES FOR STATE ROAD PROJECTS AND MATCH PROJECTS IN EXCESS OF MATCH AMOUNT AS PERCENT OF TOTAL INCOME = 88.8%
in excess of match amounts may be applied towards

CTC Chairman: *[Signature]*
Date: 12-11-2015

SALUDA COUNTY ANNUAL C FUND REPORT
JULY 01, 2014- JUNE 30, 2015
JULY 28th, 2015

<u>INCOME AND EXPENSES</u>		
Balance of Funds as of July 1, 2014-----		\$742,148.23
Income:		
Funds Received for Period July 1, 2014 through June 30, 2015	\$1,070,268.95	
Interest Earned for Period July 1, 2014 through June 30, 2015	\$3,322.38	
Other Income (Returned Committed Funds)	\$55,636.67	
Sale of Plans	\$275.00	
Total Income -----		\$1,871,651.23
Expenses:		
Administrative expense	\$0.00	
State Projects Expenditures	\$382,478.18	
County Projects Expenditures	\$542,759.20	
Total Expenditures -----	\$925,237.38	
Balance of Funds as of June 30, 2015-----		\$946,413.85

<u>FUNDING COMMITMENTS</u>	
Local Paving Projects	\$713,992.24
State Road Projects	\$114,740.00
Total Committed Funds	\$828,732.24
Total Uncommitted Funds Available for New Projects-----	
Uncommitted Funds as Percent of Total Income =	7%



 CHAIRMAN OF THE SALUDA CTC

***checks for uncommitted funds should be listed as other income under the income heading.

LOCAL PAVING PROJECTS FY 2014-2015

LOCAL ROUTE	PROJECT DESCRIPTION	WORK TYPE	RESPONSIBLE AGENCY	BUDGET	TOTAL EXPENDITURES	CURRENT FY EXPENDITURES	REMAINING BUDGET
C41-462,463,443,471,189,393,389,142, & 474	Arrowhead Dr, Spearpoint Loop, Wigwam Way, Hawk's Way, Greenview Dr, Woodside Dr, Woodberry Dr, Gwen Rd, & Melvin Rd	Paving	CTC County	\$676,137.58	\$676,137.58	\$800.00	\$0.00 Open
Various	Calcium Chloride Proj.	CACL2 on Roads	R&B County	\$20,790.00	\$8,384.72	\$8,384.72	\$0.00 Closed
Various	Storm Drain CR001-2014	Culvert Replacement	R&B County	\$389,141.62	\$389,141.62	\$389,141.62	\$0.00 Closed
Various	Rocking RH0041	Gravelling Roads	R&B County	\$134,851.70	\$134,851.70	\$134,851.70	\$0.00 Closed
Various	Centerline Painting	Line Painting	R&B County	\$13,146.00	\$7,181.16	\$7,181.16	\$5,964.84 Closed
Various	Rocking RH0042	Gravelling Roads	R&B County	\$183,427.40	\$183,427.40	\$183,427.40	\$0.00 Allocated
Various	Storm Drain CR002-2015	Culvert Replacement	R&B County	\$505,000.00	\$2,400.00	\$2,400.00	\$502,600.00 Open
Various	Calcium Chloride Proj.	CACL2 on Roads	R&B County	\$22,000.00	\$22,000.00	\$22,000.00	\$0.00 Open
TOTALS				\$1,944,842.60	\$1,218,096.78	\$542,759.20	\$713,992.24

EXPENDITURES FOR LOCAL PAVING PROJECTS AS PERCENT OF TOTAL INCOME 29%

MONIES FROM COMPLETED PROJECTS WILL BE FUNNELED BACK INTO ACTIVE MONIES

STATE ROAD PROJECTS

LOCAL ROUTE	PROJECT DESCRIPTION	WORK TYPE	RESPONSIBLE AGENCY	BUDGET	EXPENDITURES	CURRENT FY EXPENDITURES	REMAINING BUDGET
27467	S-59 (US178-S431)	Resurfacing	SCDOT	\$339,225.18	\$339,225.18	\$12,639.18	\$0.00
28695	S-107 (Gabe Rd. - Little Saluda Bridge)	Resurfacing	SCDOT	\$69,839.00	\$69,839.00	\$369,839.00	\$0.00
CR002-2015	S-360 Medical Park Rd. (Nursing Center)	Sidewalk	CTC-County	\$114,740.00	\$114,740.00	\$0.00	\$114,740.00
TOTALS				\$823,804.18	\$709,064.18	\$382,478.18	\$114,740.00

EXPENDITURES FOR STATE ROAD PROJECTS AS PERCENT OF TOTAL INCOME 27%

CTC CHAIRMAN:

DATE:

[Signature]
7/30/15

2015 SPARTANBURG COUNTY CTC ANNUAL C FUND REPORT
 JULY 1, 2014 - JUNE 30, 2015

<u>INCOME AND EXPENSES</u>	
Balance of Funds as of July 1, 2014	\$ 7,445,446
Income:	
Funds Received for Period July 1, 2014 through June 30, 2015	5,073,620
Interest Earned for Period July 1, 2014 through June 30, 2015	13,929
Total Income	5,087,549
Expenses:	
Administrative Expenses	1,891
Local Paving Project Expenditures	4,605,625
State Road Project Expenditures	2,836,069
Total Expenditures	7,443,585
Balance of Funds as of June 30, 2015	\$ 5,089,410

<u>FUNDING COMMITMENTS</u>	
Local Paving Projects	2,069,334
State Road Projects	994,936
Total Committed Funds	3,064,330
Total Uncommitted Funds Available for New Projects	\$ 2,025,080

39.8%

Uncommitted Funds as Percent of Total Income =

LOCAL ROAD PROJECTS

LOCAL ROUTE	PROJECT DESCRIPTION	WORK TYPE	RESPONSIBLE AGENCY	BUDGET	TOTAL EXPENDITURES	CURRENT FISCAL YEAR EXPENDITURES	REMAINING BUDGET
09001 12382/11659	Glendale Bridge Restoration	Bridge - Foot Traffic	Spartanburg County	\$ 120,000.00	\$ 50,500.00	\$ -	\$ 69,500.00
12011 US 178 @ 11887	US 178 & Frank Clinton Road Intersection	Intersection Improvements	Spartanburg County	316,626.01	316,626.01	2,537.53	-
12014 County Portion	Old Blackstock Road, Fairforest Widening	Widen Roadway	Spartanburg County	697,949.26	650,575.82	487,477.69	47,073.44
13013	Asphalt Surface Avanti Industrial Drive	Asphalt Surface Avanti Industrial Drive	Spartanburg County	64,523.00	64,523.00	4,032.00	-
13023 1123	Widen Blackstock Road @ Highway 9	Widen	Spartanburg County	359,975.43	86,876.79	46,272.55	271,068.64
13024 7466	Replacement of River Forest Bridge	Construct Temporary and Permanent Bridge	Spartanburg County	371,875.89	506,892.04	506,892.04	82,863.85
14009 2417	Cart Drive Bridge Replacement	Bridge Replacement	City of Spartanburg	215,000.00	215,000.00	215,000.00	-
14010 8299	Cambridge Drive Hydrology Study by FEMA	Hydrology study	Spartanburg County	30,000.00	24,400.00	15,700.00	5,600.00
14011 SA1	Improve Intersection on North Blackstock	Intersection Improvements	Spartanburg County	520,047.12	247,541.22	202,056.56	272,505.60
14013 Various	Municipal Resurfacing	Resurface roadways	Spartanburg County	144,806.79	144,806.79	117,244.44	-
14014 Various	Spartanburg County Resurfacing	Resurface roadways	Spartanburg County	1,646,654.51	1,646,654.51	634,990.69	-
14015 221	Repair Drainage on Alabama Avenue	Install piping to correct drainage	Spartanburg County	25,116.00	25,116.00	21,896.00	-
14019 Various	Municipal Resurfacing City of Spartanburg	Resurface streets in City of Spartanburg	City of Spartanburg	350,000.00	350,000.00	350,000.00	-
15004 Various	County Pavement Management Program/Match	County pavement management program	Spartanburg County	150,000.00	150,000.00	150,000.00	-
15006 11366	Phase 1 of 4th Street Widening	Engineering, ROW and 1st stage of construction	Spartanburg County	700,000.00	60,103.06	-	639,896.94
15010 Various	City of Spartanburg Resurfacing	Resurface roadways	City of Spartanburg	350,000.00	-	-	350,000.00
15011 Various	Spartanburg County Resurfacing	Resurface roadways	Spartanburg County	1,676,978.00	1,386,696.47	1,386,696.47	277,361.53
15012 Various	Municipal Resurfacing	Resurface roadways	Spartanburg County	176,916.00	112,650.20	112,650.20	64,267.80
15016	Closing off north end of Vineyard Road	Improvements	Spartanburg County	8,126.00	-	-	8,126.00

TOTALS: \$ 8,124,395.81 \$ 6,055,061.91 \$ 4,605,625.39 \$ 2,089,333.60

EXPENDITURES FOR LOCAL PROJECTS AS PERCENT OF TOTAL INCOME = 80.5%

STATE ROAD PROJECTS

ROAD - ROUTE	PROJECT DESCRIPTION	WORK TYPE	RESPONSIBLE AGENCY	BUDGET	EXPENDITURES	CURRENT FISCAL YEAR EXPENDITURES	REMAINING BUDGET
07022 Various	Sidewalk Installation in Pacolet	Sidewalks	Town	67,945.00	32,100.00	-	35,845.00
10027 SC 9	Hwy 9 Roadside Improvements & Signage	Roadside Improvements and Welcome Sign	Boiling Springs Beautification Committee	13,743.00	-	-	13,743.00
12008 S31 @ 1838	Canons Campground Road Turning Lanes	Construct Turning Lanes	Spartanburg County	156,835.06	96,785.06	8,759.36	120,050.00
12018 SC 150 & Sunny Acres Road	Pacolet River Gateway Roundabout	Construct Roundabout	SCDOT	40,380.00	-	-	40,380.00
13010	Connect Pacolet Gate River Walk with Road	Placement of Wayfinding & Historical Signs	Town of Pacolet	287,000.00	-	-	287,000.00
13020 Town of Reidville	Municipal Resurfacing	Resurface roadways	Town of Reidville	14,000.00	-	-	14,000.00
14013 Various	Demolish/Construct Sidewalk	Demolish and reconstruct sidewalk	Spartanburg County	40,003.12	40,003.12	40,003.12	-
14018 S1258 & S1259	Resurface Underpasses and Drainage Repair	Resurface two underpasses and correct storm drainage	SCDOT & Spartanburg County	47,902.80	-	-	47,902.80
14021 Various	Install Street & Welcome Signage	Install street signs and Welcome signs	SCDOT	30,875.00	30,875.00	30,875.00	-
15002 Intersection of 585 & I-45	Fabricate & Placement of Dedicated Signage	Fabricate and placement of dedicated signage	Town of Cowpens	11,406.82	5,553.82	5,553.82	5,853.00
15003 S 484 & Municipal St	Install Traffic Signal & Sidewalk Improvements	Install traffic signal & sidewalk improvements	SCDOT	250.00	250.00	250.00	-
15005 S 643 Genoble Road	Reconstruct Roadway for Economic Development	Reconstruct roadway for economic development	City of Spartanburg	107,128.41	107,128.41	107,128.41	-
15007 Lake Forest Drive and Courier Plaza	Storm Drain Improvements	Replace complete storm drain	Spartanburg County	50,000.00	-	-	50,000.00
15008 US Highway 221	Project Emerald	Road improvements for Economic Development	Spartanburg County	96,000.00	21,727.82	21,727.82	74,272.18
15009 Highway 178	Install Traffic Signal @ North Spartanburg Fire Department	Install Signal	Spartanburg County	250,000.00	-	-	250,000.00
15012 Various	Municipal Resurfacing	Resurface roadways	SCDOT	56,250.00	-	-	56,250.00
15013 Gene Dr (S-223) & Allen Street (S-556)	SCDOT Resurfacing	Resurface roadways	Spartanburg County	133,872.75	133,872.75	133,872.75	-
15014 S41	North Blackstock @ Falling Creek Intersection	Intersection Improvements	SCDOT	800,000.00	800,000.00	800,000.00	-
15015 S217	Littis Mountain Road	Resurfacing	SCDOT	1,000,000.00	1,000,000.00	1,000,000.00	-

TOTALS: \$ 3,287,189.98 \$ 2,896,193.88 \$ 2,896,061.28 \$ 984,995.88
 EXPENDITURES FOR STATE PROJECTS AS PERCENT OF TOTAL INCOME = 55.7%

CTC Chairman: [Signature]
 Date: 9/14/15
 (Signature)

Sumter County ANNUAL C FUND REPORT
JULY 1, 2014 - JUNE 30, 2015

INCOME AND EXPENSES

Balance of Funds as of July 1, 2014

1,973,894.84

Income:

Funds Received for Period July 1, 2014 through June 30, 2015

2,052,278.90

Interest Earned for Period July 1, 2014 through June 30, 2015

0.00

Total Income

2,052,278.90

Expenses:

Administrative Expenses

0.00

Local Paving Project Expenditures

302,608.33

State Road Project Expenditures

513,117.18

State Road Match Expenditures

815,725.51

Total Expenditures

Balance of Funds as of June 30, 2015

3,210,448.23

FUNDING COMMITMENTS

Local Paving Projects

103,750.00

State Road Projects

State Road Match Projects

Total Committed Funds

103,750.00

Total Uncommitted Funds Available for New Projects

3,106,698.23

Sumter FY15 CTC Annual Report

LOCAL ROAD PROJECTS


LOCAL ROUTE	PROJECT DESCRIPTION	WORK TYPE	RESPONSIBLE AGENCY	BUDGET	TOTAL EXPENDITURES	CURRENT EXPENDITURES	REMAINING BUDGET
	Advertisement in local paper - "The Item" for City Roads - CFunds	Advertisement	City of Sumter	\$ 23.86	\$ 23.86	\$ 23.86	\$ -
	Buckhorn Road, Burnt Gin Road, Furman Cove, McCrays Mill Road, Rockdale Blvd, Sally Street, Sandra Court, Wedgetlake Drive	Grade, Drain, Pave	Sumter County	\$ 1,577,715.17	\$ 297,584.47	\$ 297,584.47	\$ -
	Pearce Subdivision - drainage study	Engineering	Sumter County	\$ 5,000.00	\$ 5,000.00	\$ 5,000.00	\$ -
	Newman Street Storm Drain Replacement	Replace Storm Drain	City of Sumter	\$ 103,750.00	\$ -	\$ -	\$ 103,750.00
	Totals for Local Paving Projects			\$ 1,686,489.03	\$ 302,608.33	\$ 302,608.33	\$ 103,750.00

EXPENDITURES FOR LOCAL PAVING PROJECTS AS PERCENT OF TOTAL INCOME= 14.74%

STATE ROAD PROJECTS

ROAD ROUTE	PROJECT DESCRIPTION	WORK TYPE	RESPONSIBLE AGENCY	BUDGET	TOTAL EXPENDITURES	CURRENT EXPENDITURES	REMAINING BUDGET
	White Street, Shire Street, Highland Avenue, Carl Avenue, Andrena Drive, Woodcrest Street, Palmetto Street, Chappell Street, Chappell Court, Monroe Street, Fort Street, White Oak Park	Resurface	City of Sumter	\$489,064.85	\$ 489,064.85	\$ 489,064.85	\$ -
	Kingsbury Road	Resurface & Guardrail	City of Sumter	\$24,023.47	\$ 24,023.47	\$ 24,023.47	\$ -
	Advertisement in local paper - "The Item" for State Roads - Cfunds	Resurface	City of Sumter	\$28.86	\$ 28.86	\$ 28.86	\$ -
	Totals for State Paving Projects			\$513,117.18	\$ 513,117.18	\$ 513,117.18	\$ -

EXPENDITURES FOR STATE PAVING PROJECTS AS PERCENT OF TOTAL INCOME= 25.00%

CTC Chairman: 
 CTC Date: 9-29-15

York County Annual C Fund Report
July 1, 2014 - June 30, 2015
 Report Date = September 23, 2015

INCOME AND EXPENSES

Balance of Funds as of July 1, 2014		\$ 12,603,238.96
Income:		
Funds Received for Period July 1, 2014 through June 30, 2015	\$ 4,871,486.24	
Interest Earned for Period July 1, 2014 through June 30, 2015	\$ 42,690.52	
East York Industrial - Genthe Court	\$ 20,000.00	
DOT Project Funds Returned - Projects under Budget	\$ 13,250.01	
Total Income	\$ 4,947,426.77	
Expenses:		
Administrative Expenses	\$ 1,123,652.73	
Local Road Project Expenditures	\$ 3,297,121.21	
State Road Project Expenditures	\$ 0.00	
State Road Match Expenditures	\$ 4,420,773.94	
Total Expenditures	\$ 13,129,891.79	
Balance of Funds as of June 30, 2015		

FUNDING COMMITMENTS

Local Paving Projects	\$ 4,509,946.38
State Road Projects	\$ 6,362,151.90
State Road Match Projects	\$ 0.00
Total Committed Funds	\$ 10,872,098.28
Total Uncommitted Funds Available for New Projects	\$ 2,257,793.51

LOCAL PAVING PROJECTS

Local Route	Appraisal Year	Project Description	Work Type	Responsible Agency	Budget	Total Expenditures	Current Fiscal Year Expenditures	Remaining Budget
Moss Lake Drive, Taners Road, Dove Hill Lane, Noely Road, Humphries Road, Mason Montgomery Road, Bonner Horton Road, Wilson Chappell Road, Lind-Hart Lane, Ulta Drive, Chasaban Drive, Canipe Road	2013-2014	CF 13-14 PW Calcium Chloride Project	Calcium Chloride	York County (PW)	\$ 12,040.56	\$ 11,220.58	\$ 11,220.58	\$ 819.98
District 3 Roads, District 5 Roads, District 6, Oldpost Street	2014-2015	CF 14-15 PW Calcium Chloride Project	Calcium Chloride	York County (PW)	\$ 18,950.73	\$ 18,950.73	\$ 18,950.73	\$ -
Barnette Road	2012-2013	CF 12-13 PW Paving	Paving	York County (PW)	\$ 1,846.93	\$ 1,849.93	\$ 1,849.93	\$ -
Rainey Park Asphalt Trail	2013-2014	CF 13-14 PW Paving	Paving	York County (PW)	\$ 34,070.61	\$ 34,070.61	\$ 34,070.61	\$ -
Seaside Drive	2009-2010	CF 09-10 EN Resurfacing	Resurfacing	York County (EN)	\$ 14,404.00	\$ -	\$ -	\$ 14,404.00
Emergreen Road	2012-2013	CF 12-13 EN Resurfacing	Resurfacing	York County (EN)	\$ 100,000.00	\$ -	\$ -	\$ 100,000.00
Blowing Rock, Crown Ridge, Glenview Streets, Doe Ridge Road, AO Jones, Straight Drive, Regent Parkway	2013-2014	CF 13-14 EN Resurfacing	Resurfacing	York County (EN)	\$ 413,911.00	\$ 12,222.90	\$ 12,222.90	\$ 401,688.10
Wayfarer Road, McConkie Street, Hoobear Road, Porter Hill Lane, Old Soap Road, Indigo's Creek Road, Cypress Road, Beaver Creek Trail, Purgatory Ridge, Fairway Road, Pittman Lane, Broadbow Road	2012-2013	CF 12-13 EN Gravel Road Paving	Paving	York County (EN)	\$ 49,826.17	\$ 49,826.17	\$ 49,826.17	\$ -
Rivada Road, Sheffield Drive, Plectwood Road, Eby Road, Chalk Street	2013-2014	CF 13-14 EN Gravel Road Paving	Paving	York County (EN)	\$ 318,000.00	\$ 361.90	\$ 361.90	\$ 317,638.10
5. Jones Street, S. Confederate Street, Wilson Street, Ghent Court, Sheepchase Drive, Coar Street, Deas Street	2014-2015	CF 14-15 EN Gravel Road Paving	Paving	York County (EN)	\$ 625,900.00	\$ -	\$ -	\$ 625,900.00
S. Jones Street, S. Confederate Street, Wilson Street, Ghent Court, Sheepchase Drive, Coar Street, Deas Street	2011-2012	CF 11-12 RN Resurfacing	Resurfacing	City of Rock Hill (RH)	\$ 605,760.79	\$ 600,760.79	\$ 131,363.90	\$ 0.97
Pendleton Street, Adiragon Avenue, Glenn Street, Hagis Street, Fieldcrest Circle, Summers Glen, Aldengate Road, Hill Top Road, Carabela Avenue	2012-2013	CF 12-13 RH Resurfacing	Resurfacing	City of Rock Hill (RH)	\$ 602,903.55	\$ 482,845.56	\$ 482,845.56	\$ 139,646.66
Pelham Wood Drive, Chisveston Drive, Remfield Drive, Breckenwood Drive, Brooklines Court, Arbor View Drive	2013-2014	CF 13-14 RH Resurfacing	Resurfacing	City of Rock Hill (RH)	\$ 423,088.20	\$ -	\$ -	\$ 423,088.20
Pain Tree Circle, Mill Rai Way, Palmyra Silver Fox, Rindge Bay Lane, Tuligi Sub-Cassavalle	2013-2014	CF 13-14 TC Resurfacing	Resurfacing	City of Tege City (TC)	\$ 381,200.45	\$ 380,920.45	\$ 380,920.45	\$ 280.00
South 2825th Street, Jason Ryan Branch Cross Road, Watson Street, Eggewater Way, Leeward Lane, Polynarius Lane, Monticello Drive, Ashford Way, Boxham Place, South Atlantic Drive	2014-2015	CF 14-15 TC Resurfacing	Resurfacing	City of Tege City (TC)	\$ 283,240.00	\$ -	\$ -	\$ 283,240.00
Arrow Road Realignment	2014-2015	CF 14-15 EN Resurfacing	Resurfacing	York County (EN)	\$ 691,073.00	\$ -	\$ -	\$ 691,073.00
East York Industrial - Gentile Court	2014-2015	CF 14-15 ED Road Improvements	Road Improvements	York County (EN)	\$ 765,321.00	\$ -	\$ -	\$ 765,321.00
Waterford	2014-2015	CF 14-15 ED Road Improvements	Road Improvements	York County (EN)	\$ 332,473.00	\$ -	\$ -	\$ 332,473.00
Looking Glass Lane, Chatham Avenue, Willard Head Drive, Chipa God Way, Nutcracker Way, Sheheen Street	2014-2015	CF 14-15 RH Resurfacing	Resurfacing	City of Rock Hill (RH)	\$ 423,733.37	\$ -	\$ -	\$ 423,733.37
TOTALS					\$ 6,089,466.36	\$ 1,568,878.31	\$ 1,123,652.73	\$ 4,509,946.38

EXPENDITURES FOR LOCAL PAVING PROJECTS AS PERCENT OF TOTAL INCOME = 22.71%

State Paving Projects

Road/Route	Project Description	Work Type	Responsible Agency	Budget	Expenditures	Current Fiscal Year Expenditures	Remaining Budget
Hurlock-Groham Parkway	CF 06-07 SC	Match Improvements	SCDOT	\$ 91,605.00	\$ -	\$ -	\$ 91,605.00
Hullbrook Road	CF 12-13 SC	Resurfacing	SCDOT	\$ 360,000.00	\$ -	\$ -	\$ 360,000.00
Banks Street	CF 12-13 SC	Resurfacing	SCDOT	\$ 400,000.00	\$ -	\$ -	\$ 400,000.00
Heddie Boulevard	2010-2011	Sidewalk	SCDOT	\$ 18,000.00	\$ -	\$ -	\$ 18,000.00
Sutton Road Sidewalk	2014-2015	Air Quality Study	SCDOT	\$ 7,000.00	\$ -	\$ -	\$ 7,000.00
Rich Street, Mansfield Street, Glenn Street, Dewey Street, Mondair Drive, Linwood Street, Sandy Court, Culp Street, Evan Avenue, Adkins Avenue, Deas Street	2011-2012	Resurfacing	City of Rock Hill	\$ 52,448.44	\$ 52,448.44	\$ -	\$ -
Greer Street, Stadium Street, Heide Street, Taylor Street, Blake Street, Timber Lane, Farway Circle, Bynum Street, Cummings Street, Maple Street, Smith Street, Cobys Street, Lakeview Drive, Timberlake Drive, Cherokee Avenue	2012-2013	Resurfacing	City of Rock Hill	\$ 903,009.97	\$ 734,642.20	\$ 734,642.20	\$ 174,349.51
Nims Lake Drive and Rings Court	2014-2015	Resurfacing	York County (EN)	\$ 255,000.00	\$ -	\$ -	\$ 255,000.00
Reynwood Lane, Northlight Drive, Madden Lane, Aspen Lane, Moss Street, Robin Loney, Crider Run, Rowland Drive, Stonewall Court, Forest Drive, Bynum Avenue, Calhoun Street, Monticello Drive, Bensen, Juniper-Ferguson, Grayson Road, Wimperberry Road, Oak Street, Cherry Street, Fairfield, Lauren Street, Broad Street	2014 - 2015	Resurfacing	SCDOT	\$ 2,608,915.20	\$ -	\$ -	\$ 2,608,915.20
Green Street, Spruce Street, Blackburn Street, Rabbit Run, Creekwood Drive, Battlefield Avenue	2013-2014	Resurfacing	York County (EN)	\$ 632,150.20	\$ -	\$ -	\$ 632,150.20
Elm Street, Hampshire Lane, Little Mountain Road, Parkview Street, Ole Cambridge Circle, Railroad Avenue, Schuyler Avenue, Flint Street, Barnes Street, Hampton Ridge Road, Springdale Road, Woodhaven Road, Hill Avenue	2013-2014	Resurfacing	SCDOT	\$ 2,458,497.10	\$ 2,364,366.14	\$ 2,364,366.14	\$ 92,130.96
Coch Jenkins Memorial Signage	2014-2015	Signage	SCDOT	\$ 500.00	\$ 500.00	\$ 500.00	\$ -
Town of Sharon Sidewalk	CF 14-15 EN	Sidewalk	York County (EN)	\$ 100,000.00	\$ -	\$ -	\$ 100,000.00
History Grove Sidewalk Project	CF 12-13 EN	Sidewalk	York County (EN)	\$ 99,164.43	\$ 99,164.43	\$ 99,164.43	\$ -
Paradise Community Improvement Project	CF 13-14 AD	Water, Sidewalk, roadway & curb	SCDOT	\$ 75,000.00	\$ -	\$ -	\$ 75,000.00
ARVA	CF 14-15 ED			\$ 78,000.00	\$ -	\$ -	\$ 78,000.00
Kingsley Park	CF 14-15 ED			\$ 475,000.00	\$ -	\$ -	\$ 475,000.00
Allison Creek Industrial Park	CF 11-12 ED	Roadway Improvements		\$ 750,000.00	\$ -	\$ -	\$ 750,000.00
Project Orange - Spatenbury	CF 12-13 ED	Roadway Improvements	York County	\$ 270,000.00	\$ -	\$ -	\$ 270,000.00

TOTALS
 EXPENDITURES FOR STATE ROAD PAVING PROJECTS AS PERCENT OF TOTAL INCOME - 0.04%

TOTALS
 EXPENDITURES FOR STATE ROAD PAVING PROJECTS AS PERCENT OF TOTAL INCOME - 0.00%

DATE: September 28, 2015

TE CHAIRMAN