

<b>AGENCY NAME:</b>	<b>State Board for Technical and Comprehensive Education</b>		
<b>AGENCY CODE:</b>	<b>H59</b>	<b>SECTION:</b>	<b>25</b>

## Fiscal Year 2018-19 Accountability Report

### SUBMISSION FORM

<b>AGENCY MISSION</b>	<p>The SC Technical College System provides learning opportunities that promote the economic and human resource development of the state.</p>
-----------------------	---

<b>AGENCY VISION</b>	<p>The SC Technical College System will lead the nation in delivering relevant and effective programs that advance workforce development, promote economic development and ensure attainment of student learning goals.</p> <p>The System's core values are: Partnership   Public Trust   Responsiveness   Opportunity   Access   Diversity   Integrity</p>
----------------------	---

Please select yes or no if the agency has any major or minor (internal or external) recommendations that would allow the agency to operate more effectively and efficiently.


<b>RESTRUCTURING RECOMMENDATIONS:</b>	<b>Yes</b>	<b>No</b>
	<input type="checkbox"/>	<input checked="" type="checkbox"/>


Please identify your agency's preferred contacts for this year's accountability report.

	<u><b>Name</b></u>	<u><b>Phone</b></u>	<u><b>Email</b></u>
<b>PRIMARY CONTACT:</b>	Randy Johnson	(803) 896-5316	johnsonr@sctechsystem.edu
<b>SECONDARY CONTACT:</b>	Kelly Steinhilper	(803) 896-5403	steinhilper@sctechsystem.edu

<b>AGENCY NAME:</b>	<b>State Board for Technical and Comprehensive Education</b>		
<b>AGENCY CODE:</b>	<b>H59</b>	<b>SECTION:</b>	<b>25</b>

I have reviewed and approved the enclosed FY 2018-19 Accountability Report, which is complete and accurate to the extent of my knowledge.

<b>AGENCY DIRECTOR</b> <b>(SIGN AND DATE):</b>  <b>(TYPE/PRINT NAME):</b>	
	Tim Hardee

<b>BOARD/CMSN CHAIR</b> <b>(SIGN AND DATE):</b>  <b>(TYPE/PRINT NAME):</b>	
	Gregory B. Askins

AGENCY NAME:	State Board for Technical and Comprehensive Education		
AGENCY CODE:	H59	SECTION:	25

## SC Technical College System

# Preparing South Carolina's Workforce

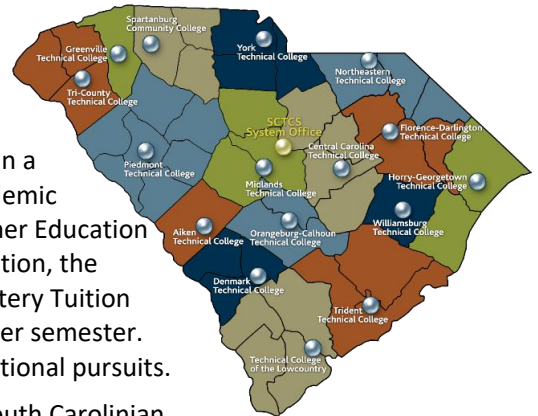
The State Board for Technical and Comprehensive Education operates the SC Technical College System. The System consists of three major components that work together to lead workforce development and economic development efforts in South Carolina: our 16 colleges; our readySC™ program; and our Apprenticeship Carolina™ program.

All components of the System work collaboratively to build South Carolina's workforce. As the state's primary mechanism for workforce and economic development, the System plays a critical role in shaping South Carolina's economic landscape. Working diligently to ensure that tomorrow's workforce is armed with the right knowledge, skills and abilities to meet the ever-changing demands of business and industry, the System is enhancing employability of the state's citizens and preparing a work-ready South Carolina.

### Our Colleges

Affordability and accessibility have long been key tenets of the System. Our colleges remain one of the most economical means to a quality higher education in South Carolina. It is important that we maintain a reasonable and affordable tuition for our students. To this end, each academic year, the State Board establishes a tuition range for the colleges. The Higher Education Price Index (HEPI) is used as a guideline for establishing this range. In addition, the System aggressively promotes each year the continued funding of the Lottery Tuition Assistance program, which currently helps to offset tuition up to \$1,200 per semester. Nearly 30% of our students rely on this assistance to continue their educational pursuits.

Our colleges are strategically located across the state with nearly every South Carolinian within a 30-minute drive of one of our 16 main campuses or 64 satellite campuses. Yet, we understand that geographical location addresses just one aspect of accessibility. Flexibility as well as breadth and depth of programs and services offered must also be taken into account. Our colleges make available flexible course offerings, an array of online options and degrees, diplomas and certificates in South Carolina's high-demand, high-paying fields. Across the System, our colleges offer 80 degrees, 28 diplomas and nearly 1,000 certificate programs.



### readySC™

Our readySC™ program was established as an economic development training incentive designed to guarantee South Carolina could remain competitive through changing economic circumstances. It remains a key component of South Carolina's economic development engine and has been recognized for more than 50 years as one of the nation's premier programs of its kind. readySC™ focuses on the recruiting and initial training needs of new and expanding organizations in South Carolina by providing recruiting, assessment, training development, management and implementation services to qualifying organizations creating new, permanent, full-time jobs for the state that offer competitive wages and benefits.

### Apprenticeship Carolina™

Established in 2007, Apprenticeship Carolina™ serves as the state's registered apprenticeship intermediary for South Carolina. Apprenticeship Carolina™ works with employers and the technical colleges to create demand-driven registered apprenticeship programs. At no cost to the employer, apprenticeship consultants guide companies through the program development and registration process. The process ensures that companies obtain full recognition in the national Registered Apprenticeship System.

The growth in the number of programs and the number of apprentices has been phenomenal. Since Apprenticeship Carolina's™ inception, it has registered over 1,000 companies serving more than 32,000 individuals. Due to its innovative approach and exponential growth, Apprenticeship Carolina™ is held as a model for the nation.

<b>AGENCY NAME:</b>	<b>State Board for Technical and Comprehensive Education</b>		
<b>AGENCY CODE:</b>	<b>H59</b>	<b>SECTION:</b>	<b>25</b>

## MAJOR ACHIEVEMENTS

### Leadership and Advocacy Initiatives

The System has always been and continues to be South Carolina's workforce development engine. The System offers organizations – large, small and all those in between – a wide variety of programs and services designed to enhance the skill level of our state's workforce.

The impact is far-reaching. As the state's largest higher-education sector, the System educates more of South Carolina's undergraduates than all other public colleges and universities combined – 57% of undergraduates in South Carolina enrolled at a public college or university attends one of our 16 colleges. Each year, we educate and train more than 176,000 South Carolinians through our credit and continuing education programs.

Student success is an essential driver for the System. Our outstanding placement rates show that 90% of our graduates are either employed in a job related to their education or are continuing their education. Our innovative Apprenticeship Carolina program has increased the state's number of registered apprenticeship programs more than eleven-fold. In addition, the System's readySC program is consistently listed as a top economic development incentive for workforce training and recruitment.

Additionally, as part of efforts to increase accessibility and enhance affordability, the System developed an awareness campaign to promote all the System's existing online offerings under one brand umbrella – *SCTechConnect*. This awareness campaign is designed to promote online offerings through the state's 16 technical college as an affordable, flexible option for meeting higher education goals.

### Academic and Educational Initiatives

Student retention, professional development and managing partnerships continued to be emphasis areas during the past year. Professional development institutes focused on new and innovative ways to engage students and increase academic outcomes. During the fall semester, the System in collaboration with Clemson University, sponsored an institute focused on augmented reality and artificial intelligence. Faculty and staff from across the System, including invited guests from the State Department of Education, Department of Commerce, and the General Assembly, were engaged by regional and national presenters in how to use these concepts to increase faculty and student engagement.



Seventy-nine (79) faculty and staff participated in this institute. In addition to the fall institute, a spring institute focused on student retention was held. The institute included presentations from nationally recognized speakers and well-respected colleagues within the System. A virtual component of the institute allowed participation for additional faculty and staff. Face-to-face and virtual participation combined to reach over 200 faculty and staff members. Discussions from both the fall and spring institutes provided opportunities to rethink approaches to student success with emphasis on the role of equity and predictive analytics in student success. The upcoming year will consist of a visit to Georgia State University to continue to develop strategies to increase student retention.

In addition to the Institutes, over 250 part-time and full-time faculty and staff were trained this year through the Teaching and Learning Tuesdays (TLT) series. Since inception, there have been over 1,000 trained. TLTs provide monthly online programming that focuses on a variety of topics related to student initiatives, instruction, technology, Title IX, and other emerging trends geared towards student success.

Student access has become a major topic of discussion nationally and within the System. The rising costs of textbooks is a major concern for our colleges. To address this issue, presenters were secured this past spring to engage the Chief Academic and Chief Student Affairs Officers on the topics of inclusive access and open educational resources (OER). Additionally, a survey was conducted to gain a better understanding of local initiatives and partnerships. Data from

<b>AGENCY NAME:</b>	<b>State Board for Technical and Comprehensive Education</b>		
<b>AGENCY CODE:</b>	<b>H59</b>	<b>SECTION:</b>	<b>25</b>

the survey will be evaluated to gauge opportunities to scale these initiatives and increase student accessibility.

This past year, the System continued to grow partnerships with four-year institutions and business and industry. System-wide transfer agreements were signed with South Carolina State University, Coastal Carolina University, Claflin University (RN to BSN), and Bethel University (TN) during the 2018-19 academic year. These partnerships will serve to increase access to four-year institutions and higher credentials for students from all 16 SC technical colleges. Data suggests the System's students perform well when transferring to four-year institutions.

Engagement activities between these four-year institutions and the System will continue throughout the agreements. Development of curriculum pathways and programmatic articulation with these institutions will be explored in the upcoming year. Additionally, partnerships with the SC Propane Gas Association and Siemens provided training opportunities for faculty to improve heating, ventilation, and air conditioning (HVAC) and mechatronics programs.



Additional partnership agreements were expanded with the SC Department of Motor Vehicles. An enhanced agreement now allows motorcycle license waivers for the intermediate and experienced courses offered through the SC Rider Education program. Access to motorcycle license waivers are now available in three motorcycle rider education courses and expands opportunities for permit holders and unlicensed motorcyclists to receive their endorsement and ride safer on the roadways.

Other accomplishments include completion of the annual US Department of Civil Rights Methods of Administration Audit for two colleges. Additionally, an expert on the Family Educational Rights and Privacy Act (FERPA) presented to the Chief Student Services Officers and Title IX presentations were conducted at two colleges. The annual Phi Theta Kappa Student All State Recognition ceremony included a visit to the legislative chambers and recognition by the General Assembly. A Student Loan Default Prevention provider was secured to help colleges manage Cohort Default Rates. The Workforce Pathways Grant Fund was established through a legislative proviso, and eight technical colleges were awarded funds in 2019 to establish new or enhance existing pathways that confer the necessary skills and training to prepare students for careers in industry sectors with critical workforce needs including: Diversified Manufacturing; Business and Information Technology Services; Healthcare; Transportation; Logistics, and Wholesale Trade; and Construction. A report on the Workforce Pathways Grant will be submitted to legislators in September 2019. Regular activities continue to include the management of approximately \$6 million in annual recurring federal funds that support career and technical education programs offered for academic credit. Additional regular activities include the approval of 65 new programs and 80 new courses, monitoring of dual enrollment and program evaluation, coordination of nearly 20 peer groups, conference presentations, and ongoing research and publication.

### **Workforce Development Initiatives**

**Registered Apprenticeship.** Apprenticeship Carolina™ guides companies located in South Carolina through the apprenticeship development and registration so that companies receive full recognition in the national Registered Apprenticeship system with the U.S. Department of Labor (USDOL). With a team of six Apprenticeship Consultants, Apprenticeship Carolina is the state's liaison for apprenticeships.

**Continued Growth.** Since its inception, Apprenticeship Carolina has assisted over 1,000 South Carolina companies across all industries to register apprenticeship programs. The number of companies assisted has increased tenfold from 90 in 2007 to well over 1,000 in the last fiscal year. To date, over 32,000 South Carolinians have been registered as apprentices – an overwhelming increase from 777 in 2007. Apprenticeship Carolina continues to lead the nation in the number of new apprenticeship programs registered, apprenticeship activity and notoriety. Apprenticeship programs continue to provide companies the benefits of a sustainable, highly trained workforce pipeline and award apprentices a nationally recognized credential in their occupation.

<b>AGENCY NAME:</b>	<b>State Board for Technical and Comprehensive Education</b>		
<b>AGENCY CODE:</b>	<b>H59</b>	<b>SECTION:</b>	<b>25</b>

Grant Opportunities. Apprenticeship Carolina is the recipient of four grants from USDOL's Employment and Training Administration. The grants provide support to increase the number of apprenticeships throughout the state. One of the USDOL grants, the SC Apprenticeship Initiative grant, is a \$5 million award from the USDOL American Apprenticeship Initiative. Most of the funds are designated to cover educational costs of apprenticeships in manufacturing, professional services, information, health and social assistance, utilities, construction, transportation warehousing and public administration. 1,926 apprentices have received funds from the grant to pay tuition to subsidize college courses required to complete the registered apprenticeship program. 144 South Carolina company locations have benefited from the funds.

In 2016, Apprenticeship Carolina was awarded a \$900,000 USDOL grant that is currently assisting technical colleges and companies in the expansion of registered youth apprenticeship programs and pre-apprenticeship programs. The grant is being utilized in seven of the 16 technical college service areas. In the spring of 2018, USDOL awarded Apprenticeship Carolina a grant for \$1,089,990 as a continuation of apprenticeship expansion funding. These funds are currently being utilized to advance apprenticeships through K-12 partnerships and dual enrollment, economic development and workforce solution systems across the state.

The Appalachian Regional Commission awarded Apprenticeship Carolina a \$250,000 grant to expand registered apprenticeship throughout the manufacturing and healthcare industries. This grant opportunity is available for companies located in Anderson, Pickens, Oconee, Greenville, Spartanburg and Cherokee counties. Companies are engaging with the local technical colleges to develop programs supported by the grant.

Youth Apprenticeship. Youth Apprenticeship is a forward-focused component of Apprenticeship Carolina that demonstrates growth statewide. The program allows companies to train and mentor potential future full-time employees, creating a crucial recruitment pipeline of young, skilled workers. Youth apprentices can earn a wage while they finish high school and earn college credits. High school completion is also a requirement. Through this program, youth enhance their employability by obtaining critical work and academic skills. This past year the number of companies with a registered youth program increased from 195 to 216.



Industry outreach. During the fiscal year, Apprenticeship Carolina, through grant opportunities, has been able to host industry-specific workforce accelerator events to promote apprenticeship as a workforce development tool for employers, industry associations and education stakeholders in the areas of energy, manufacturing, life sciences and construction. One of the USDOL grants also allowed Apprenticeship Carolina to host two mentor trainings for companies that have registered apprenticeship programs.

Enterprise Zone Retraining Tax Credit Program. Ezone helps keep industry in South Carolina competitive by providing manufacturing, processing and technology intensive companies located in South Carolina the opportunity to receive a refund for "retraining" certain employees. By participating in the Ezone program, qualified companies may be reimbursed by the Department of Revenue, up to \$1,000 per eligible employee, per year, (not to exceed \$5,000, over 5-year life of application), against withholding taxes, for certain training and education.

### **Economic Development Initiatives**

The System's readySC™ program plays a key role in the state's economic development efforts. It is recognized nationally as the premier program of its kind. readySC focuses on the recruiting and initial training needs of new and expanding organizations and continues to be a top incentive for the state. More than 85% of relocating or expanding companies rank readySC's services as playing a significant role in their ultimate decision to move or grow here. On any given day, readySC is working approximately 100 projects across South Carolina. These projects cover the spectrum from our state's most-developed to least-developed counties and include both large organizations and smaller companies. Last year, readySC trained nearly 5,000 individuals and worked with 115 different companies.

<b>AGENCY NAME:</b>	<b>State Board for Technical and Comprehensive Education</b>		
<b>AGENCY CODE:</b>	<b>H59</b>	<b>SECTION:</b>	<b>25</b>

The Boeing project held 3,057 training events last year and trained 4,237 people. readySC staff are certified to teach over 300 Boeing certified courses. The Volvo project has trained over 1,500 people to date. The Mercedes project has trained over 1,400 people to date. In the last year the Arthrex project in Anderson County and the W International project in Berkeley County began recruiting, hiring and training employees.

### **Fiscal and Budget Initiatives**

Legislative Budget. The System continues to be recognized by the General Assembly as a priority and was funded as follows for FY2018-2019:

The General Fund Base Funding for the System was \$156.6 million, of which \$140.4 million was distributed to the colleges using various funding models.

The Lottery Tuition Assistance Program was funded for \$47.3 million in FY18-19 and the per semester award for both fall 2018 and spring 2019 was \$1,200.

The System's readySC program was funded \$9.4 million from lottery funds for direct training projects. This funding was in addition to recurring appropriations used for program administration and training costs. Also, during the fiscal year, the Executive Budget Office approved a budget adjustment of \$7.6 million to fund unanticipated training costs.

The colleges received additional Lottery Funds for Workforce Scholarships and Grants in the amount of \$11 million. These funds were distributed using the STEM+ formula. Other Lottery funding included Job Skill Training Equipment funding of \$4.1 million; Lottery Technology Equipment funding of \$4.1 million; and Palmetto Promise Scholarship funding of \$3.9 million.

### **Information Technology Initiatives**

Enterprise Information Security Compliance. Cyber Security continues to be a priority for all of our institutions and the System. Each college and the system office are progressing towards strengthening their security posture using a customized roadmap and plan toward information security compliance, which is based on a nationally recognized and state approved methodology. These gradual improvements are the areas of People (training), Process (policies and procedures) and Technology toolsets and are based on best practices and State and Federal Security and Privacy requirements.

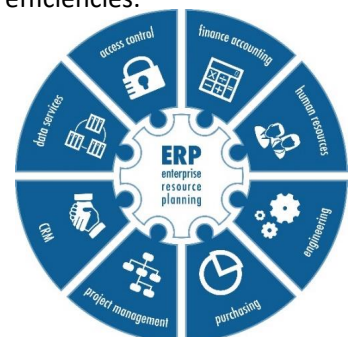


The roadmap and plan to compliance leverages cost-effective approaches via collaborative projects and shared procurements, and this initiative continues to engage all colleges, including relevant peer groups and stakeholders.

Multiple system-wide security/infrastructure improvement projects continue to be chartered by the Systems's Chief IT and Business Officer Peer groups, and current and future technology investments and projects are now tied to the security compliance roadmap and plan.

Enterprise Resource Planning (ERP). Enterprise Resource Planning (ERP) systems and related processes continue to represent significant resources and mission critical activities and functions at all of the 16 technical colleges. The SCTCS's councils and peer groups continue to work together each year to review and analyze current ERP related opportunities for collaborative services and training, including planning toward future ERP needs. These continued efforts in operating cost and focus on improving services and increasing efficiencies.

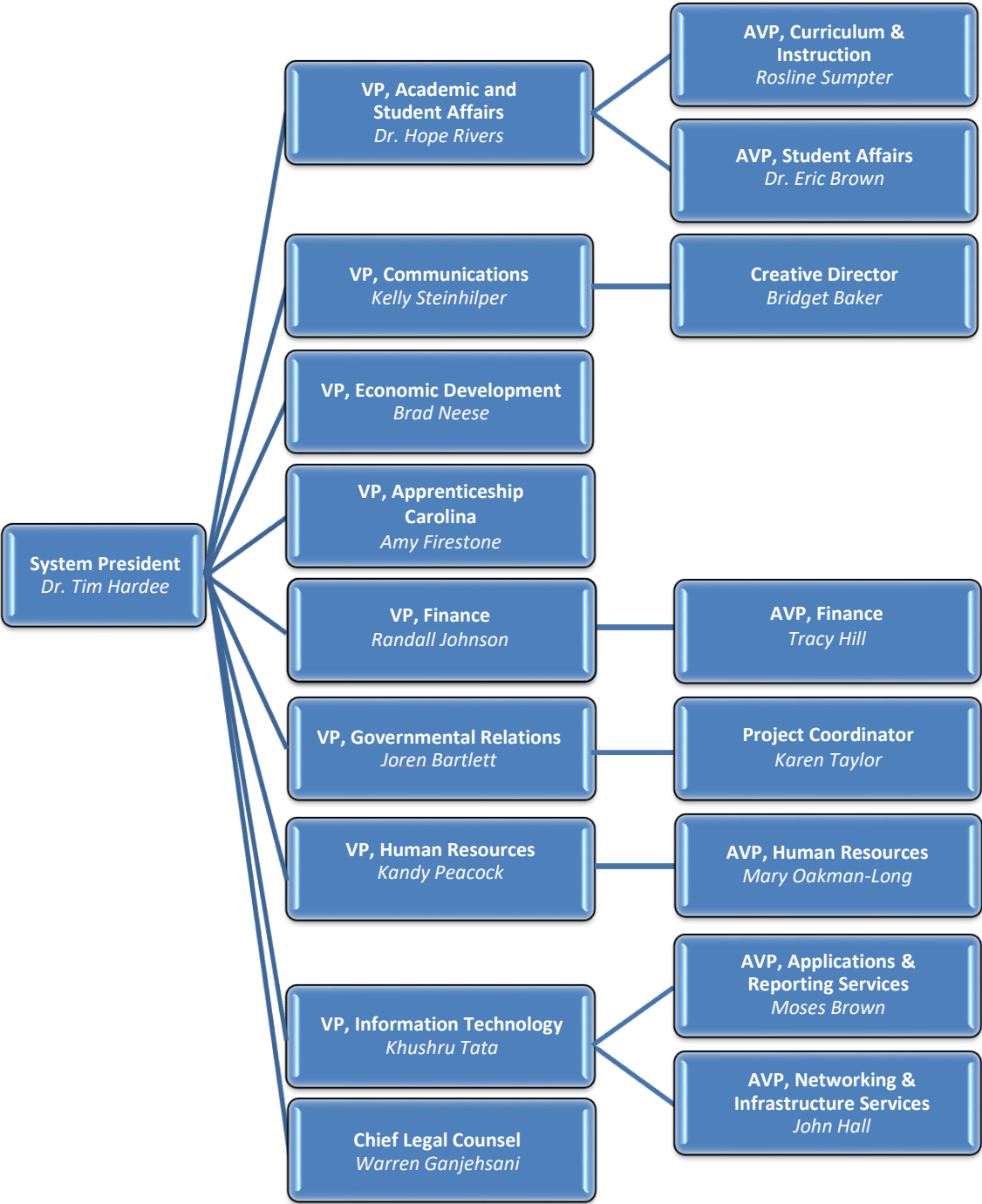
Shared Services and Collaborative Projects. The System's leadership and peer groups have continued to charter collaborative projects and shared procurements. These projects have engaged key stakeholders and peer groups from the colleges and have sought to collaborate towards IT infrastructure and system upgrades and future needs. These projects also include a robust and continuous shared services component, where colleges collaborate on common system enhancements, maintenance upgrades and training, as well as shared hosting for their ERP systems. This collaborative approach continues to provide the colleges with a more cost-effective and sustainable model for management of their IT systems and infrastructure.



<b>AGENCY NAME:</b>	<b>State Board for Technical and Comprehensive Education</b>		
<b>AGENCY CODE:</b>	<b>H59</b>	<b>SECTION:</b>	<b>25</b>

**The SC Technical College System Organizational Chart**

The following organizational chart shows the System’s structure and the first three levels of management for the agency.



<b>AGENCY NAME:</b>	<b>State Board for Technical and Comprehensive Education</b>		
<b>AGENCY CODE:</b>	<b>H59</b>	<b>SECTION:</b>	<b>25</b>

### **Risk Assessment and Mitigation Strategies**

South Carolina is facing staggering workforce demand. Over the past five years, South Carolina has seen unprecedented economic development growth. This job growth has surpassed that of Georgia and Tennessee while matching North Carolina's effort. This success is due in large part to the state's ability to draw new residents with a business-friendly climate.

This growth also brings with it the ever-increasing demand for highly-skilled, ready workers.

It is important to note that the majority of these jobs require more than a high school diploma and less than a four-year degree. These high-demand jobs require post-secondary certificates, credentials and, in some cases, a degree. Couple the lack of post-secondary education with an aging workforce fast approaching retirement and South Carolina faces a workforce skills gap.

The SC Technical College System is tasked with filling this gap through training and education in high-demand fields. Funding is essential to meeting this demand and ensuring that a quality technical education remains accessible and affordable for all South Carolinians.

The System has crafted a carefully considered and vetted legislative agenda for this year's budget session which would allow our colleges to continue effectively meeting the demands of business and industry in high-demand STEM, manufacturing, health care and IT fields. Sufficiently funding the System's requests along with continuing to support the Lottery Tuition Assistance Program through maintained funding will aid in resolving the workforce demand before it becomes a crisis.

### **Restructuring Recommendations**

Not applicable. The System has no recommendations for proposed restructuring at this time.

### **Report Submission Compliance**

The System publishes *SOUTH CAROLINA'S COMPETITIVE EDGE* magazine periodically each year. Copies are mailed to legislators and other stakeholders, but we were unaware of the S.C. Code sections requiring submission of copies to the Legislative Services Agency and the State Library. Now that we're cognizant of the requirements, we will comply in the future.

### **Regulation Review**

Not applicable. The System does not issue regulations.

Agency Name: STATE TECHNICAL & COMPREHENSIVE EDUCATION

Fiscal Year 2018-2019  
Accountability Report

Agency Code: H590      Section: 25

Strategic Planning and Performance Measurement Template

Statewide Enterprise Strategic Objective	Type	Item #			Description	Base	2018-19		Time Applicable	Data Source and Availability	Calculation Method	Meaningful Use of Measure
		Goal	Strategy	Measure			Target	Actual				
Education, Training, and Human Development	G	1			Ensure excellence and value by providing high quality, relevant programs and s							
	S	1.1			Provide program evaluation, review, and approval.							
	M			1.1.1	Number of new academic certificate, diplomas, and degrees	0	35	65	7/1/18-6/30/19	New Program Submissions	Total Number	Enhances accessibility in breadth and depth of programs provided
	M			1.1.2	Number of existing academic programs in good standing (includes degrees, diplomas, and certificates)	1006	975	987	7/1/18-6/30/19	Program reviews evaluated against criteria and standards	Total Number	Ensure a quality higher education is being provided that is relevant to the local community
	S	1.2			Maintain accessibility and affordability of higher education for South Carol							
	M			1.2.1	Percentage increase in tuition and fees - State Board maximum tuition	\$ 260.40	2% - 4%	3.70%	Effective for upcoming academic year	Commonfund Institute - Higher Education Price Index	Maximum per credit hour increased by HEPI percentage increase	Ensures that a quality higher education remains affordable and accessible to South Carolinians
	M			1.2.2	Percentage increase in tuition and fees - average actual at colleges	\$ 4,309.00	< 4%	3.62%	Academic Years 2018-2019 vs. 2017-2018	CHE Tuition and Required Fees Schedule by college	% increase (academic year to academic year)	Ensures that a quality higher education remains affordable and accessible to South Carolinians
	S	1.3			Provide responsible and flexible access to education, training, and retrainir							
	M			1.3.1	Number of distance learning opportunities	0	3000	4530	7/1/18-6/30/19	EDSS Data Reporting System	Total Number	Enhances accessibility in breadth and depth of programs provided
	S	1.4			Provide responsible and flexible access to education and training through c							
	M			1.4.1	Number of dual enrollment opportunities	0	1000	1626	7/1/18-6/30/19	EDSS Data Reporting System	Total Number	Enhances accessibility in breadth and depth of programs provided
Education, Training, and Human Development	G	2			Achieve greater efficiency and effectiveness in fulfilling the Technical College S							
	S	2.1			Improve system-wide decision making by increasing access to data.							
	M			2.1.1	Execution date of data sharing agreement with SCDEW	N/A	6/15/2018	Signed in May 2018	7/1/18-6/30/19	MOA between DEW and Individual Colleges	N/A	Facilitates ability to meet changing workforce demands through proactive partnership with key stakeholders
	M			2.1.2	Execution date of data sharing agreement with the National Community College Benchmarking Project (NCCBP)	N/A	Determine whether to pursue	Decided not to pursue	June 2018	Contract with National Community College Benchmarking Project	N/A	Facilitates ability to meet changing workforce demands through proactive partnership with key stakeholders
	M			2.1.3	Number of continuing education contact hours during applicable reporting period (summer 2018 - spring 2019)	0	> 2,500,000	2,077,567	Academic terms summer 2018 - spring 2019	EDSS Data Reporting System	Total Number	Ensures a quality higher education is being provided through continuing education that is relevant to the local community served
	S	2.2			Provide technical assistance to technical colleges.							
	M			2.2.1	Number of help desk calls supported during the fiscal year	0	5000	5104	7/1/18-6/30/19	Help Desk Data Tracking	Total Number	Ensures information technology/data issues are addressed in a timely manner
	M			2.2.2	Timely and accurate information in the State's Human Resources Information System (HRIS)	Bi-monthly	Bi-monthly	Bi-monthly	7/1/18-6/30/19	State HRIS System	N/A	Ensures that data is consistently kept up-to-date to enhance decision making
Public Infrastructure and Economic Development	G	3			Develop a world-class workforce to fulfill the demands of an evolving and dive							
	S	3.1			Initiate strategic partnerships that respond to statewide economic and wor							
	M			3.1.1	Number of companies participating in the E-zone Program annually and since inception	84 active in FY 18, 99 since 2014	15 new companies	95 active in FY 19, 114 since 2014	7/1/18-6/30/19	State Board - Ezone Data Tracking	Total Number	Promotes workforce development by ensuring a wide variety of companies across the state are taking advantage of this training tool
	S	3.2			Expand implementation of a state-wide coordinated strategy for the Techn							
	M			3.2.1	Number of apprentices last year and since inception	29,176 since inception as of June 30, 2018	> 2000 new apprentices	2866 new apprentices	7/1/18-6/30/19	State Board - Maximizer System	Total Number	Promotes workforce development by ensuring a wide variety of companies across the state are taking advantage of the apprenticeship program

Agency Name:	STATE TECHNICAL & COMPREHENSIVE EDUCATION		
Agency Code:	H590	Section:	25

Fiscal Year 2018-2019  
Accountability Report

Strategic Planning and Performance Measurement Template												
Statewide Enterprise Strategic Objective	Type	Item #			Description	2018-19			Time Applicable	Data Source and Availability	Calculation Method	Meaningful Use of Measure
		Goal	Strategy	Measure		Base	Target	Actual				
	M			3.2.2	Number of companies last year and since inception	1040 since inception as of June 30, 2018	> 100 new companies	53 new companies	7/1/18-6/30/19	State Board - Maximizer System	Total Number	Promotes workforce development by ensuring a wide variety of companies across the state are taking advantage of the apprenticeship program
	S		3.3		Provide customized start-up training for eligible new and expanding busine							
	M			3.3.1	Number of readySC participants last year and since inception	297,933 since inception as of June 30, 2018	> 5000 new participants	4960 Trained in FY 19 and 302,893 since inception	7/1/18-6/30/19	State Board - Maximizer System	Total Number	Promotes workforce development by ensuring a wide variety of companies across the state are taking advantage of this recruiting and training program
	M			3.3.2	Number of companies participating in readySC last year and since inception	2103 since inception as of June 30, 2018	60 new companies	115 in FY 19 and 2,218 since inception	7/1/18-6/30/19	State Board - Maximizer System	Total Number	Promotes workforce development by ensuring a wide variety of companies across the state are taking advantage of this recruiting and training program
Government and Citizens	G		4		Acquire the financial and infrastructure resources necessary to achieve the Tec							
	S		4.1		Further enhance education and training goals of the System by successfully							
	M			4.1.1	Legislative agenda developed timely	N/A	August 2018	August 2018	Prior to end of August 2018	Presidents' Council and State Board meeting minutes	N/A	Promotes sound fiscal stewardship and allow for consistency in a fully-vetted request for funding
	M			4.1.2	Annual budget request submitted timely	N/A	September 2018	September 2018	9/21/2018	State Budget Request	N/A	Promotes sound fiscal stewardship and allow for consistency in a fully-vetted request for funding
	S		4.2		Foster system-wide leadership through statewide professional developmer							
	M			4.2.1	Number of participants in leadership programs during fiscal year 2018	243 since Inception of Program as of June 30, 2018	20 new participants	15	7/1/18-6/30/19	State Board Leadership Program Records	Total Number	Promotes professional development at the System and facilitates succession planning
Government and Citizens	G		5		Demonstrate accountability and transparency regarding the Technical College :							
	S		5.1		Ensure State Board policies are relevant and reflect current state law.							
	M			5.1.1	Number of policies reviewed	1/3 Policies Reviewed	1/3 Policies Reviewed	1/3 Policies Reviewed	7/1/18-6/30/19	State Board Policies and Procedures	Total Number	Ensures policies remain current and timely
	M			5.1.2	Number of Financial Statements reviewed by System Office Finance Department	0	16	16	October 2018	Audited Financial Statements	Total Number	Promotes sound fiscal stewardship and ensures reliability of financial reporting, effectiveness, and efficiency
	S		5.2		Provide service to technical colleges through system-wide agreements							
	M			5.2.1	Number of information technology security reviews	0	17	17	7/1/18-6/30/19	IT Security Reviews and Compliance Projects	Total Number	Promotes information technology security and allows for proactive mitigation of risks
	M			5.2.2	Number of system-wide procurements completed during the fiscal year	0	> 10	6	7/1/18-6/30/19	Finance Procurement Tracking	Total Number	Promotes sound fiscal stewardship
Education, Training, and Human Development	G		6		Instructional Programs - Technical Colleges							
	S		6.1		Ensure instructional programs performance goals are met by the colleges tl							
	M			6.1.1	Percentage of graduates employed in their field of study or continuing education	N/A	80% Graduate Placement	90.29%	Academic Year 2017	State Board Performance Funding Allocation Formula	Number of reported graduates employed in their field of study or continuing their education/total number of graduates for the reporting year	Promotes sounds fiscal stewardship and facilitates equitable allocation of funding based on performance goals and acheivements
	M			6.1.2	Percentage pass rate of licensure exams	N/A	80% Licensure Exam Pass Rate	88.30%	Academic Year 2018	State Board Performance Funding Allocation Formula	Total percentage pass rate on licensure exams	Promotes sounds fiscal stewardship and facilitates equitable allocation of funding based on performance goals and acheivements

Agency Name:

STATE TECHNICAL & COMPREHENSIVE EDUCATION

Agency Code:

H590

Section:

25

Fiscal Year 2018-2019

Accountability Report

Strategic Planning and Performance Measurement Template												
Statewide Enterprise Strategic Objective	Type	Item #			Description	2018-19			Time Applicable	Data Source and Availability	Calculation Method	Meaningful Use of Measure
		Goal	Strategy	Measure		Base	Target	Actual				
	M			6.1.3	Percentage fall to spring persistence rate	N/A	71% fall to spring national persistence rate	72.37%	Academic Year 2018	State Board Performance Funding Allocation Formula	Fall to spring persistence formula	Promotes sounds fiscal stewardship and facilitates equitable allocation of funding based on performance goals and acheivements

Agency Name:	STATE TECHNICAL & COMPREHENSIVE EDUCATION		
Agency Code:	H590	Section:	25

Fiscal Year 2018-2019  
Accountability Report

Strategic Planning and Performance Measurement Template												
Statewide Enterprise Strategic Objective	Type	Item #			Description	2019-20			Time Applicable	Data Source and Availability	Calculation Method	Meaningful Use of Measure
		Goal	Strategy	Measure		Base	Target	Actual				
Education, Training, and Human Development	G	1			Ensure excellence and value by providing high quality, relevant programs and s							
	S	1.1			Provide program evaluation, review, and approval.							
	M		1.1.1		Number of new academic certificate, diplomas, and degrees	0	40		7/1/19-6/30/20	New Program Submissio	Total Number	Enhances accessibility in breadth and depth of programs provided
	M		1.1.2		Number of existing academic programs in good standing (includes degrees, diplomas, and certificates)	987	980		7/1/19-6/30/20	Program reviews evaluated against criteria and standards	Total Number	Ensure a quality higher education is being provided that is relevant to the local community
	S	1.2			Maintain accessibility and affordability of higher education for South Carol							
	M		1.2.1		Percentage increase in tuition and fees - State Board maximum tuition	\$ 261.67	2% - 4%		Effective for upcoming academic year	Commonfund Institute - Higher Education Price Index	Maximum per credit hour increased by HEPI percentage increase	Ensures that a quality higher education remains affordable and accessible to South Carolinians
	M		1.2.2		Percentage increase in tuition and fees - average actual at colleges	\$ 4,465.00	< 4%		Academic Years 2019-2020 vs. 2018-2019	CHE Tuition and Required Fees Schedule by college	% increase (academic year to academic year)	Ensures that a quality higher education remains affordable and accessible to South Carolinians
	S	1.3			Provide responsible and flexible access to education, training, and retrainin							
	M		1.3.1		Number of distance learning opportunities	0	3000 opportunities		7/1/19-6/30/20	EDSS Data Reporting Sys	Total Number	Enhances accessibility in breadth and depth of programs provided
	S	1.4			Provide responsible and flexible access to education and training through c							
	M		1.4.1		Number of dual enrollment opportunities	0	1000 opportunities		7/1/19-6/30/20	EDSS Data Reporting Sys	Total Number	Enhances accessibility in breadth and depth of programs provided
Education, Training, and Human Development	G	2			Achieve greater efficiency and effectiveness in fulfilling the Technical College S							
	S	2.1			Improve system-wide decision making by increasing access to data.							
	M		2.1.1		Execution date of data sharing agreement with SCDEW	N/A	Signed by 6/15/2019		7/1/19-6/30/20	MOA between DEW and Individual Colleges	N/A	Facilitates ability to meet changing workforce demands through proactive partnership with key stakeholders
	M		2.1.2		Number of continuing education contact hours during applicable reporting period (summer 2019 - spring 2020)	0	> 2,500,000		Academic terms summer 2019 - spring 2020	EDSS Data Reporting Sys	Total Number	Ensures a quality higher education is being provided through continuing education that is relevant to the local community served
	S	2.2			Provide technical assistance to technical colleges.							
	M		2.2.1		Number of help desk calls supported during the fiscal year	0	4500		7/1/19-6/30/20	Help Desk Data Tracking	Total Number	Ensures information technology/data issues are addressed in a timely manner
	M		2.2.2		Timely and accurate information in the State's Human Resources Information System (HRIS)	Bi-monthly	Bi-monthly		7/1/19-6/30/20	State HRIS System	N/A	Ensures that data is consistently kept up-to-date to enhance decision making
Public Infrastructure and Economic Development	G	3			Develop a world-class workforce to fulfill the demands of an evolving and dive							
	S	3.1			Initiate strategic partnerships that respond to statewide economic and woi							
	M		3.1.1		Number of companies participating in the E-zone Program annually and since inception	95 Active as of June 30, 2018	10 new companies		7/1/19-6/30/20	State Board - Ezone Data	Total Number	Promotes workforce development by ensuring a wide variety of companies across the state are taking advantage of this training tool
	S	3.2			Expand implementation of a state-wide coordinated strategy for the Techn							
	M		3.2.1		Number of apprentices last year and since inception	32,042 since inception as of June 30, 2019	600 new apprentices		7/1/19-6/30/20	State Board - Maximizer	Total Number	Promotes workforce development by ensuring a wide variety of companies across the state are taking advantage of the apprenticeship program

Agency Name:		STATE TECHNICAL & COMPREHENSIVE EDUCATION							Fiscal Year 2018-2019 Accountability Report				
Agency Code:		H590		Section:			25		Strategic Planning and Performance Measurement Template				
Statewide Enterprise Strategic Objective	Type	Item #			Description	2019-20			Time Applicable	Data Source and Availability	Calculation Method	Meaningful Use of Measure	
		Goal	Strategy	Measure		Base	Target	Actual					
	M			3.2.2	Number of companies last year and since inception	1093 since inception as of June 30, 2019	80 new companies		7/1/19-6/30/20	State Board - Maximizer	Total Number	Promotes workforce development by ensuring a wide variety of companies across the state are taking advantage of the apprenticeship program	
	S		3.3		Provide customized start-up training for eligible new and expanding busine								
	M			3.3.1	Number of readySC participants last year and since inception	302,893 since inception as of June 30, 2019	4500 new participants		7/1/19-6/30/20	State Board - Maximizer	Total Number	Promotes workforce development by ensuring a wide variety of companies across the state are taking advantage of this recruiting and training program	
	M			3.3.2	Number of companies participating in readySC last year and since inception	2,218 since inception as of June 30, 2019	65 new companies		7/1/19-6/30/20	State Board - Maximizer	Total Number	Promotes workforce development by ensuring a wide variety of companies across the state are taking advantage of this recruiting and training program	
Government and Citizens	G		4		Acquire the financial and infrastructure resources necessary to achieve the Tec								
	S		4.1		Further enhance education and training goals of the System by successfully								
	M			4.1.1	Legislative agenda developed timely	N/A	August 2019		Prior to end of August 2019	Presidents' Council and State Board meeting minutes	N/A	Promotes sound fiscal stewardship and allow for consistency in a fully-vetted request for funding	
	M			4.1.2	Annual budget request submitted timely	N/A	September 2019		9/21/2019	State Budget Request	N/A	Promotes sound fiscal stewardship and allow for consistency in a fully-vetted request for funding	
	S		4.2		Foster system-wide leadership through statewide professional developme								
	M			4.2.1	Number of participants in leadership programs during fiscal year 2018	258 since Inception of Program as of June 30, 2019	20 new participants		7/1/19-6/30/20	State Board Leadership Program Records	Total Number	Promotes professional development at the System and facilitates succession planning	
Government and Citizens	G		5		Demonstrate accountability and transparency regarding the Technical College								
	S		5.1		Ensure State Board policies are relevant and reflect current state law.								
	M			5.1.1	Number of policies reviewed	1/3 Policies Reviewed	1/3 Policies Reviewed		7/1/19-6/30/20	State Board Policies and Procedures	Total Number	Ensures policies remain current and timely	
	M			5.1.2	Number of Financial Statements reviewed by System Office Finance Department	0	16		October 2019	Audited Financial Staten	Total Number	Promotes sound fiscal stewardship and ensures reliability of financial reporting, effectiveness, and efficiency	
	S		5.2		Provide service to technical colleges through system-wide agreements								
	M			5.2.1	Number of information technology security reviews	0	17		7/1/19-6/30/20	IT Security Reviews and Compliance Projects	Total Number	Promotes information technology security and allows for proactive mitigation of risks	
	M			5.2.2	Number of system-wide procurements completed during the fiscal year	0	> 5		7/1/19-6/30/20	Finance Procurement Tr	Total Number	Promotes sound fiscal stewardship	
Education, Training, and Human Development	G		6		Instructional Programs - Technical Colleges								
	S		6.1		Ensure instructional programs performance goals are met by the colleges t								
	M			6.1.1	Percentage of graduates employed in their field of study or continuing education	N/A	80% Graduate Placement		Academic Year 2018	State Board Performance Funding Allocation Formula	Number of reported graduates employed in their field of study or continuing their education/total number of graduates for the reporting year	Promotes sounds fiscal stewardship and facilitates equitable allocation of funding based on performance goals and acheivements	

Agency Name:

STATE TECHNICAL & COMPREHENSIVE EDUCATION

Agency Code:

H590

Section:

25

Strategic Planning and Performance Measurement Template												
Statewide Enterprise Strategic Objective	Type	Item #			Description	2019-20			Time Applicable	Data Source and Availability	Calculation Method	Meaningful Use of Measure
		Goal	Strategy	Measure		Base	Target	Actual				
	M			6.1.2	Percentage pass rate of licensure exams	N/A	80% Licensure Exam Pass Rate		Academic Year 2019	State Board Performance Funding Allocation Formula	Total percentage pass rate on licensure exams	Promotes sounds fiscal stewardship and facilitates equitable allocation of funding based on performance goals and acheivements
	M			6.1.3	Percentage fall to spring persistence rate	N/A	71% fall to spring national persistence rate		Academic Year 2019	State Board Performance Funding Allocation Formula	Fall to spring persistence formula	Promotes sounds fiscal stewardship and facilitates equitable allocation of funding based on performance goals and acheivements

Agency Name:	STATE TECHNICAL & COMPREHENSIVE EDUCATION		
Agency Code:	H590	Section:	025

Fiscal Year 2018-2019  
Accountability Report

Program Template												
Program/Title	Purpose	FY 2018-19 Expenditures (Actual)				FY 2019-20 Expenditures (Projected)				Associated Measure(s)		
		General	Other	Federal	TOTAL	General	Other	Federal	TOTAL			
I.A. Administration: President's Office (includes employee benefits - Section IV of the Appropriation Act)	This function provides executive leadership and planning for the sixteen technical colleges and the State Board on advocacy, policy development, legislative matters, and communications and public initiatives. The System Office President also provides assistance and direction in obtaining and developing potential grants for the agency. The System supports the communications, marketing and research initiatives in order to to create awareness and advocacy for the Technical College System.	\$	1,464,712		\$	1,464,712	\$	1,627,078		\$	1,627,078	1.1.1 - 1.4.1, 2.1.1 - 2.1.3, 3.1.1 - 3.3.2, 4.1.1, 4.2.1, 5.1.1 - 5.2.2, 6.1.1 - 6.1.3
I.B. Administration: Finance and Human Resources (includes employee benefits - Section IV of the Appropriation Act)	Provides for the planning and management of the agency budget and financial resources; manages the procurement function; processes all disbursement transactions; maintains accounting records for the System Office, including state appropriations and bond funds for capital improvements; provides representation for the agency on Higher Education fiscal and funding matters; and provides for equitable distribution of allocation of funds to the technical colleges. HRS serves as a resource to System Office staff on personnel issues, including recruitment, compensation, classifications, and benefits. In addition, HRS serves as a resource to and audits authorized personnel transactions of the technical colleges for conformity with State OHR regulations and guidelines. HRS manages all FTE positions for the System.	\$	2,590,634		\$	2,590,634	\$	2,767,676		\$	2,767,676	1.2.1, 2.1.1, 2.2.2, 4.1.1, 4.1.2, 5.1.1, 5.1.3, 5.2.2, 5.2.2
I.C. Administration: Information Technology (includes employee benefits - Section IV of the Appropriation Act)	Provides programming and technical support for infrastructure and a comprehensive array of software used for collecting and reporting data for the colleges.	\$	1,673,551		\$	1,673,551	\$	1,790,198		\$	1,790,198	2.2.1, 5.1.1, 5.2.1

Agency Name:	STATE TECHNICAL & COMPREHENSIVE EDUCATION		
Agency Code:	H590	Section:	025

Fiscal Year 2018-2019  
Accountability Report

Program Template										
Program/Title	Purpose	FY 2018-19 Expenditures (Actual)				FY 2019-20 Expenditures (Projected)				Associated Measure(s)
		General	Other	Federal	TOTAL	General	Other	Federal	TOTAL	
II.A. Instructional Programs: Technical Colleges (employee benefits for colleges reported separately below)	The Technical Colleges deliver relevant and effective programs that advance workforce development, promote economic development and ensure attainment of student learning goals in direct response to the needs of the communities in which they reside.	\$ 92,491,738	\$ 431,975,903	\$ 42,725,968	\$ 567,193,609	\$ 98,725,020	\$ 431,975,903	\$ 42,725,968	\$ 573,426,891	1.1.1, 1.1.2, 1.2.1, 1.2.2, 1.3.1, 1.4.1, 2.1.2, 6.1.1, 6.1.2, 6.1.3
II.A. Instructional Programs: Special Items: Critical Needs Nursing	Critical Needs Nursing provides salary and fringe benefits to Nursing faculty in order to compete more effectively with maintaining high quality nursing faculty within the technical colleges.	\$ 322,512			\$ 322,512	\$ 322,512			\$ 322,512	1.1.2
II.A. Instructional Programs: Special Items: Spartanburg Cherokee Expansion	The Cherokee Expansion activity will be carried out in phases. In Phase I the college will construct a 28,730 sq. ft. academic/training facility on 42.5 acres of land located just off of I-85 in Cherokee county.	\$ 906,817			\$ 906,817	\$ 906,817			\$ 906,817	1.1.1, 1.1.2
II.A. Instructional Programs: Special Items: Midlands Tech Nursing Program	Education of students for the work setting is part of the primary mission of Midlands Technical College. This funding will help admit a third cohort of 64 nursing students into the Associate Degree Nursing program and educate them for the course of the two-year program. They will become Registered Nurses and help to alleviate the nursing shortage in South Carolina. Part of this group of students will be admitted on a "merit" basis rather than the current "first qualified, first admitted" basis. The other part will be admitted to an evening/weekend program.	\$ 370,943			\$ 370,943	\$ 370,943			\$ 370,943	1.1.2

Agency Name:		STATE TECHNICAL & COMPREHENSIVE EDUCATION								Fiscal Year 2018-2019 Accountability Report		
Agency Code:		H590		Section:		025						
Program Template												
Program/Title	Purpose	FY 2018-19 Expenditures (Actual)				FY 2019-20 Expenditures (Projected)				Associated Measure(s)		
		General	Other	Federal	TOTAL	General	Other	Federal	TOTAL			
II.A. Instructional Programs: Special Items: Florence Darlington Operations	Florence-Darlington Technical College is building a new Advanced Manufacturing Center facility. The purpose of the budget funding is to assist in equipping this new facility with state-of-the-art, high technology, industrial training equipment designed to serve high tech manufacturing clients. The equipment will be used to support the training necessary to sustain and attract high tech manufacturing prospects in the Pee Dee region of South Carolina.	\$	302,271		\$	302,271	\$	302,271		\$	302,271	1.1.1, 1.1.2
II.A. Instructional Programs: Special Items: Florence Darlington SIMT	Florence-Darlington Technical College is building the new Southeastern Institute of Manufacturing and Technology (SIMT). The purpose of the budget funding is to assist in equipping this facility with several new state-of-the-art technologies. These technologies will be used to provide business and industry clients with solutions to strategic training, business operations, and manufacturing technology problems. These solutions will maximize workforce productivity and lead to business success in advanced manufacturing environments.	\$	906,816		\$	906,816	\$	906,816		\$	906,816	1.1.1, 1.1.2,
II.A. Instructional Programs: Special Items: Trident Culinary Arts	The Culinary Institute of Charleston will provide a wide array of both credit and continuing education offerings to meet the diverse training needs of the tourism industry. The Institute’s credit programs include TTC’s existing associate degree, diploma and certificate programs in culinary arts, hospitality and tourism as well as other advance training opportunities.	\$	468,522		\$	468,522	\$	468,522		\$	468,522	1.1.2

Agency Name:		STATE TECHNICAL & COMPREHENSIVE EDUCATION								Fiscal Year 2018-2019 Accountability Report			
Agency Code:		H590		Section:		025							
Program Template													
Program/Title	Purpose	FY 2018-19 Expenditures (Actual)				FY 2019-20 Expenditures (Projected)				Associated Measure(s)			
		General	Other	Federal	TOTAL	General	Other	Federal	TOTAL				
II.B. Instructional Programs: System Wide Programs and Initiatives (includes employee benefits - Section IV of the Appropriation Act)	Provides coordination and direction for the technical colleges in academic related matters to include programs, curriculum, and student services; maintains extensive student and facility records for the colleges; represents the agency on academic matters with the Commission on Higher Education and provides administrative support services for federally funded programs.	\$ 980,476	\$ 22,215	\$ 226,047	\$ 1,228,738	\$ 1,101,238	\$ 22,215	\$ 226,047	\$ 1,349,500	1.1.1, 1.1.2, 1.2.1, 1.3.1, 1.4.1, 2.1.1, 2.1.2, 4.2.1, 5.1.1, 6.1.1,6.1.2, 6.1.3			
II.B. Instructional Programs: Special Items: Pathways to Prosperity	This funding will be used to implement the South Carolina Education and Economic Development Act (SC Code of Laws Title 59, Chapter 59). The technical colleges and the State Department of Education will work to develop career clusters based upon the 16 national career clusters. The Education and Economic Development Council must designate regional education service centers to coordinate and facilitate the delivery of information, resources, and services to students, educators, employers, and the community. This committee shall include representatives from state technical colleges.	\$ 604,545			\$ 604,545	\$ 604,545			\$ 604,545	1.1.2			
II.B. Instructional Programs: Special Items: Workforce Pathways	This initiative provides funding for ciritcal needs programs that are STEM + focused and provide training in Workforce Development sectors.	\$ 2,642,000			\$ 2,642,000	\$ 2,642,000			\$ 2,642,000	1.1.2			
II.C. Instructional Programs: Technical Colleges Employee Benefits	The Technical Colleges STEM Initiative delivers relevant and effective STEM programs that advance workforce development, promote economic development and ensure attainment of student learning goals in direct response to the needs of the communities in which they reside.	\$ 39,122,055	\$ 70,083,325	\$ 7,339,670	\$ 116,545,050	\$ 38,868,373	\$ 70,083,325	\$ 7,339,670	\$ 116,291,368	1.1.1, 1.1.2, 1.2.1, 1.3.1, 1.4.1, 2.1.2, 6.1.1, 6.1.2, 6.1.3			

Agency Name:	STATE TECHNICAL & COMPREHENSIVE EDUCATION		
Agency Code:	H590	Section:	025

Fiscal Year 2018-2019  
Accountability Report

Program Template										
Program/Title	Purpose	FY 2018-19 Expenditures (Actual)				FY 2019-20 Expenditures (Projected)				Associated Measure(s)
		General	Other	Federal	TOTAL	General	Other	Federal	TOTAL	
III. A. Economic Development: Administration (includes Employee Benefits - Section IV of the Appropriation Act)	Provides the management and support services to facilitate the statewide efforts for the recruitment of the new and expanding industries in South Carolina; these efforts are made in cooperation with the Department of Commerce and other agencies to create new jobs for the state. The System supports the business-led initiative to implement a statewide registered apprenticeship awareness and facilitation process. In order to take advantage of the statewide network that already exists, the System has agreed to serve as the centralizing operational force behind this process, utilizing an organizational relationship similar to the successful Center for Accelerated Technology Training model.	\$ 2,859,968			\$ 2,859,968	\$ 2,920,836			\$ 2,920,836	2.1.3, 3.1.1, 3.2.1, 3.2.2, 3.3.1, 3.3.2
III. A. Economic Development: Special Items: E&G STEM Prog:Critical Needs Workforce Dev Init	This initiative provides funding for cirtcal needs programs that are STEM + focused and provide training in Workforce Development sectors	\$ 2,500,000			\$ 2,500,000	\$ 2,500,000			\$ 2,500,000	1.1.1, 1.1.2, 1.2.1, 1.3.1, 1.4.1, 2.1.2, 6.1.1, 6.1.2, 6.1.3
III. A. Economic Development: Special Items: Workforce Scholars and Grants Program	To provide studentswho are registered for Workforce Pathways related courses in STEM related programs	\$ -			\$ -	\$ -			\$ -	1.1.2
III. B. Economic Development: Special Schools Training (includes employee benefits)	Coordinate the training for the contracted industries with fully equipped sites, well-qualified instructors with the applicable training skills, and the necessary operational support.	\$ 5,919,975	\$ 20,615,695	\$ 1,553,557	\$ 28,089,227	\$ 5,779,253	\$ 19,200,000	\$ 1,153,557	\$ 26,132,810	3.3.1, 3.3.2
TOTAL		\$ 156,127,535	\$ 522,697,138	\$ 51,845,242	\$ 730,669,915	\$ 162,604,098	\$ 521,281,443	\$ 51,445,242	\$ 735,330,783	

Agency Name:	STATE TECHNICAL & COMPREHENSIVE EDUCATION		
Agency Code:	H590	Section:	025

Fiscal Year 2018-2019  
Accountability Report

Legal Standards Template								
Item #	Law Number	Jurisdiction	Type of Law	Statutory Requirement and/or Authority Granted	Does this law specify who your agency must or may serve? (Y/N)	Does the law specify a product or service your agency must or may provide?	<i>If yes, what type of service or product?</i>	<i>If other service or product, please specify what service or product.</i>
1	59-53-10	State	Statute	<b>Enabling Legislation</b>	Yes	Yes	Other service or product our agency must/may provide	Provide education and workforce training
2	Proviso 25.1	State	Proviso	<b>Establishes Training Programs for the State Board for Technical and Comprehensive Education - 25.1</b> (TEC: Training of New & Expanding Industry) (A) Notwithstanding the amounts appropriated in this section for the "Center for Accelerated Technology Training," it is the intent of the General Assembly that the State Board for Technical and Comprehensive Education expend the funds necessary to provide direct training for new and expanding business or industry.(B) In the event projected expenditures are above the appropriation, the appropriation in this section for the "Center for Accelerated Technology Training" may be appropriately adjusted, if and only if, the Budget and Control Board determines that the projected expenditures are directly related to:(1) an existing technology training program where the demand for the program exceeds the program's capacity and the additional funds are to be utilized to meet the demand; or(2) a new program is necessary to provide direct training for new or expanding business or industry.(C) The adjustment may occur only upon approval by the Executive Budget Office. Upon the Executive Budget Office's approval of the adjustment, the Director of the Executive Budget Office must certify, in writing, that the adjustment is directly related to either subsection (B)(1) or (B)(2). The Director must immediately provide a copy of the written certification, including the amount of the adjustment, to the President Pro Tempore of the Senate, the Speaker of the House of Representatives, the Chairman of the Senate Finance Committee, and the Chairman of the House Ways and Means Committee.(D) Upon the Director's written certification approving an adjustment, the State Board for Technical and Comprehensive Education must submit a statement to the President Pro Tempore of the Senate, the Speaker of the House of Representatives, the Chairman of the Senate Finance Committee, and the Chairman of the House Ways and Means Committee containing a detailed itemization of the manner in which funds initially appropriated for technology training were utilized, the specific purpose for the adjustment, and the ultimate recipient of the adjusted amount.(E) The aggregate amount of all adjustments made pursuant to this section may not exceed ten million dollars.(F) In the event that projected expenditures for the Center for Accelerated Technology Training exceed the amounts appropriated and the amount of any adjustments authorized, the State Board for Technical and Comprehensive Education may request a supplemental appropriation from the General Assembly.	Yes	Yes	Other service or product our agency must/may provide	Direct training for new and expanding business and industry
3	Proviso 25.2	State	Proviso	<b>Establishes Carry Forward on Training Funds - 25.2.</b> (TEC: Training of New & Expanding Industry Carry Forward) In addition to the funds appropriated in this section, any of the funds appropriated under this section for the prior fiscal year which are not expended during that fiscal year may be carried forward and expended for direct training of new and expanding industry in the current fiscal year.	Yes	Yes	Other service or product our agency must/may provide	Direct training for new and expanding business and industry
4	Proviso 25.3	State	Proviso	<b>Establishes Requirements on Payments in Prior Year for Training - 25.3.</b> (TEC: Training of New & Expanding Industry -Payments of Prior Year Expenditures) The State Board for Technical and Comprehensive Education may reimburse business and industry for prior year training costs billed to the agency after fiscal year closing with the concurrence of the Comptroller General.	No	No - But relates to sources of funding for one or more agency deliverables	Distribute funding to another entity	
5	Proviso 25.5	State	Proviso	<b>Establishes Methodology for STEM Funding - 25.5.</b> (TEC: Critical Statewide Workforce Needs) Of the funds appropriated in this act to the State Board for Technical and Comprehensive Education for E&G STEM Programs: Critical Needs Workforce Development Initiative, the State Board must allocate the funds between the colleges based on a methodology designed to best meet the state's workforce needs and demands. This methodology should be created by the State Board in consultation with the Department of Commerce and the Department of Employment and Workforce and should identify the areas with the most critical need. For this purpose, critical need shall be defined as unmet employment demand in areas or fields of Science, Technology, Engineering, Mathematics, and Manufacturing. Funds must be used by the college for STEM programs.	Yes	Yes	Other service or product our agency must/may provide	Must be used to best meet the state's workforce needs and demands
6	Proviso 25.6	State	Proviso	<b>Establishes Carry-Forward for SC Aeronautics Training Center - 25.6.</b> (TEC: Aeronautics Training Center) Funds appropriated for the S.C. Aeronautics Training Center may be carried forward from the prior fiscal year into the current fiscal year and utilized for the same purpose.	No	No - Does not relate directly to any agency deliverables		

7	Proviso 25.7	State	Proviso	<p><b>Establishes Funding Distribution for Workforce Pathways - 25.7.</b> (TEC: Workforce Pathways Funding Distribution) Of the funds appropriated to the State Board for Technical and Comprehensive Education (board) for the Workforce Pathways Program, the State Board board must first distribute \$740,000 to Tri-County Technical College and \$602,000 to Central Carolina Technical College in order for each school to maintain operations of the existing Workforce Pathways programs established pursuant to Act 286 of 2014. Of the remaining funds, after accounting for the allocations noted above, the board shall separately distribute \$350,000 to Orangeburg-Calhoun Technical College for expansion of its professional truck driving certificate program for the express purpose of increasing the number of professional truck drivers in the State.</p> <p>Any remaining funds shall be set aside in a separate and distinct account until a formula for distribution is developed by the State Board. The formula shall specify criteria for the Workforce Pathways program that each technical school must adhere to in order to receive their respective share of the set aside funding. At a minimum, each Workforce Pathways program must expand current best practices in technical career pathways for youth and unemployed or underemployed adults leading to immediate employment in high skill, high demand jobs with emphasis in STEM fields. The program shall utilize all credit and non-credit delivery systems within the technical college, include cohort training options for adults, provide dual credit for youth via college courses taught by college faculty, provide opportunities for prior learning credit for adults, include structured work-based learning or other apprenticeship training approaches, and result in industry-recognized work certifications as well as stackable postsecondary credentials. Workforce Pathways programs shall establish or build on existing collaborative design and coordination efforts with area school districts and career centers and with area employers. All technical colleges receiving funding through the Workforce Pathways must provide comprehensive evaluation and reporting mechanisms that include long-range tracking of individual and economic impacts as well as return-on-investment analyses.</p> <p>The State Board shall report the formula for distribution and required criteria to the Chairman of the Senate Finance Committee and the Chairman of the House Ways and Means Committee by August 31, 2018.</p>	Yes	Yes	Other service or product our agency must/may provide	Must be used to build and maintain workforce pathways
8	Proviso 25.9	State	Proviso	<p><b>Establishes requirements for unexpended funds for York Tech - Proviso 25.9.</b> (TEC: York Tech Fund Repurpose) The \$900,000 appropriated in Act No. 284 of 2016, by proviso 118.16, Item (23)(bb) to the State Board for Technical and Comprehensive Education for the York Technical College Health and Human Service Building and the \$5,600,000 appropriated in Act 25 of 2016, Section 1, Item (37) to the State Board for Technical and Comprehensive Education for the York Technical College Health and Human Service Building shall be redirected to be used for Campus Loop Road Completion and K-Building Renovations. Unexpended funds may be carried forward into the current fiscal year to be expended for Campus Loop Road Completion and K-Building Renovations.</p>	No	Yes	Other service or product our agency must/may provide	Establishes parameters for expenditure of specific capital project funds
9	AP-27836-15-60-A-45	Federal	Regulation	<p><b>Establishes requirements for the SC Apprenticeship Initiative (SCAI) grant - Federal Award Id. No. (FAIN) AP-27836-15-0-A-45.</b> SCAI grant funds were made available through the Employment and Training Administration (ETA), U.S. Department of Labor; authorized by Section 414(c) of the American Competitiveness and Workforce Improvement Act of 1998 (ACWIA), as amended (codified at 29 USC 2916a), for the American Apprenticeship Initiative. Funds from the grant may be used to support the expansion of quality and innovative American Apprenticeship programs into high-growth occupation(s) and industry(s), particularly those for which employers are using H-1B visas to hire foreign workers, and the related activities necessary to support such programs; create career pathways that encompass American Apprenticeship and align with other post-secondary offerings; use strategies to significantly increase apprenticeship opportunities for job seekers and workers (particularly for women and other underrepresented populations in apprenticeship, including young men and women of color, people with disabilities; low-skilled populations; and veterans, including transitioning service members); and leverage and develop public policies that increase demand for American Apprenticeship an support sustainability. Grant funds will be allocated to the technical colleges in an equitable manner based on the training needs of the Apprenticeship companies in the college areas. The grant period ends September 30, 2020 and the total funding amount, including training and administration, is limited to \$5,000,000.00.</p>	Yes	Yes	Other service or product our agency must/may provide	Provides grant funds for establishment of apprenticeship programs
10	H63010107116	Federal	Regulation	<p><b>Establishes requirements for the Perkins Administrative grant funds to support the FY16 Postsecondary Grant management - Subgrant Award Number H6301017116.</b> The funding is authorized by the Carl D. Perkins Career and Technical Education Act of 2006 (Perkins IV). It is awarded by the U.S. Department of Education and is sub-awarded by the SC Department of Education. The State Board may use the funds to oversee grant management activities at the technical colleges. The annual grant award amount is \$108,000.00.</p>	No	No - But relates to manner in which one or more agency deliverables is provided		
11	MS-26831-15-55-R-45	Federal	Regulation	<p><b>Establish requirements for the U.S. Department of Labor Mine Safety and Health Administration (MSHA) grant funds for the State of South Carolina - Federal Project Number MS-26831-15-55-R-45.</b> Under Section 503 of the Federal Mine Safety and Health Act of 1977 (Mine Act), Public Law 96-164, as amended, the Secretary of Labor through the Mine Safety and Health Administration (MSHA) may award grants to States to assist them in developing and enforcing State mining laws and regulations, to improve State workers' compensation and mining occupational disease laws and programs, and to improve safety and health conditions in the Nation's mines through Federal-State coordination and cooperation. MSHA encourages recipients to focus on programs which include education and training related to occupational health hazards and diseases (such as black lung and silicosis), mine emergency evacuation training and transferring self-rescuers (SCSRs), and mine rescue team training. Under this grant program, the Governor must designate the recipient of the State's grant. As the designee for SC, State Tech may conduct MSHA training classes throughout the State. The funding amount varies from year-to-year.</p>	Yes	Yes	Other service or product our agency must/may provide	Must conduct MSHA training classes

[illegible]

Agency Name:		STATE TECHNICAL & COMPREHENSIVE EDUCATION			Fiscal Year 2018-2019 Accountability Report
Agency Code and Section:		H590	25		
Customer Template					
Service/Product Provided to Customers	Customer Segments	<u>Specify only for the following Segments:</u> (1) <u>Industry:</u> Name; (2) <u>Professional Organization:</u> Name; (3) <u>Public:</u> Demographics.	Divisions or Major Programs	Description	
Ensure excellence and value by providing high quality, relevant programs and services to all customers. Achieve greater efficiency and effectiveness in fulfilling the SC Technical College System's mission through coordinated college and state-level leadership. Develop a world class workforce to fulfill the demands of an evolving and diversified state economy. Demonstrate accountability and transparency for achieving the SC Technical College System's mission. Instructional Programs - Technical Colleges	Students and Families	Southern Association of College and University Business Officers (SACUBO), South Carolina Information Technology Directors' Association (SCITDA), Educause, Government Management Information Sciences (GMIS), Information Technology Professionals of South Carolina (ITPSC), Public Relations Society of America (National and State) International Association of Business Communicators (National and State) National Council for Marketing and Public Relations Council for Advancement and Support of Education SC Chamber of Commerce, SC Technical Education Association, Main Street Rotary, Southern Association of Colleges and Schools, and Advisory Committee on Academic Programs	Instructional Programs to include all 16 Technical Colleges; Economic Development to include readySC and ApprenticeshipSC; Administration	Vital to the agency's purpose, the system focuses on the important work of growing our states workforce through services, open access, and training. We focus on student and families interest that are vital to the mission of the agency.	
Ensure excellence and value by providing high quality, relevant programs and services to all customers. Achieve greater efficiency and effectiveness in fulfilling the SC Technical College System's mission through coordinated college and state-level leadership. Develop a world class workforce to fulfill the demands of an evolving and diversified state economy. Acquire the financial and infrastructure resources necessary to achieve the SC Technical College System's mission. Demonstrate accountability and transparency for achieving the SC Technical College System's mission. Instructional Programs - Technical Colleges	Governor's Office and State Legislature	Southern Association of College and University Business Officers (SACUBO), South Carolina Information Technology Directors' Association (SCITDA), Educause, Government Management Information Sciences (GMIS), Information Technology Professionals of South Carolina (ITPSC), Public Relations Society of America (National and State) International Association of Business Communicators (National and State) National Council for Marketing and Public Relations Council for Advancement and Support of Education SC Chamber of Commerce, International Economic Development Council (IEDC), Southern Economic Development Council (SEDC), South Carolina Economic Developers Association (SCEDA), National Association of Industry Specific Training Directors (NAISTD)	Administration to include Executive Office, Finance, Human Resources, Instructional Training, and Economic Development	Responsible for several roles such as carrying out directives through legislation and other assigned regulatory functions. The System serves as an intermediary for accountability among the technical colleges by providing services regarding policy guidance, research, and any other information for higher education.	
Ensure excellence and value by providing high quality, relevant programs and services to all customers. Achieve greater efficiency and effectiveness in fulfilling the SC Technical College System's mission through coordinated college and state-level leadership. Demonstrate accountability and transparency for achieving the SC Technical College System's mission.	Federal Government	Southern Association of College and University Business Officers (SACUBO), South Carolina Information Technology Directors' Association (SCITDA), Educause, Government Management Information Sciences (GMIS), Information Technology Professionals of South Carolina (ITPSC), Public Relations Society of America (National and State) International Association of Business Communicators (National and State) National Council for Marketing and Public Relations Council for Advancement and Support of Education SC Chamber of Commerce, International Economic Development Council (IEDC), Southern Economic Development Council (SEDC), South Carolina Economic Developers Association (SCEDA), National Association of Industry Specific Training Directors (NAISTD)	Administration to include Executive Office, Finance, Human Resources, Instructional Training, and Economic Development	Responsible include the administration and oversight of some grant programs for the System and our colleges such as the Pell Grant and the Mining Safety and Health Administration Grant.	

<p>Ensure excellence and value by providing high quality, relevant programs and services to all customers.</p> <p>Develop a world class workforce to fulfill the demands of an evolving and diversified state economy.</p> <p>Acquire the financial and infrastructure resources necessary to achieve the SC Technical College System's mission.</p> <p>Demonstrate accountability and transparency for achieving the SC Technical College System's mission.</p>	Counties and Municipalities	<p>International Economic Development Council (IEDC), Southern Economic Development Council (SEDC), South Carolina Economic Developers Association (SCEDA), National Association of Industry Specific Training Directors (NAISTD)</p>	<p>Administration to include Executive Office, Finance, Human Resources, Instructional Training, and Economic Development</p>	<p>We collaborate closely with counties and municipalities as the training center in economic development proposals. We also build relationships with these entities for additional support for the operations and capital planning for the colleges in their service areas.</p>
<p>Ensure excellence and value by providing high quality, relevant programs and services to all customers.</p> <p>Develop a world class workforce to fulfill the demands of an evolving and diversified state economy.</p> <p>Acquire the financial and infrastructure resources necessary to achieve the SC Technical College System's mission.</p> <p>Demonstrate accountability and transparency for achieving the SC Technical College System's mission.</p>	Local Businesses	<p>International Economic Development Council (IEDC), Southern Economic Development Council (SEDC), South Carolina Economic Developers Association (SCEDA), National Association of Industry Specific Training Directors (NAISTD)</p>	<p>Administration to include Executive Office, Finance, Human Resources, Instructional Training, and Economic Development</p>	<p>We collaborate closely with local business through readySC and ApprenticeshipSC as the training center in economic development proposals and workforce training models. We also build relationships with local businesses to provides services and workforce they need.</p>
<p>Ensure excellence and value by providing high quality, relevant programs and services to all customers.</p> <p>Achieve greater efficiency and effectiveness in fulfilling the SC Technical College System's mission through coordinated college and state-level leadership.</p> <p>Develop a world class workforce to fulfill the demands of an evolving and diversified state economy.</p> <p>Demonstrate accountability and transparency for achieving the SC Technical College System's mission.</p>	Other State Agencies and/or Local Entities	<p>Southern Association of College and University Business Officers (SACUBO), South Carolina Information Technology Directors' Association (SCITDA), Educause, Government Management Information Sciences (GMIS), Information Technology Professionals of South Carolina (ITPSC), Public Relations Society of America (National and State) International Association of Business Communicators (National and State)</p> <p>National Council for Marketing and Public Relations</p> <p>Council for Advancement and Support of Education</p> <p>SC Chamber of Commerce, International Economic Development Council (IEDC), Southern Economic Development Council (SEDC), South Carolina Economic Developers Association (SCEDA), National Association of Industry Specific Training Directors (NAISTD)</p>	<p>Administration to include Executive Office, Finance, Human Resources, Instructional Training, and Economic Development</p>	<p>We interact quite regularly with other key stakeholders within the state and local communities in policy development and constituent services. Focus on taxpayer interests and student concerns are vital to the agency's mission and purpose.</p>

Accountability Report			
Agency Code and Section:		H590	025
Partner Template			
Name of Partner Entity	Type of Partner Entity	Description of Partnership	Associated Goal(s)
Department of Commerce	State Government	Work together collaboratively to promote economic development within the state, as well as, to coordinate job training for business prospects	3
Executive Budget Office	State Government	Coordinate with EBO to prepare governor's budget, track spending, monitor other/federal funds, etc.	4
SC Department of Education	State Government	Work collaboratively with varying initiatives that affect both K-12 and higher education	1, 6
Department of Employment Workforce	State Government	Coordinate with DEW to determine job placement of graduates as well as some certificate programs	2
Various 4 year SC public and private 4 year higher education institutions	Higher Education Institute	Worked collaboratively with various institutions to execute Memorandums of Understanding (MOU) to ease the transfer process and to promote closer coordination of academic courses, programs, and degrees offered by the institutions. Emphasis will be placed on coordinated advising between the technical colleges and the four-year universities.	1
Commission on Higher Education	State Government	Coordinate with CHE on budget issues, lottery technology, parallel courses and associates degree programs.	4
Governor's Offices	State Government	Coordinate with Governor's staff to promote budget requests, technical college initiatives, and work collaboratively to promote economic development	4

