

Quarterly Budget Summary Report

Budget Name: Youth Challenge
FY: FY14
Run By: Alyssa Campbell
Reporting Quarter: Quarter 1

Site: SC
Date of Report: 4/8/2014
Reporting Date: 01/01/2014-03/31/2014

Object Class Codes	Current Annual Budget			Previous QTR Obligations				Reporting QTR Obligations				Total Obligations to Date				Cumulative % of Budget									
	Federal	State	Non-Cash	Other	Federal	State	Non-Cash	Other	Federal	State	Non-Cash	Other	Federal	State	Non-Cash	Other	Federal	State	Non-Cash	Other					
STAFF	\$2,410,620.00	\$0.00	\$0.00	\$0.00	\$0.00	\$0.00	\$0.00	\$0.00	\$340,674.30	\$0.00	\$0.00	\$0.00	\$0.00	\$340,674.30	\$0.00	\$0.00	\$0.00	\$0.00	\$0.00	\$0.00	\$0.00	14.13%	0.00%	0.00%	0.00%
ALLOWANCE	\$126,000.00	\$0.00	\$0.00	\$0.00	\$0.00	\$0.00	\$0.00	\$0.00	\$28,500.00	\$0.00	\$0.00	\$0.00	\$0.00	\$28,500.00	\$0.00	\$0.00	\$0.00	\$0.00	\$0.00	\$0.00	\$0.00	22.62%	0.00%	0.00%	0.00%
FACILITY REQUIREMENTS	\$122,629.00	\$58,333.00	\$0.00	\$0.00	\$0.00	\$0.00	\$0.00	\$0.00	\$0.00	\$0.00	\$0.00	\$0.00	\$0.00	\$0.00	\$0.00	\$0.00	\$0.00	\$0.00	\$0.00	\$0.00	\$0.00	0.00%	0.00%	0.00%	0.00%
FURNISHINGS	\$0.00	\$47,600.00	\$0.00	\$0.00	\$0.00	\$0.00	\$0.00	\$0.00	\$0.00	\$0.00	\$0.00	\$0.00	\$0.00	\$0.00	\$0.00	\$0.00	\$0.00	\$0.00	\$0.00	\$0.00	\$0.00	0.00%	0.00%	0.00%	0.00%
TRANSPORTATION / TRAVEL	\$22,000.00	\$67,000.00	\$0.00	\$0.00	\$0.00	\$0.00	\$0.00	\$0.00	\$0.00	\$0.00	\$0.00	\$0.00	\$0.00	\$0.00	\$0.00	\$0.00	\$0.00	\$0.00	\$0.00	\$0.00	\$0.00	0.00%	0.00%	0.00%	0.00%
DINING OPERATION	\$100,751.00	\$274,300.00	\$0.00	\$0.00	\$0.00	\$0.00	\$0.00	\$0.00	\$0.00	\$0.00	\$0.00	\$0.00	\$0.00	\$0.00	\$0.00	\$0.00	\$0.00	\$0.00	\$0.00	\$0.00	\$0.00	0.00%	0.00%	0.00%	0.00%
SUPPLIES	\$0.00	\$160,267.00	\$0.00	\$0.00	\$0.00	\$0.00	\$0.00	\$0.00	\$1,469.58	\$2,318.34	\$0.00	\$0.00	\$0.00	\$1,469.58	\$2,318.34	\$0.00	\$0.00	\$0.00	\$0.00	\$0.00	\$0.00	0.00%	6.68%	3.46%	0.00%
EQUIPMENT	\$0.00	\$33,000.00	\$0.00	\$0.00	\$0.00	\$0.00	\$0.00	\$0.00	\$0.00	\$92,817.42	\$0.00	\$0.00	\$0.00	\$0.00	\$92,817.42	\$0.00	\$0.00	\$0.00	\$0.00	\$0.00	\$0.00	0.00%	0.00%	0.00%	0.00%
CLOTHING	\$0.00	\$77,500.00	\$0.00	\$0.00	\$0.00	\$0.00	\$0.00	\$0.00	\$0.00	\$27,461.54	\$0.00	\$0.00	\$0.00	\$0.00	\$27,461.54	\$0.00	\$0.00	\$0.00	\$0.00	\$0.00	\$0.00	0.00%	0.00%	0.00%	0.00%
RECREATIONAL EQUIPMENT	\$0.00	\$15,000.00	\$0.00	\$0.00	\$0.00	\$0.00	\$0.00	\$0.00	\$0.00	\$3,659.62	\$0.00	\$0.00	\$0.00	\$0.00	\$3,659.62	\$0.00	\$0.00	\$0.00	\$0.00	\$0.00	\$0.00	0.00%	0.00%	11.96%	0.00%
SERVICES	\$20,000.00	\$94,833.00	\$0.00	\$0.00	\$0.00	\$0.00	\$0.00	\$0.00	\$0.00	\$9,196.77	\$0.00	\$0.00	\$0.00	\$0.00	\$9,196.77	\$0.00	\$0.00	\$0.00	\$0.00	\$0.00	\$0.00	0.00%	0.00%	10.90%	0.00%
MEDICAL	\$0.00	\$31,500.00	\$0.00	\$0.00	\$0.00	\$0.00	\$0.00	\$0.00	\$0.00	\$2,454.58	\$0.00	\$0.00	\$0.00	\$0.00	\$2,454.58	\$0.00	\$0.00	\$0.00	\$0.00	\$0.00	\$0.00	0.00%	0.00%	11.09%	0.00%
COMMUNICATIONS	\$0.00	\$7,500.00	\$0.00	\$0.00	\$0.00	\$0.00	\$0.00	\$0.00	\$216.00	\$6,588.87	\$0.00	\$0.00	\$0.00	\$0.00	\$6,588.87	\$0.00	\$0.00	\$0.00	\$0.00	\$0.00	\$0.00	0.00%	0.00%	11.79%	0.00%
SECURITY	\$0.00	\$0.00	\$0.00	\$0.00	\$0.00	\$0.00	\$0.00	\$0.00	\$0.00	\$1,991.95	\$0.00	\$0.00	\$0.00	\$0.00	\$1,991.95	\$0.00	\$0.00	\$0.00	\$0.00	\$0.00	\$0.00	0.00%	0.00%	16.36%	0.00%
OUTREACH	\$0.00	\$45,000.00	\$0.00	\$0.00	\$0.00	\$0.00	\$0.00	\$0.00	\$0.00	\$0.00	\$0.00	\$0.00	\$0.00	\$0.00	\$0.00	\$0.00	\$0.00	\$0.00	\$0.00	\$0.00	\$0.00	0.00%	0.00%	6.95%	0.00%
COMPUTERS	\$0.00	\$21,500.00	\$0.00	\$0.00	\$0.00	\$0.00	\$0.00	\$0.00	\$0.00	\$0.00	\$0.00	\$0.00	\$0.00	\$0.00	\$0.00	\$0.00	\$0.00	\$0.00	\$0.00	\$0.00	\$0.00	0.00%	0.00%	6.32%	0.00%
Total	\$2,802,000.00	\$993,333.00	\$0.00	\$0.00	\$0.00	\$0.00	\$0.00	\$0.00	\$370,859.88	\$79,742.25	\$0.00	\$0.00	\$0.00	\$370,859.88	\$79,742.25	\$0.00	\$0.00	\$0.00	\$0.00	\$0.00	\$0.00	13.24%	8.54%	0.00%	0.00%

Prepared By: Alyssa Campbell Budget Officer

[Signature] Program Director

[Signature] USPFO


Quarterly Budget Summary Report

Budget Name: Youth Challenge **Site:** SC
FFY: CY14
Run By: Alyssa Campbell **Date of Report:** 7/30/2014
Reporting Quarter: Quarter 2 **Reporting Dates:** 04/01/2014-06/30/2014

Object Class Codes	Current Annual Budget				Previous QTR Obligations				Reporting QTR Obligations				Total Obligations to Date				Cumulative % of Budget			
	Federal	State	Non-Cash	Other	Federal	State	Non-Cash	Other	Federal	State	Non-Cash	Other	Federal	State	Non-Cash	Other	Federal	State	Non-Cash	Other
A STAFF	\$2,410,620.00	\$0.00	\$0.00	\$0.00	\$340,674.30	\$0.00	\$0.00	\$0.00	\$508,643.35	\$103,601.25	\$0.00	\$0.00	\$849,317.65	\$103,601.25	\$0.00	\$0.00	35.23%	#DIV/0!	0.00%	0.00%
B ALLOWANCE	\$126,000.00	\$0.00	\$0.00	\$0.00	\$26,500.00	\$0.00	\$0.00	\$0.00	\$0.00	\$0.00	\$0.00	\$0.00	\$28,500.00	\$0.00	\$0.00	\$0.00	22.62%	0.00%	0.00%	0.00%
C FACILITY REQUIREMENTS	\$122,629.00	\$58,333.00	\$0.00	\$0.00	\$0.00	\$0.00	\$0.00	\$0.00	\$2,527.28	\$0.00	\$0.00	\$0.00	\$2,527.28	\$0.00	\$0.00	\$0.00	2.06%	0.00%	0.00%	0.00%
D FURNISHINGS	\$0.00	\$47,600.00	\$0.00	\$0.00	\$0.00	\$0.00	\$0.00	\$0.00	\$2,527.28	\$0.00	\$0.00	\$0.00	\$2,527.28	\$0.00	\$0.00	\$0.00	2.06%	0.00%	0.00%	0.00%
E TRANSPORTATION / TRAVEL	\$22,000.00	\$67,000.00	\$0.00	\$0.00	\$1,469.58	\$2,318.34	\$0.00	\$0.00	\$5,613.53	\$6,890.69	\$0.00	\$0.00	\$0.00	\$12,517.59	\$0.00	\$0.00	0.00%	24.20%	0.00%	0.00%
F DINING OPERATION	\$100,751.00	\$274,300.00	\$0.00	\$0.00	\$0.00	\$32,817.42	\$0.00	\$0.00	\$0.00	\$52,039.52	\$0.00	\$0.00	\$7,083.11	\$9,209.03	\$0.00	\$0.00	32.20%	13.74%	0.00%	0.00%
G SUPPLIES	\$0.00	\$160,267.00	\$0.00	\$0.00	\$0.00	\$17,461.54	\$0.00	\$0.00	\$0.00	\$30,990.97	\$0.00	\$0.00	\$0.00	\$84,856.94	\$0.00	\$0.00	0.00%	30.94%	0.00%	0.00%
H EQUIPMENT	\$0.00	\$33,000.00	\$0.00	\$0.00	\$0.00	\$3,659.62	\$0.00	\$0.00	\$0.00	\$7,051.23	\$0.00	\$0.00	\$0.00	\$48,452.51	\$0.00	\$0.00	0.00%	30.23%	0.00%	0.00%
I CLOTHING	\$0.00	\$77,500.00	\$0.00	\$0.00	\$0.00	\$9,136.77	\$0.00	\$0.00	\$0.00	\$22,881.24	\$0.00	\$0.00	\$0.00	\$30,710.85	\$0.00	\$0.00	0.00%	32.46%	0.00%	0.00%
J RECREATIONAL EQUIPMENT	\$0.00	\$15,000.00	\$0.00	\$0.00	\$0.00	\$2,454.58	\$0.00	\$0.00	\$0.00	\$4,228.69	\$0.00	\$0.00	\$0.00	\$32,018.01	\$0.00	\$0.00	0.00%	41.31%	0.00%	0.00%
K SERVICES	\$20,000.00	\$94,833.00	\$0.00	\$0.00	\$216.00	\$6,588.87	\$0.00	\$0.00	\$736.00	\$4,579.63	\$0.00	\$0.00	\$0.00	\$6,683.27	\$0.00	\$0.00	0.00%	44.56%	0.00%	0.00%
L MEDICAL	\$0.00	\$31,500.00	\$0.00	\$0.00	\$0.00	\$1,991.95	\$0.00	\$0.00	\$0.00	\$503.97	\$0.00	\$0.00	\$952.00	\$5,568.50	\$0.00	\$0.00	4.76%	54.38%	0.00%	0.00%
M COMMUNICATIONS	\$0.00	\$7,500.00	\$0.00	\$0.00	\$0.00	\$0.00	\$0.00	\$0.00	\$0.00	\$2,390.89	\$0.00	\$0.00	\$0.00	\$2,495.92	\$0.00	\$0.00	0.00%	7.52%	0.00%	0.00%
N SECURITY	\$0.00	\$0.00	\$0.00	\$0.00	\$0.00	\$0.00	\$0.00	\$0.00	\$0.00	\$2,390.89	\$0.00	\$0.00	\$0.00	\$2,390.89	\$0.00	\$0.00	0.00%	31.88%	0.00%	0.00%
O OUTREACH	\$0.00	\$45,000.00	\$0.00	\$0.00	\$0.00	\$3,313.16	\$0.00	\$0.00	\$0.00	\$59,317.24	\$0.00	\$0.00	\$0.00	\$59,317.24	\$0.00	\$0.00	0.00%	41.14%	0.00%	0.00%
P COMPUTERS	\$0.00	\$21,500.00	\$0.00	\$0.00	\$0.00	\$0.00	\$0.00	\$0.00	\$0.00	\$15,109.84	\$0.00	\$0.00	\$0.00	\$15,113.00	\$0.00	\$0.00	0.00%	#DIV/0!	0.00%	0.00%
Total	\$2,802,000.00	\$933,333.00	\$0.00	\$0.00	\$370,859.88	\$79,742.25	\$0.00	\$0.00	\$517,520.16	\$420,124.79	\$0.00	\$0.00	\$868,380.04	\$499,967.04	\$0.00	\$0.00	31.71%	53.57%	0.00%	0.00%

Prepared By:

Budget Officer




Program Director


USPRO


Quarterly Budget Summary Report

Budget Name: Youth Challenge **Site:** SC
FY: CY14
Run By: Alyssa Campbell **Date of Report:** 10/6/2014
Reporting Quarter: Quarter 3 **Reporting Date:** 07/01/2014-09/30/2014

Object Class Codes	Current Annual Budget				Previous QTR Obligations				Reporting QTR Obligations				Total Obligations to Date				Cumulative % of Budget			
	Federal	State	Non-Cash	Other	Federal	State	Non-Cash	Other	Federal	State	Non-Cash	Other	Federal	State	Non-Cash	Other	Federal	State	Non-Cash	Other
A STAFF	\$2,410,620.00	\$0.00	\$0.00	\$0.00	\$89,317.65	\$103,601.25	\$0.00	\$0.00	\$567,268.91	\$0.00	\$0.00	\$0.00	\$1,416,586.56	\$103,601.25	\$0.00	\$0.00	58.76%	#N/D	0.00%	0.00%
B ALLOWANCE	\$126,000.00	\$0.00	\$0.00	\$0.00	\$28,500.00	\$0.00	\$0.00	\$0.00	\$77,175.00	\$0.00	\$0.00	\$0.00	\$105,675.00	\$0.00	\$0.00	\$0.00	83.87%	0.00%	0.00%	0.00%
C FACILITY REQUIREMENTS	\$122,629.00	\$58,333.00	\$0.00	\$0.00	\$2,527.28	\$0.00	\$0.00	\$0.00	\$0.00	\$0.00	\$0.00	\$0.00	\$2,527.28	\$0.00	\$0.00	\$0.00	2.06%	0.00%	0.00%	0.00%
D FURNISHINGS	\$0.00	\$47,600.00	\$0.00	\$0.00	\$0.00	\$11,517.59	\$0.00	\$0.00	\$16,132.17	\$0.00	\$0.00	\$0.00	\$16,132.17	\$11,517.59	\$0.00	\$0.00	#N/D	24.20%	0.00%	0.00%
E TRANSPORTATION / TRAVEL	\$22,000.00	\$67,000.00	\$0.00	\$0.00	\$7,083.11	\$9,209.09	\$0.00	\$0.00	\$8,247.95	\$1,139.91	\$0.00	\$0.00	\$15,331.06	\$10,348.94	\$0.00	\$0.00	69.63%	15.45%	0.00%	0.00%
F DINING OPERATION	\$100,751.00	\$774,300.00	\$0.00	\$0.00	\$0.00	\$84,856.94	\$0.00	\$0.00	\$0.00	\$199.09	\$0.00	\$0.00	\$0.00	\$85,056.03	\$0.00	\$0.00	0.00%	31.01%	0.00%	0.00%
G SUPPLIES	\$0.00	\$160,267.00	\$0.00	\$0.00	\$0.00	\$48,452.51	\$0.00	\$0.00	\$9,128.26	\$1,979.54	\$0.00	\$0.00	\$9,128.26	\$50,432.05	\$0.00	\$0.00	#N/D	31.47%	0.00%	0.00%
H EQUIPMENT	\$0.00	\$77,500.00	\$0.00	\$0.00	\$0.00	\$10,710.85	\$0.00	\$0.00	\$2,014.40	\$0.00	\$0.00	\$0.00	\$2,014.40	\$10,710.85	\$0.00	\$0.00	#N/D	32.46%	0.00%	0.00%
I CLOTHING	\$0.00	\$77,500.00	\$0.00	\$0.00	\$0.00	\$32,018.01	\$0.00	\$0.00	\$7,886.61	\$0.00	\$0.00	\$0.00	\$7,886.61	\$32,018.01	\$0.00	\$0.00	#N/D	41.31%	0.00%	0.00%
J RECREATIONAL EQUIPMENT	\$0.00	\$15,000.00	\$0.00	\$0.00	\$0.00	\$6,683.27	\$0.00	\$0.00	\$0.00	\$0.00	\$0.00	\$0.00	\$0.00	\$6,683.27	\$0.00	\$0.00	0.00%	44.56%	0.00%	0.00%
K SERVICES	\$20,000.00	\$94,833.00	\$0.00	\$0.00	\$952.00	\$51,568.50	\$0.00	\$0.00	\$12,231.89	\$7,500.00	\$0.00	\$0.00	\$13,183.89	\$59,068.50	\$0.00	\$0.00	65.92%	62.29%	0.00%	0.00%
L MEDICAL	\$0.00	\$31,500.00	\$0.00	\$0.00	\$0.00	\$2,495.92	\$0.00	\$0.00	\$9,175.41	\$0.00	\$0.00	\$0.00	\$9,175.41	\$2,495.92	\$0.00	\$0.00	#N/D	7.32%	0.00%	0.00%
M COMMUNICATIONS	\$0.00	\$7,500.00	\$0.00	\$0.00	\$0.00	\$2,390.89	\$0.00	\$0.00	\$3,666.32	\$0.00	\$0.00	\$0.00	\$3,666.32	\$2,390.89	\$0.00	\$0.00	#N/D	31.88%	0.00%	0.00%
N SECURITY	\$0.00	\$0.00	\$0.00	\$0.00	\$0.00	\$59,317.24	\$0.00	\$0.00	\$2,017.86	\$0.00	\$0.00	\$0.00	\$1,017.86	\$59,317.24	\$0.00	\$0.00	#N/D	#N/D	0.00%	0.00%
O OUTREACH	\$0.00	\$45,000.00	\$0.00	\$0.00	\$0.00	\$18,513.00	\$0.00	\$0.00	\$6,037.57	\$259.97	\$0.00	\$0.00	\$6,037.57	\$18,772.97	\$0.00	\$0.00	#N/D	41.72%	0.00%	0.00%
P COMPUTERS	\$0.00	\$21,500.00	\$0.00	\$0.00	\$0.00	\$58,032.04	\$0.00	\$0.00	\$4,786.38	\$0.00	\$0.00	\$0.00	\$4,786.38	\$58,032.04	\$0.00	\$0.00	#N/D	272.71%	0.00%	0.00%
Total	\$2,602,000.00	\$933,333.00	\$0.00	\$0.00	\$888,390.04	\$499,967.04	\$0.00	\$0.00	\$724,763.13	\$1,078.51	\$0.00	\$0.00	\$1,613,148.17	\$511,045.55	\$0.00	\$0.00	57.57%	54.75%	0.00%	0.00%

Prepared By:  Budget Officer
 Program Director



 USEPO


Quarterly Budget Summary Report

Budget Name: Youth Challenge
FFY: CY14
Rao By: Alyssa Campbell
Reporting Quarter: Quarter 4
State: SC
Date of Report: 1/18/2015
Reporting Date: 10/01/2014-12/31/2014

Object Class Codes	Current Annual Budget				Previous QTR Obligations				Reporting QTR Obligations				Total Obligations to Date				Cumulative % of Budget			
	Federal	State	Non-Cash	Other	Federal	State	Non-Cash	Other	Federal	State	Non-Cash	Other	Federal	State	Non-Cash	Other	Federal	State	Non-Cash	Other
A STAFF	\$2,430,830.00	\$0.00	\$0.00	\$0.00	\$1,416,586.56	\$103,601.25	\$0.00	\$0.00	\$27,308.68	\$0.00	\$0.00	\$0.00	\$1,073,895.24	\$103,601.25	\$0.00	\$0.00	86.03%	#DIV/0!	0.00%	0.00%
B ALLOWANCE	\$136,000.00	\$0.00	\$0.00	\$0.00	\$105,675.00	\$0.00	\$0.00	\$0.00	\$30,000.00	\$0.00	\$0.00	\$0.00	\$135,675.00	\$0.00	\$0.00	\$0.00	107.88%	0.00%	0.00%	0.00%
C FACILITY REQUIREMENTS	\$122,629.00	\$8,813.00	\$0.00	\$0.00	\$7,527.28	\$0.00	\$0.00	\$0.00	\$6,532.30	\$22,177.43	\$0.00	\$0.00	\$69,695.58	\$22,177.43	\$0.00	\$0.00	56.32%	38.22%	0.00%	0.00%
D FURNISHINGS	\$0.00	\$47,500.00	\$0.00	\$0.00	\$16,132.17	\$11,517.59	\$0.00	\$0.00	\$19,083.69	\$7,468.66	\$0.00	\$0.00	\$35,080.86	\$18,983.25	\$0.00	\$0.00	#DIV/0!	29.33%	0.00%	0.00%
E TRANSPORTATION / TRAVEL	\$22,000.00	\$67,000.00	\$0.00	\$0.00	\$15,331.06	\$10,348.94	\$0.00	\$0.00	\$4,320.67	\$1,007.15	\$0.00	\$0.00	\$21,581.73	\$11,356.09	\$0.00	\$0.00	57.99%	16.35%	0.00%	0.00%
F DINING OPERATION	\$100,751.00	\$274,300.00	\$0.00	\$0.00	\$0.00	\$85,056.04	\$0.00	\$0.00	\$0.00	\$127,129.93	\$0.00	\$0.00	\$0.00	\$212,185.96	\$0.00	\$0.00	0.00%	77.96%	0.00%	0.00%
G SUPPLIES	\$0.00	\$380,287.00	\$0.00	\$0.00	\$9,128.26	\$50,432.06	\$0.00	\$0.00	\$2,647.94	\$46,389.76	\$0.00	\$0.00	\$11,776.20	\$96,771.81	\$0.00	\$0.00	#DIV/0!	60.38%	0.00%	0.00%
H EQUIPMENT	\$8.00	\$33,000.00	\$0.00	\$0.00	\$1,014.40	\$10,710.85	\$0.00	\$0.00	\$1,859.74	\$0.00	\$0.00	\$0.00	\$3,874.14	\$10,710.85	\$0.00	\$0.00	#DIV/0!	32.46%	0.00%	0.00%
I CLOTHING	\$0.00	\$77,500.00	\$0.00	\$0.00	\$7,886.61	\$32,018.01	\$0.00	\$0.00	\$4,847.46	\$13,335.06	\$0.00	\$0.00	\$12,534.07	\$45,357.07	\$0.00	\$0.00	#DIV/0!	44.56%	0.00%	0.00%
J RECREATIONAL EQUIPMENT	\$0.00	\$15,000.00	\$0.00	\$0.00	\$0.00	\$6,583.27	\$0.00	\$0.00	\$4,981.68	\$8.00	\$0.00	\$0.00	\$4,961.68	\$6,583.27	\$0.00	\$0.00	#DIV/0!	44.56%	0.00%	0.00%
K SERVICES	\$20,000.00	\$94,832.00	\$0.00	\$0.00	\$13,183.80	\$59,068.30	\$0.00	\$0.00	\$18,348.43	\$12,443.31	\$0.00	\$0.00	\$39,552.32	\$71,511.81	\$0.00	\$0.00	147.76%	75.41%	0.00%	0.00%
L MEDICAL	\$0.00	\$31,500.00	\$0.00	\$0.00	\$9,175.41	\$2,485.92	\$0.00	\$0.00	\$26.99	\$343.43	\$0.00	\$0.00	\$9,442.40	\$2,829.37	\$0.00	\$0.00	#DIV/0!	9.01%	0.00%	0.00%
M COMMUNICATIONS	\$0.00	\$7,500.00	\$0.00	\$0.00	\$3,646.32	\$2,390.88	\$0.00	\$0.00	\$1,863.73	\$1,340.90	\$0.00	\$0.00	\$6,528.06	\$3,731.19	\$0.00	\$0.00	#DIV/0!	49.75%	0.00%	0.00%
N SECURITY	\$0.00	\$0.00	\$0.00	\$0.00	\$1,037.86	\$59,317.24	\$0.00	\$0.00	\$13,517.18	\$0.00	\$0.00	\$0.00	\$14,555.04	\$39,317.24	\$0.00	\$0.00	#DIV/0!	129.97%	0.00%	0.00%
O OUTREACH	\$0.00	\$45,000.00	\$0.00	\$0.00	\$6,087.57	\$18,772.97	\$0.00	\$0.00	\$46,727.47	\$39,711.68	\$0.00	\$0.00	\$52,765.44	\$38,484.65	\$0.00	\$0.00	#DIV/0!	129.97%	0.00%	0.00%
P COMPUTERS	\$0.00	\$11,500.00	\$0.00	\$0.00	\$4,786.38	\$39,632.04	\$0.00	\$0.00	\$0.00	\$8,090.37	\$0.00	\$0.00	\$4,786.38	\$48,723.01	\$0.00	\$0.00	#DIV/0!	110.34%	0.00%	0.00%
Total	\$2,802,000.00	\$933,333.00	\$0.00	\$0.00	\$1,613,346.17	\$611,045.33	\$0.00	\$0.00	\$72,813.96	\$274,568.70	\$0.00	\$0.00	\$2,485,963.18	\$785,414.15	\$0.00	\$0.00	88.72%	84.15%	0.00%	0.00%

Prepared By:

Budget Officer: 
 Programs Director: 


 LIS: [Redacted]