

Quarterly Budget Summary Report

Budget Name: Youth Challenge **Site:** SC
FFY: CY16
Run By: Alyssa Campbell **Date of Report:** 4/6/2016
Reporting Quarter: Quarter 1 **Reporting Date:** 01/01/2016-03/31/2016

Object Class Codes	Current Annual Budget				Previous QTR Obligations				Reporting QTR Obligations				Total Obligations to Date				Cumulative % of Budget				
	Federal	State	Non-Cash	Other	Federal	State	Non-Cash	Other	Federal	State	Non-Cash	Other	Federal	State	Non-Cash	Other	Federal	State	Non-Cash	Other	
A STAFF	\$2,579,652.00	\$0.00	\$0.00	\$0.00	\$0.00	\$0.00	\$0.00	\$0.00	\$406,970.02	\$0.00	\$0.00	\$0.00	\$406,970.02	\$0.00	\$0.00	\$0.00	\$0.00	15.74%	0.00%	0.00%	0.00%
B ALLOWANCE	\$0.00	\$96,000.00	\$0.00	\$0.00	\$0.00	\$0.00	\$0.00	\$0.00	\$30,000.00	\$0.00	\$0.00	\$0.00	\$30,000.00	\$0.00	\$0.00	\$0.00	\$0.00	#DIV/0!	0.00%	0.00%	0.00%
C FACILITY REQUIREMENTS	\$120,000.00	\$60,000.00	\$0.00	\$0.00	\$0.00	\$0.00	\$0.00	\$0.00	\$0.00	\$0.00	\$0.00	\$0.00	\$0.00	\$0.00	\$0.00	\$0.00	\$0.00	0.00%	0.00%	0.00%	0.00%
D FURNISHINGS	\$0.00	\$55,000.00	\$0.00	\$0.00	\$0.00	\$0.00	\$0.00	\$0.00	\$0.00	\$0.00	\$0.00	\$0.00	\$0.00	\$0.00	\$0.00	\$0.00	\$0.00	0.00%	0.00%	0.00%	0.00%
E TRANSPORTATION / TRAVEL	\$17,500.00	\$25,000.00	\$0.00	\$0.00	\$0.00	\$0.00	\$0.00	\$0.00	\$0.00	\$0.00	\$0.00	\$0.00	\$0.00	\$0.00	\$0.00	\$0.00	\$0.00	0.00%	0.00%	0.00%	0.00%
F DINING OPERATION	\$0.00	\$360,000.00	\$0.00	\$0.00	\$0.00	\$0.00	\$0.00	\$0.00	\$1,989.04	\$112.94	\$0.00	\$0.00	\$1,989.04	\$112.94	\$0.00	\$0.00	\$0.00	11.37%	0.45%	0.00%	0.00%
G SUPPLIES	\$8,000.00	\$56,815.00	\$0.00	\$0.00	\$0.00	\$0.00	\$0.00	\$0.00	\$0.00	\$84,171.58	\$0.00	\$0.00	\$0.00	\$84,171.58	\$0.00	\$0.00	\$0.00	0.00%	23.38%	0.00%	0.00%
H EQUIPMENT	\$5,000.00	\$40,000.00	\$0.00	\$0.00	\$0.00	\$0.00	\$0.00	\$0.00	\$0.00	\$11,805.97	\$0.00	\$0.00	\$0.00	\$11,805.97	\$0.00	\$0.00	\$0.00	0.00%	20.78%	0.00%	0.00%
I CLOTHING	\$6,500.00	\$42,000.00	\$0.00	\$0.00	\$0.00	\$0.00	\$0.00	\$0.00	\$2,458.08	\$0.00	\$0.00	\$0.00	\$2,458.08	\$0.00	\$0.00	\$0.00	\$0.00	49.16%	0.00%	0.00%	0.00%
J RECREATIONAL EQUIPMENT	\$0.00	\$10,000.00	\$0.00	\$0.00	\$0.00	\$0.00	\$0.00	\$0.00	\$0.00	\$6,386.80	\$0.00	\$0.00	\$0.00	\$6,386.80	\$0.00	\$0.00	\$0.00	0.00%	15.21%	0.00%	0.00%
K SERVICES	\$7,295.00	\$75,000.00	\$0.00	\$0.00	\$0.00	\$0.00	\$0.00	\$0.00	\$0.00	\$0.00	\$0.00	\$0.00	\$0.00	\$0.00	\$0.00	\$0.00	\$0.00	0.00%	0.00%	0.00%	0.00%
L MEDICAL	\$0.00	\$15,000.00	\$0.00	\$0.00	\$0.00	\$0.00	\$0.00	\$0.00	\$1,074.00	\$17,829.60	\$0.00	\$0.00	\$1,074.00	\$17,829.60	\$0.00	\$0.00	\$0.00	14.72%	23.77%	0.00%	0.00%
M COMMUNICATIONS	\$2,500.00	\$15,000.00	\$0.00	\$0.00	\$0.00	\$0.00	\$0.00	\$0.00	\$1,557.11	\$1,160.21	\$0.00	\$0.00	\$1,557.11	\$1,160.21	\$0.00	\$0.00	\$0.00	#DIV/0!	7.73%	0.00%	0.00%
N SECURITY	\$0.00	\$10,000.00	\$0.00	\$0.00	\$0.00	\$0.00	\$0.00	\$0.00	\$1,821.73	\$0.00	\$0.00	\$0.00	\$1,821.73	\$0.00	\$0.00	\$0.00	\$0.00	72.87%	0.00%	0.00%	0.00%
O OUTREACH	\$0.00	\$30,000.00	\$0.00	\$0.00	\$0.00	\$0.00	\$0.00	\$0.00	\$0.00	\$0.00	\$0.00	\$0.00	\$0.00	\$0.00	\$0.00	\$0.00	\$0.00	0.00%	0.00%	0.00%	0.00%
P COMPUTERS	\$0.00	\$25,000.00	\$0.00	\$0.00	\$0.00	\$0.00	\$0.00	\$0.00	\$0.00	\$1,796.86	\$0.00	\$0.00	\$0.00	\$1,796.86	\$0.00	\$0.00	\$0.00	0.00%	0.00%	0.00%	0.00%
Total	\$2,744,447.00	\$914,815.00	\$0.00	\$0.00	\$0.00	\$0.00	\$0.00	\$0.00	\$445,869.98	\$124,686.97	\$0.00	\$0.00	\$445,869.98	\$124,686.97	\$0.00	\$0.00	\$0.00	16.25%	13.63%	0.00%	0.00%

Prepared By:

Budget Officer: Alyssa Campbell Program Director: [Signature] USAID: [Signature]

Quarterly Budget Summary Report

Budget Name: Youth Challenge **SBA:** 5C
FFY: CY15
Run By: Alyssa Campbell **Date of Report:** 7/8/2016
Reporting Quarter: Quarter 2 **Reporting Date:** 04/01/2016-06/30/2016

Object Class Codes	Current Annual Budget				Previous QTR Obligations				Reporting QTR Obligations				Total Obligations to Date				Cumulative % of Budget			
	Federal	State	Non-Cash	Other	Federal	State	Non-Cash	Other	Federal	State	Non-Cash	Other	Federal	State	Non-Cash	Other	Federal	State	Non-Cash	Other
A STAFF	\$2,579,652.00	\$0.00	\$0.00	\$0.00	\$406,970.02	\$0.00	\$0.00	\$0.00	\$86,995.72	\$103,349.39	\$0.00	\$0.00	\$1,003,905.74	\$103,349.39	\$0.00	\$0.00	38.52%	80.11/01	0.00%	0.00%
B ALLOWANCE	\$0.00	\$96,000.00	\$0.00	\$0.00	\$30,000.00	\$0.00	\$0.00	\$0.00	\$30,000.00	\$0.00	\$0.00	\$0.00	\$69,060.00	\$0.00	\$0.00	\$0.00	#DIV/0!	0.00%	0.00%	0.00%
C FACILITY REQUIREMENTS	\$120,000.00	\$60,000.00	\$0.00	\$0.00	\$0.00	\$0.00	\$0.00	\$0.00	\$0.00	\$49,950.00	\$0.00	\$0.00	\$0.00	\$49,950.00	\$0.00	\$0.00	0.00%	83.25%	0.00%	0.00%
D FURNISHINGS	\$0.00	\$55,000.00	\$0.00	\$0.00	\$0.00	\$0.00	\$0.00	\$0.00	\$0.00	\$19,788.50	\$0.00	\$0.00	\$0.00	\$19,788.50	\$0.00	\$0.00	0.00%	35.98%	0.00%	0.00%
E TRANSPORTATION / TRAVEL	\$18,000.00	\$25,000.00	\$0.00	\$0.00	\$1,989.04	\$112.94	\$0.00	\$0.00	\$2,549.00	\$2,259.55	\$0.00	\$0.00	\$4,533.04	\$2,271.49	\$0.00	\$0.00	25.18%	9.49%	0.00%	0.00%
F DINING OPERATION	\$0.00	\$360,000.00	\$0.00	\$0.00	\$0.00	\$84,171.58	\$0.00	\$0.00	\$0.00	\$136,729.59	\$0.00	\$0.00	\$0.00	\$270,991.11	\$0.00	\$0.00	0.00%	61.38%	0.00%	0.00%
G SUPPLIES	\$6,000.00	\$56,015.00	\$0.00	\$0.00	\$0.00	\$11,806.97	\$0.00	\$0.00	\$15.00	\$19,598.65	\$0.00	\$0.00	\$19.08	\$25,404.63	\$0.00	\$0.00	0.32%	44.73%	0.00%	0.00%
H EQUIPMENT	\$5,000.00	\$40,000.00	\$0.00	\$0.00	\$2,458.08	\$0.00	\$0.00	\$0.00	\$2,611.16	\$3,289.91	\$0.00	\$0.00	\$5,069.22	\$3,868.01	\$0.00	\$0.00	101.30%	9.67%	0.00%	0.00%
I CLOTHING	\$6,500.00	\$42,000.00	\$0.00	\$0.00	\$0.00	\$6,386.80	\$0.00	\$0.00	\$0.00	\$15,185.48	\$0.00	\$0.00	\$0.00	\$21,572.28	\$0.00	\$0.00	0.00%	51.36%	0.00%	0.00%
J RECREATIONAL EQUIPMENT	\$0.00	\$10,000.00	\$0.00	\$0.00	\$0.00	\$0.00	\$0.00	\$0.00	\$0.00	\$0.00	\$0.00	\$0.00	\$0.00	\$0.00	\$0.00	\$0.00	0.00%	0.00%	0.00%	0.00%
K SERVICES	\$7,295.00	\$75,000.00	\$0.00	\$0.00	\$1,074.00	\$17,829.60	\$0.00	\$0.00	\$334.00	\$20,149.00	\$0.00	\$0.00	\$1,405.00	\$37,978.60	\$0.00	\$0.00	19.90%	50.64%	0.00%	0.00%
L MEDICAL	\$0.00	\$15,000.00	\$0.00	\$0.00	\$1,557.11	\$1,160.21	\$0.00	\$0.00	\$0.00	\$0.00	\$0.00	\$0.00	\$3,557.33	\$1,160.21	\$0.00	\$0.00	#DIV/0!	7.73%	0.00%	0.00%
M COMMUNICATIONS	\$3,300.00	\$15,000.00	\$0.00	\$0.00	\$1,921.73	\$0.00	\$0.00	\$0.00	\$3,658.68	\$0.00	\$0.00	\$0.00	\$5,480.41	\$0.00	\$0.00	\$0.00	219.22%	0.00%	0.00%	0.00%
N SECURITY	\$0.00	\$10,000.00	\$0.00	\$0.00	\$0.00	\$0.00	\$0.00	\$0.00	\$0.00	\$0.00	\$0.00	\$0.00	\$0.00	\$0.00	\$0.00	\$0.00	0.00%	0.00%	0.00%	0.00%
O OUTREACH	\$0.00	\$30,000.00	\$0.00	\$0.00	\$0.00	\$1,795.65	\$0.00	\$0.00	\$0.00	\$8,700.73	\$0.00	\$0.00	\$0.00	\$10,497.59	\$0.00	\$0.00	0.00%	34.99%	0.00%	0.00%
P COMPUTERS	\$0.00	\$25,000.00	\$0.00	\$0.00	\$0.00	\$1,423.01	\$0.00	\$0.00	\$0.00	\$5,304.29	\$0.00	\$0.00	\$0.00	\$6,727.21	\$0.00	\$0.00	0.00%	26.91%	0.00%	0.00%
Total	\$2,744,947.00	\$914,815.00	\$0.00	\$0.00	\$445,869.98	\$124,686.97	\$0.00	\$0.00	\$645,162.62	\$378,882.85	\$0.00	\$0.00	\$1,091,032.60	\$503,569.02	\$0.00	\$0.00	39.75%	55.05%	0.00%	2.00%

Prepared By:

Budget Officer


Program Director




Quarterly Budget Summary Report

Budget Name: Youth Challenge **Site:** SC
FFY: CY16
Run By: Alyssa Campbell **Date of Report:** 10/10/2016
Reporting Quarter: Quarter 3 **Reporting Date:** 07/01/2016-09/30/2016

Object Class Codes	Current Annual Budget				Previous QTR Obligations				Reporting QTR Obligations				Total Obligations to Date				Cumulative % of Budget				
	Federal	State	Non-Cash	Other	Federal	State	Non-Cash	Other	Federal	State	Non-Cash	Other	Federal	State	Non-Cash	Other	Federal	State	Non-Cash	Other	
A STAFF	\$2,579,652.00	\$0.00	\$0.00	\$0.00	\$1,003,905.74	\$103,349.39	\$0.00	\$0.00	\$744,990.25	\$0.00	\$0.00	\$0.00	\$1,748,895.99	\$103,349.39	\$0.00	\$0.00	\$0.00	67.80%	#DIV/0!	0.00%	0.00%
B ALLOWANCE	\$0.00	\$96,000.00	\$0.00	\$0.00	\$69,060.00	\$0.00	\$0.00	\$0.00	\$20,000.00	\$0.00	\$0.00	\$0.00	\$89,060.00	\$0.00	\$0.00	\$0.00	\$0.00	#DIV/0!	0.00%	0.00%	0.00%
C FACILITY REQUIREMENTS	\$120,000.00	\$60,000.00	\$0.00	\$0.00	\$0.00	\$49,950.00	\$0.00	\$0.00	\$7,850.00	\$0.00	\$0.00	\$0.00	\$7,850.00	\$49,950.00	\$0.00	\$0.00	\$0.00	6.54%	83.25%	0.00%	0.00%
D FURNISHINGS	\$0.00	\$55,000.00	\$0.00	\$0.00	\$0.00	\$19,788.50	\$0.00	\$0.00	\$2,065.82	\$0.00	\$0.00	\$0.00	\$2,065.82	\$19,788.50	\$0.00	\$0.00	\$0.00	#DIV/0!	35.98%	0.00%	0.00%
E TRANSPORTATION / TRAVEL	\$18,000.00	\$25,000.00	\$0.00	\$0.00	\$4,533.04	\$2,371.49	\$0.00	\$0.00	\$4,822.94	\$1,944.88	\$0.00	\$0.00	\$9,355.98	\$4,316.37	\$0.00	\$0.00	\$0.00	51.98%	17.27%	0.00%	0.00%
F DINING OPERATION	\$0.00	\$360,000.00	\$0.00	\$0.00	\$0.00	\$220,801.11	\$0.00	\$0.00	\$0.00	\$89,101.43	\$0.00	\$0.00	\$0.00	\$310,002.54	\$0.00	\$0.00	\$0.00	0.00%	86.11%	0.00%	0.00%
G SUPPLIES	\$6,000.00	\$56,815.00	\$0.00	\$0.00	\$19.08	\$25,404.63	\$0.00	\$0.00	\$1,868.26	\$866.91	\$0.00	\$0.00	\$1,887.34	\$26,271.54	\$0.00	\$0.00	\$0.00	0.00%	0.00%	0.00%	0.00%
H EQUIPMENT	\$5,000.00	\$40,000.00	\$0.00	\$0.00	\$5,069.22	\$3,868.01	\$0.00	\$0.00	\$4,190.85	\$0.00	\$0.00	\$0.00	\$9,260.07	\$3,868.01	\$0.00	\$0.00	\$0.00	31.46%	46.24%	0.00%	0.00%
I CLOTHING	\$6,500.00	\$42,000.00	\$0.00	\$0.00	\$0.00	\$21,572.28	\$0.00	\$0.00	\$3,472.45	\$0.00	\$0.00	\$0.00	\$3,472.45	\$21,572.28	\$0.00	\$0.00	\$0.00	185.20%	9.67%	0.00%	0.00%
J RECREATIONAL EQUIPMENT	\$0.00	\$10,000.00	\$0.00	\$0.00	\$0.00	\$0.00	\$0.00	\$0.00	\$0.00	\$0.00	\$0.00	\$0.00	\$0.00	\$0.00	\$0.00	\$0.00	\$0.00	53.42%	51.36%	0.00%	0.00%
K SERVICES	\$7,295.00	\$75,000.00	\$0.00	\$0.00	\$1,408.00	\$37,978.60	\$0.00	\$0.00	\$26,075.10	\$0.00	\$0.00	\$0.00	\$0.00	\$0.00	\$0.00	\$0.00	\$0.00	0.00%	0.00%	0.00%	0.00%
L MEDICAL	\$0.00	\$15,000.00	\$0.00	\$0.00	\$1,557.11	\$1,160.21	\$0.00	\$0.00	\$0.00	\$0.00	\$0.00	\$0.00	\$27,483.10	\$37,978.60	\$0.00	\$0.00	\$0.00	376.74%	50.64%	0.00%	0.00%
M COMMUNICATIONS	\$2,500.00	\$15,000.00	\$0.00	\$0.00	\$5,480.41	\$0.00	\$0.00	\$0.00	\$2,045.91	\$0.00	\$0.00	\$0.00	\$7,526.32	\$0.00	\$0.00	\$0.00	\$0.00	#DIV/0!	7.73%	0.00%	0.00%
N SECURITY	\$0.00	\$10,000.00	\$0.00	\$0.00	\$0.00	\$0.00	\$0.00	\$0.00	\$0.00	\$0.00	\$0.00	\$0.00	\$0.00	\$0.00	\$0.00	\$0.00	\$0.00	301.05%	0.00%	0.00%	0.00%
O OUTREACH	\$0.00	\$30,000.00	\$0.00	\$0.00	\$0.00	\$0.00	\$0.00	\$0.00	\$0.00	\$0.00	\$0.00	\$0.00	\$0.00	\$0.00	\$0.00	\$0.00	\$0.00	0.00%	0.00%	0.00%	0.00%
P COMPUTERS	\$0.00	\$25,000.00	\$0.00	\$0.00	\$0.00	\$6,727.21	\$0.00	\$0.00	\$0.00	\$0.00	\$0.00	\$0.00	\$0.00	\$6,727.21	\$0.00	\$0.00	\$0.00	0.00%	0.00%	26.91%	0.00%
Total	\$2,744,947.00	\$914,815.00	\$0.00	\$0.00	\$1,091,032.60	\$503,569.02	\$0.00	\$0.00	\$817,381.58	\$91,913.22	\$0.00	\$0.00	\$1,748,895.99	\$103,349.39	\$0.00	\$0.00	\$0.00	69.52%	65.09%	0.00%	0.00%



Prepared By: Alyssa Campbell Budget Officer [Signature] Program Director




[Signature] USFO

Quarterly Budget Summary Report

Budget Name: Youth Challenge **Site:** SC
FFY: CY16
Run By: Alyssa Campbell **Date of Report:** 1/11/2017
Reporting Quarter: Quarter 4 **Reporting Date:** 10/01/2016-12/31/2016

Object Class Codes	Current Annual Budget				Previous QTR Obligations				Reporting QTR Obligations				Total Obligations to Date				Cumulative % of Budget			
	Federal	State	Non-Cash	Other	Federal	State	Non-Cash	Other	Federal	State	Non-Cash	Other	Federal	State	Non-Cash	Other	Federal	State	Non-Cash	Other
A STAFF	\$2,579,652.00	\$0.00	\$0.00	\$0.00	\$1,748,895.99	\$109,349.39	\$0.00	\$0.00	\$437,448.57	\$107,873.38	\$0.00	\$0.00	\$2,186,344.56	\$211,222.77	\$0.00	\$0.00	84.75%	#DIV/0!	0.00%	0.00%
B ALLOWANCE	\$0.00	\$96,000.00	\$0.00	\$0.00	\$89,060.00	\$0.00	\$0.00	\$0.00	\$29,820.00	\$0.00	\$0.00	\$0.00	\$118,880.00	\$0.00	\$0.00	\$0.00	#DIV/0!	0.00%	0.00%	0.00%
C FACILITY REQUIREMENTS	\$120,000.00	\$60,000.00	\$0.00	\$0.00	\$7,850.00	\$49,950.00	\$0.00	\$0.00	\$0.00	\$0.00	\$0.00	\$0.00	\$7,850.00	\$49,950.00	\$0.00	\$0.00	6.54%	83.25%	0.00%	0.00%
D FURNISHINGS	\$0.00	\$55,000.00	\$0.00	\$0.00	\$2,065.82	\$19,788.50	\$0.00	\$0.00	\$0.00	\$0.00	\$0.00	\$0.00	\$2,065.82	\$19,788.50	\$0.00	\$0.00	#DIV/0!	35.98%	0.00%	0.00%
E TRANSPORTATION / TRAVEL	\$18,000.00	\$25,000.00	\$0.00	\$0.00	\$9,355.98	\$4,316.37	\$0.00	\$0.00	\$6,141.46	\$6,006.28	\$0.00	\$0.00	\$15,497.44	\$10,322.65	\$0.00	\$0.00	86.10%	41.29%	0.00%	0.00%
F DINING OPERATION	\$0.00	\$360,000.00	\$0.00	\$0.00	\$0.00	\$310,002.54	\$0.00	\$0.00	\$0.00	\$68,212.67	\$0.00	\$0.00	\$0.00	\$378,215.21	\$0.00	\$0.00	0.00%	0.00%	0.00%	0.00%
G SUPPLIES	\$6,000.00	\$56,815.00	\$0.00	\$0.00	\$1,887.34	\$26,271.54	\$0.00	\$0.00	\$7,867.26	\$10,528.48	\$0.00	\$0.00	\$9,754.60	\$38,800.02	\$0.00	\$0.00	162.58%	64.77%	0.00%	0.00%
H EQUIPMENT	\$5,000.00	\$40,000.00	\$0.00	\$0.00	\$9,260.07	\$3,868.01	\$0.00	\$0.00	\$1,745.66	\$0.00	\$0.00	\$0.00	\$11,005.73	\$3,868.01	\$0.00	\$0.00	220.11%	9.67%	0.00%	0.00%
I CLOTHING	\$6,500.00	\$42,000.00	\$0.00	\$0.00	\$3,472.45	\$21,572.28	\$0.00	\$0.00	\$6,006.32	\$4,369.31	\$0.00	\$0.00	\$9,478.77	\$25,941.59	\$0.00	\$0.00	145.83%	61.77%	0.00%	0.00%
J RECREATIONAL EQUIPMENT	\$0.00	\$10,000.00	\$0.00	\$0.00	\$0.00	\$0.00	\$0.00	\$0.00	\$0.00	\$0.00	\$0.00	\$0.00	\$0.00	\$0.00	\$0.00	\$0.00	0.00%	0.00%	0.00%	0.00%
K SERVICES	\$7,295.00	\$75,000.00	\$0.00	\$0.00	\$27,483.10	\$37,978.60	\$0.00	\$0.00	(\$5,194.80)	\$97,402.44	\$0.00	\$0.00	\$22,288.30	\$75,381.04	\$0.00	\$0.00	305.53%	100.51%	0.00%	0.00%
L MEDICAL	\$0.00	\$15,000.00	\$0.00	\$0.00	\$1,557.11	\$1,160.21	\$0.00	\$0.00	\$1,411.67	\$1,483.01	\$0.00	\$0.00	\$2,968.78	\$2,643.22	\$0.00	\$0.00	#DIV/0!	17.62%	0.00%	0.00%
M COMMUNICATIONS	\$2,500.00	\$15,000.00	\$0.00	\$0.00	\$7,526.32	\$0.00	\$0.00	\$0.00	\$3,045.55	\$4,536.00	\$0.00	\$0.00	\$10,571.87	\$4,536.00	\$0.00	\$0.00	422.87%	30.24%	0.00%	0.00%
N SECURITY	\$0.00	\$10,000.00	\$0.00	\$0.00	\$0.00	\$0.00	\$0.00	\$0.00	\$0.00	\$130.58	\$0.00	\$0.00	\$0.00	\$130.58	\$0.00	\$0.00	0.00%	1.31%	0.00%	0.00%
O OUTREACH	\$0.00	\$30,000.00	\$0.00	\$0.00	\$0.00	\$10,497.59	\$0.00	\$0.00	\$0.00	\$355.80	\$0.00	\$0.00	\$0.00	\$10,853.39	\$0.00	\$0.00	0.00%	36.18%	0.00%	0.00%
P COMPUTERS	\$0.00	\$25,000.00	\$0.00	\$0.00	\$0.00	\$6,727.21	\$0.00	\$0.00	\$0.00	\$0.00	\$0.00	\$0.00	\$0.00	\$6,727.21	\$0.00	\$0.00	0.00%	26.91%	0.00%	0.00%
Total	\$2,744,947.00	\$914,815.00	\$0.00	\$0.00	\$1,908,414.18	\$595,482.24	\$0.00	\$0.00	\$488,291.69	\$240,897.95	\$0.00	\$0.00	\$2,396,705.87	\$836,380.19	\$0.00	\$0.00	87.31%	91.43%	0.00%	0.00%

Prepared By:

Budget Officer:  Alyssa Campbell
 Program Director:  [Redacted]
 USPHS:  [Redacted]