



south carolina
STATE LIBRARY

Leesa M. Aiken
Agency Director

October 10, 2022

The Honorable Jeffrey E. Johnson
Legislative Oversight Committee
S.C. House of Representatives
P.O. Box 11867
Columbia, SC 29211

Via Email

Dear Chairman Johnson,

Attached please find written responses to the Legislative Oversight Committee's questions received by our agency on September 28, 2022.

As our time together winds down, I hope that you and other committee members have learned more about the South Carolina State Library and how we may be of assistance to you and other Members of the General Assembly and staff in the future.

While the process has been arduous at times, we have gained valuable insights into our Agency which we have already begun to incorporate and which will no doubt influence how we engage in the future.

Please let us know if additional information is needed. Thank you.

Sincerely,

A handwritten signature in black ink, reading "Leesa M. Aiken". The signature is fluid and cursive, with the first name "Leesa" being more prominent.

Leesa M. Aiken
Agency Director

South Carolina State Library – House Oversight Follow-Up Questions

Talking Book Services (TBS)

1. Do you inquire as to how qualifying TBS participants became aware of the program? If not, is the agency willing to collect this information to inform staff regarding the effectiveness of current marketing and communication methods?

TBS does inquire with participants about how they became aware of the service. There are two points at which the State Library asks for referral information. When a potential patron completes the Talking Book Services application, they answer the following:

- “How did you learn about the TBS free library service?” Applicants may select up to 3 answers from a list of 13 agencies/services: “Veterans Affairs/Defense Health Agency; School; Friend/Family; Consumer/Support Group; TV ad; Other Ad (fill in); Other Health Care Professional; Vocational Rehabilitation Center; Public Library; Event/Expo; Radio Ad; Internet/Social Media (fill in); Other (fill in).”

Once a patron’s application has been approved and an account is being created for the patron in KLAS, the library catalog and circulation program system, the Reader Advisors asks the patron if they were referred by any of the following:

- Commission for the Blind; Exhibit; Friend; Internet/Social Media; Librarian; Medical Doctor; Medical Professional; Other ads; Other; Presentation; Radio Ad; Social Services; Teacher; TV Ad; Transfer from another state; Veterans Admin.

A copy of the TBS application is attached.

2. Please inform the committee regarding the methods employed by the agency in its efforts to establish relationships with the Veterans Affairs Administration, ophthalmologist, and other organizations or professions providing services to people with temporary or permanent low vision, blindness, or a physical disability that prevents them from reading or holding a printed page.

We present at outreach events for both certifiers and potential patrons throughout the year. We annually attend the Senior Citizens Expo, National Federation for the Blind meetings, Library Staff Days, SC Commission for the Blind new employee orientations, SC Educational Technological Conference, and work with state and local universities that train Teachers of the Visually Impaired. We also present information sessions at libraries, senior citizen retirement homes and centers, and assistive technology conferences. State and local ophthalmologists and optometrists regularly refer patients to us, and we frequently work with the SC Commission for

the Blind, the Association for the Blind and Visually Impaired, the Veterans Administrations Administration, the University of South Carolina, the SC School for the Deaf and Blind, and others.

3. Have agency staff contacted the South Carolina Department of Veterans' Affairs for assistance with building a partnership with the Veterans Affairs Administration?

The Talking Book Services program was created in 1931 by an act of Congress as a way to serve WWI veterans who were returning from war and had been blinded as a result of their service in large numbers. Serving veterans has always been the cornerstone of our program. The National Library Service (NLS) and Talking Book Services have a longstanding partnership with the Veterans Affairs Administration (VA), giving preference (by law) to Veterans for service, equipment, and local support connections. We have cultivated a strong relationship with Chanda Harrison, the VA representative here in South Carolina. We have conducted multiple trainings with her and consider her one of our strongest certifiers. NLS initiated a large patron drive in 2018 to strengthen VA services nationwide, and a post-Covid, three-phase SCSLTBS patron drive is in development, set to begin later in this fiscal year.

Discus

4. Agency staff provided testimony confirming the availability of data specific to school utilization of Discus resources. Please provide this information and contextualize the data to assist the Subcommittee in understanding utilization rates for state schools.

Not all information is available at the school level for every Discus product. Some information is available at the district level or county level. School districts provide district level IP information to the State Library so that users can authenticate in South Carolina without the need of password and sign-on, this also provides the State Library with some data regarding usage. Not all Discus vendors can provide usage by district because of the manner in which Discus is accessed and authenticated, through the State Library's scdiscus.org page. Additionally, a significant portion of usage for Discus is done away from the school network in the evening when students are home. Attached is a spreadsheet identifying usage for the Britannica resources in Discus at the individual school level. Usage statistics can be shared based on district level or county level data depending on availability, if the Committee is interested. The State Library will continue to work with vendors on a consistent reporting method for all Discus products.

PASCAL

5. Agency staff stated PASCAL (Partnership Among South Carolina Academic Libraries) benefits financially from its ability to negotiate discounts with vendors that have Discus database contracts with the State Library. Please provide an estimate of total savings experienced by PASCAL due to its ability to negotiate discounts.

PASCAL, the consortium of academic institutions, collaborating through the “statewide electronic library” housed in the Commission on Higher Education and DISCUS, the “statewide virtual library,” managed by the State Library, have a long history of collaboration and coordination of responsibilities in providing information services to citizens of the state. A key component of both programs is the licensing of digital contracts to support the information and research needs of SC citizens. Broadly speaking, DISCUS has supported K-12 students and general needs of citizens and PASCAL has provided resources supporting the learning and research needs of students in the state’s colleges and universities.

In 2012, PASCAL and the State Library collaborated in an evaluation and selection process that led to a consolidated licensing agreement with EBSCO, a major electronic content provider. This work resulted in an even more efficient use of both state and institutional funds while substantially increasing the collections of resources available to South Carolina citizens.

Since 2012, this arrangement has continued to work well for both programs. For PASCAL libraries, the collaboration has resulted in a reduction of expenditures for core resources provided by EBSCO by roughly half of their pre-2012 costs. PASCAL continues to pay higher education’s share for a core component of the DISCUS package. Due to this support, DISCUS has been able to expand its overall set of resources, while maintaining several key components of its previous portfolio for K-12 users.

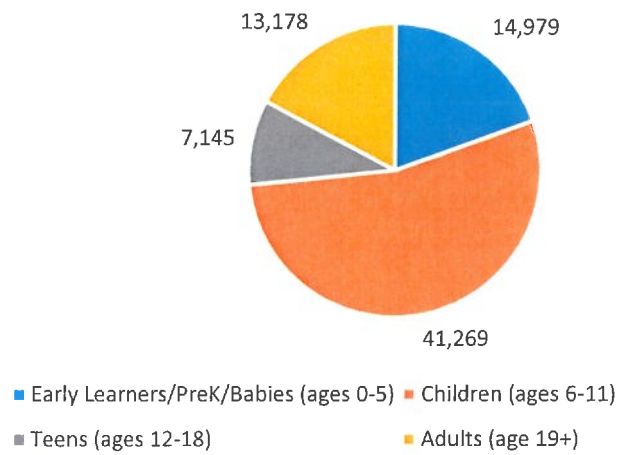
Cumulatively, this partnership has allowed academic libraries to repurpose roughly \$4.8 million in state and institutional funds between 2015 and 2022. These funds have been used to increase access to resources in areas such as nursing, as well as a provision of core academic ebooks which had not previously been affordable. Further, given leverage generated through central licensing by PASCAL, the purchasing power of those funds has been multiplied at least seven-fold over what resources would cost each institution individually.

Summer Reading

6. Provide the most recent statistics and demographic information for students participating in summer reading programs in South Carolina.

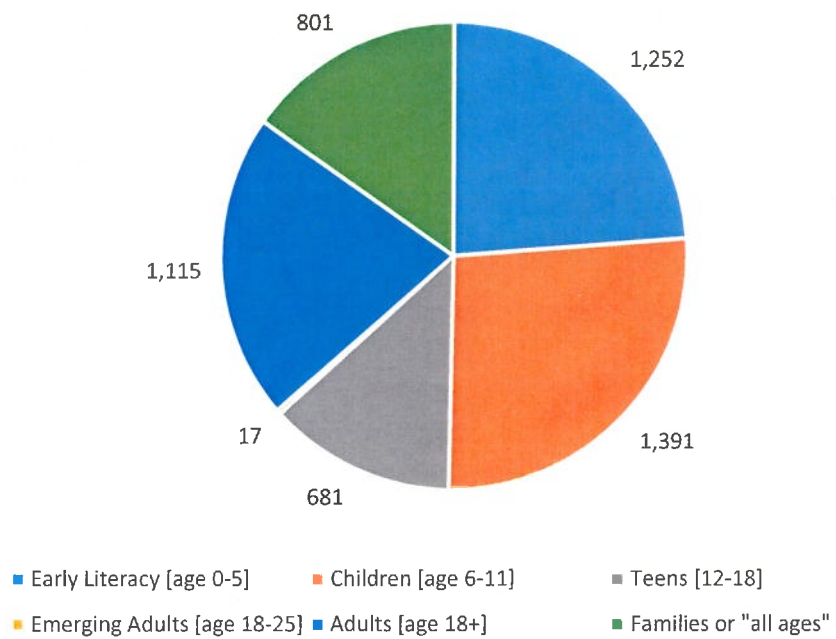
Participation in summer reading for FY22 was down, most likely related to COVID. However, there were 76,571 participants, broken out into groups defined as: early learners, children, teens, and adults.

Summer Reading Participants

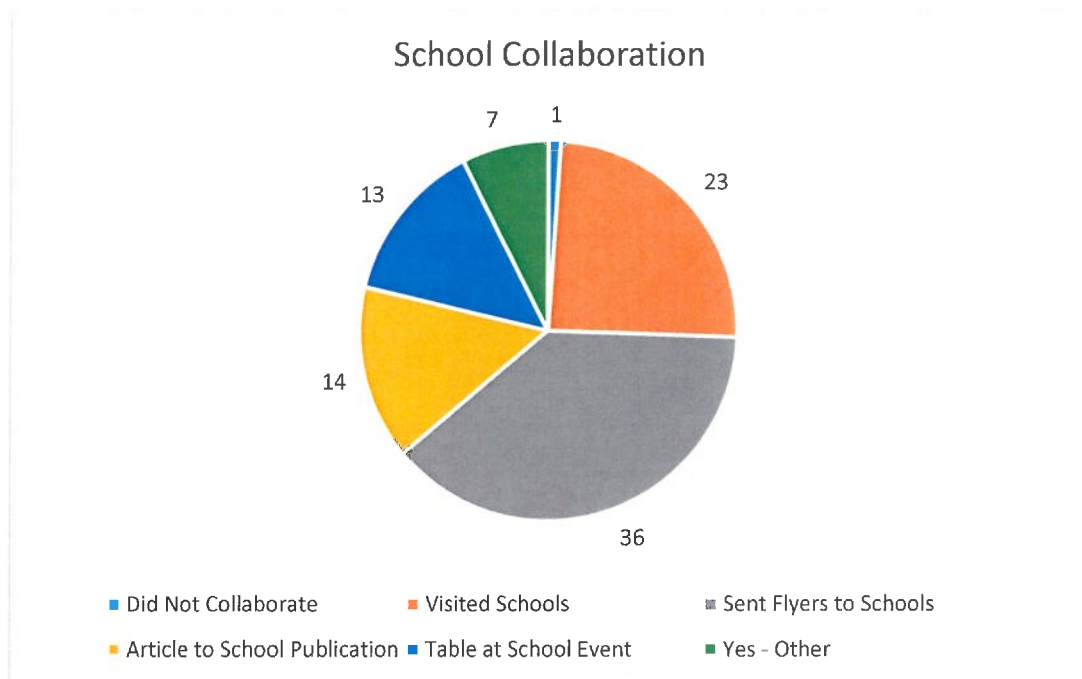


Public libraries held 5,257 events in-house with 118,687 attendees.

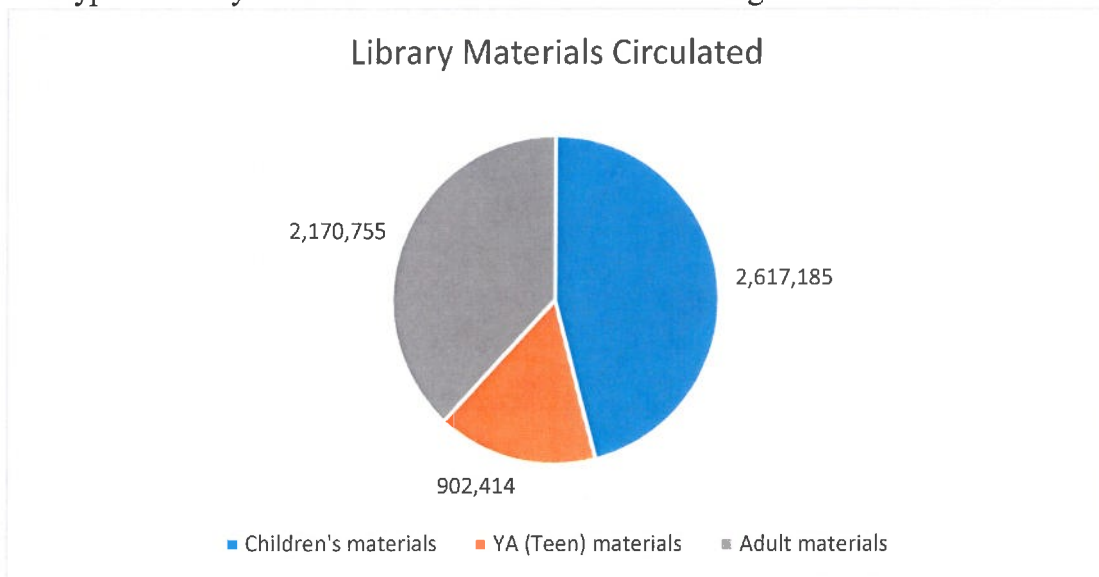
Number of Events



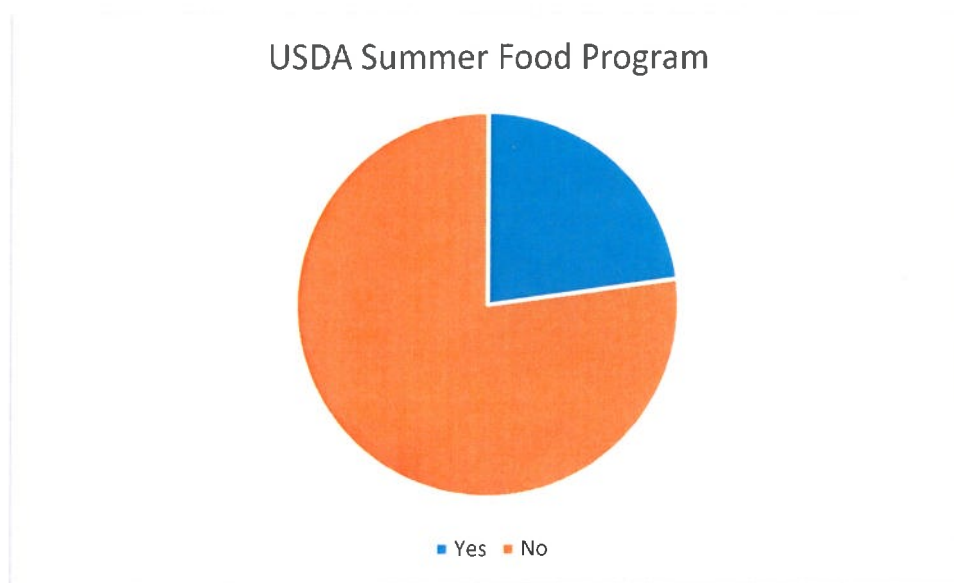
Public libraries collaborated with their local schools in a variety of ways including, visits, flyers, programming, and at school events.



The type of library materials circulated for summer reading is detailed below.



Several public libraries participate in the USDA's Summer Food Service Program, free summer meals/snacks for youth ages 0-18 in eligible communities, administered by the Dept. of Education and community-based sponsoring organizations.



7. The State Library, as a partner in providing resources to support Read to Succeed initiatives, would benefit from receiving data on the impact of the program.
- a. Has the agency's staff ever requested Read to Succeed summer camp data from the Department of Education to assess whether participating students improved reading scores?
 - i. If yes, has the Department of Education provided the requested information?
 - b. Would this information be useful to the agency as it develops services and resources in support of Read to Succeed programming?
 - i. If yes, will the agency make every effort to acquire this information from the Department of Education?

The South Carolina State Library plays a supplemental role in the Department of Education Read to Succeed initiatives. The South Carolina State Library has provided Read to Succeed (R2S) Summer Reading Camps Book Grants, which are made possible by a Library Services and Technology Act grant from the Institute of Museum and Library Services, administered by the South Carolina State Library. The participation varies each year. In 2020, library system recipients serving 16 school districts in 14 counties were determined based on the completeness of project application and project readiness.

Recipient libraries across the state distributed these books to third grade students who are enrolled in Read to Succeed summer camps. Many of the camps were moved to online in

response to the COVID-19 pandemic. The collection of books is diverse to cover a wide range of reading levels and interests.

On June 11, 2014, Governor Haley signed into law the Read to Succeed legislation (Act 284). The purpose of this piece of legislation is to improve literacy rates of the students in South Carolina. During the R2S summer reading camps students are taught by highly qualified teachers who have experience in working with struggling readers. Students also have the opportunity to receive small group and individual instruction to work on their reading, writing, listening, and researching skills.

The fourteen recipient library systems in 2020 were: Anderson County Library System, Allendale (AHJ) County Library, Colleton County Memorial Library, Florence County Library System, Lexington County Public Library, Kershaw County Library, Marion County Library System, Newberry County Library System, Oconee County Public Library, Richland Library, Spartanburg County Public Libraries, Sumter County Library, Williamsburg County Library, and Union County Library System.

The ten recipient library systems in 2019 were: Anderson County Library System, Beaufort County Library, Chapin Memorial Library, Chester County Library, Harvin Clarendon County Library, Lancaster County Library, McCormick County Library, Marion County Library System, Oconee County Public Library, and Union County Library System.

Information related to students is protected by the Family Educational Rights and Privacy Act (FERPA) of 1974. Educational data is not necessary to providing grants to resources.

Read-In

8. Please provide the date for the 2023 Read In.

The 2023 Read-In is scheduled for Thursday, April 20, 2023.

9. Identify the schools, and the associated school districts, whose students participated in the 2019 and 2022 Read-In events (e.g., in-person, virtually, etc.).

Participant information for the 2019 and 2022 Read-In events, both in person and virtually, are attached.

10. Please provide details regarding the methods of communication used by the State Library to maximize participation in the annual Read-In event.

The State Library utilized a variety of methods to communicate information about the Read-In event including direct communication to the schools through the State Library listservs, specifically designated for school libraries, direct communication to

First Steps and other early literacy agencies, and through online advertisements on: The State website, Facebook, Twitter, Instagram, etc.

Employment Resources

11. Please provide usage data for library resources designed to support unemployed and underemployed customers.

a. From the agency's own analysis of the data, are there opportunities to better inform persons within these categories, and organizations that support these populations, of the resources available through the State Library?

i. If so, how will the agency address this moving forward?

Our primary focus is on training public libraries how to assist patrons who come to their library needing assistance looking for and applying for jobs. We reach our goal by not only providing training, but we also offer a few electronic resources for this specific purpose; below is information specifically related to those resources. In the past, we have also partnered with the South Carolina Department of Employment and Workforce and specific technical colleges.

Two primary products for workforce development include Career Transitions and Ferguson's Career Guidance Center. Information available for users includes: Job Application Links Accessed, My Jobs Entries Created, Users who Created or Updated a Resume, Resumes Printed, Resumes Downloaded, Users who Created or Updated a Cover Letter, Cover Letters Printed, Cover Letters Downloaded, Interview Simulations, Tips & Advice Articles Accessed, Tips & Advice Videos Accessed, Daily Leap Articles Accessed, Interest Assessments, Career Portals Accessed, School Information Retrievals, and Continuing Education Links Accessed.

Career Transitions/Peterson's Career Prep	Total 19/20	20,528
Career Transitions/Peterson's Career Prep	Total 20/21	5,116
Career Transitions/Peterson's Career Prep	Total 21/22	106
Ferguson's Career Guidance Center	Total 21/22	128,876

Consulting Services

12. Agency personnel confirmed requests received from county libraries, regarding services or programs offered at those libraries, will receive consultative services if requested.

a. If a county library system requests the State Library consult on how it can develop, market, and host a Drag Queen Story Hour, will the agency provide those services?

i. If yes, what consultative services would be provided (e.g., marketing, media/public relations, etc.)?

The State Library has not consulted with a public library on how to develop, market, or host a Drag Queen Story Hour. If we were asked to consult on this subject, we would as we do with any programming or event, direct the staff person developing the program to ensure they have the appropriate approval. We would direct staff to follow all guidelines established by the library related to programming and events for the intended age group of the audience for which the story hour is intended. However, we do not specifically have programming related to this topic; story hour training for children for example, conducted by the State Library staff would be traditional in nature and would utilize props such as storyboards, puppets, music makers, crafts, board books, and other materials geared towards early literacy.

Agency Personnel Budget

13. How much additional funding has been requested by agency leadership, and appropriated by the General Assembly, to increase staff salaries during the last five fiscal years?
- a. How much additional funding is expected to be requested by agency leadership in the FY2023-24 budget?

In FY19 the Agency Director requested \$431,096 in additional salary dollars to move the Talking Book Services staff from federal payroll to state payroll. The General Assembly approved this request.

FY21 and FY22 the Agency Director requested \$260,000 in staff salaries and the addition of four positions.

No personnel funding requests were made in FY20 or FY23. Budget requests were focused on an increase to State Aid to public libraries during those years. Authorization for one position was requested in FY18 and was approved by the General Assembly; there were not any accompanying funds for this request.

14. Agency personnel stated dollars for dedicated vacant FTEs have been reallocated to increase the salaries of existing staff. Please provide the total number of fully funded, and partially funded, vacant FTEs.

The State Library currently has nine vacant positions allocated to state funding. We lack full state funding for seven of those positions and an additional three positions which are partially funded. The State Library currently has an additional six vacant positions allocated to federal funding.

State Library Programs

15. Agency staff confirmed LGBTQIA+ programming has been hosted at the State Library.

a. Please provide the topic, for each program, and the date of the event.

Title	Date	Attendance
Inclusive Collections: Creating Inclusive and Equitable Library Collections (Webinar)	8/20/2019	14
Staff Exchange: Equity, Diversity, and Inclusion (EDI)	9/13/2019	34
PCI Webinar: Drag Me to Story Hour! How to Present a Dynamic and Successful Drag Queen Story Hour	2/12/2020	10
Intersections of Barriers & Trauma within the LGBTQI Community: Implications and Steps Allies Can Take	7/28/2020	33
When All Means ALL: Serving Rainbow Families in Your Library	4/1/2021	24
Safe Zone Virtual Workshop	10/7/2021	16

16. Agency staff stated PCI webinars and Niche Academy trainings are offered by state libraries across the country.

a. Please identify the states providing trainings through these platforms.

The South Carolina State Library is part of the Southern Council for Chief Officers of State Library Agencies. Of those thirteen libraries, the following participate in Niche and/or PCI: Alabama, Arkansas, Florida, Georgia, Kentucky, Mississippi, North Carolina, Tennessee, Virginia, West Virginia, and Texas. All but Louisiana offer webinar training through Niche and/or PCI.

In addition to South Carolina and the twelve states listed above, other states offering PCI and/or Niche Academy include: Arizona, California, Connecticut, Delaware, Hawaii, Idaho, Indiana, Kansas, Maine, Maryland, Massachusetts, Michigan, Montana, Nebraska, Nevada, North Dakota, New Hampshire, New Jersey, New Mexico, Ohio, Oklahoma, Oregon, Pennsylvania, Rhode Island, Utah, Vermont, Virginia, Washington, Wisconsin, Wyoming, and a few consortia, regional systems as well.

17. Please provide the amount of funding expended on the most recent contracts with PCI webinars and Niche Academy.

The State Library's contract with PCI Webinars ended in August 2022; the cost was \$2,400 for the two months in fiscal year FY23. The annual subscription for Niche Academy is \$27,000 with a current contract period through May 2023.

APPLICATION FOR INDIVIDUALS

- ☐ Check here if you have been honorably discharged from the armed forces of the U.S. Persons who are blind or have a print disability who have been honorably discharged from the United States military receive preference in the lending of materials. (Public Law 89-522)

Last Name _____ First Name _____ M.I. _____

Parent name (if minor) _____

Mailing Address _____

City _____ State _____ Zip _____

Phone number(s) _____

Email _____

Date of Birth: _____ I am: ☐ Male ☐ Female ☐ Other

Alternate contact person (name, relationship, & phone):

Applicant Signature _____ Date: _____
(Legal guardian or POA may sign if applicant is unable to sign)

Primary Disability and Condition

- ☐ Blind/ Legally Blind, Condition: _____
- ☐ Visual impairment/ low vision, Condition: _____
- ☐ Physical disability, Condition: _____
- ☐ Deaf and blind (must be able to read Braille)
- ☐ Reading disability, Condition: _____

Does applicant also have a hearing impairment?

- ☐ Moderate ☐ Profound (cannot hear or understand speech)

Reading Preferences (please choose one)

☐ I prefer to **select my own books**. Send only the specific titles I request from you.

OR

☐ I wish to have books **selected for me. I like:**

<input type="checkbox"/> Romance	<input type="checkbox"/> Mysteries	<input type="checkbox"/> Westerns	<input type="checkbox"/> Historical Fiction
<input type="checkbox"/> Suspense	<input type="checkbox"/> Inspirational	<input type="checkbox"/> History	<input type="checkbox"/> Biographies
<input type="checkbox"/> Adventure	<input type="checkbox"/> Science Fiction	<input type="checkbox"/> Fantasy	<input type="checkbox"/> Autobiographies

Other titles, authors, genres, or topics: _____

I do not wish to receive books that contain:

<input type="checkbox"/> Some strong language	<input type="checkbox"/> Some Violence	<input type="checkbox"/> Some descriptions of sex
<input type="checkbox"/> Strong language	<input type="checkbox"/> Violence	<input type="checkbox"/> Descriptions of sex
	<input type="checkbox"/> Extreme Violence	<input type="checkbox"/> Explicit descriptions of sex

☐ Check here for books recorded in a language other than English if needed and **specify language** _____

Books, Equipment and Other Services

The following items and services are offered. I would like:

☐ **Audio books and digital player** ☐ **Headphones**

☐ **Large print books**

☐ **Descriptive videos** (for blind and low vision patrons only)

☐ **Magazines** (in audio or Braille; ask about availability)

☐ **BARD** (Braille & Audio Reading Downloads)

☐ **Braille books**

(Note: By policy, some materials may not available to all patrons.)

Eligibility

The following people are eligible for service: residents of the United States, including territories, insular possessions, and the District of Columbia, and American citizens living abroad, provided they meet one of the following criteria:

1. An individual who is blind or has a visual impairment that makes them unable to comfortably read print books.
2. An individual who has a perceptual or reading disability.
3. An individual who has a physical disability that makes it hard to hold or manipulate a book or to focus or move the eyes as needed to read a print book.

Please see loc.gov/nls/about/eligibility-for-nls-services for the full eligibility terminology.

NOTE: Personal information is confidential except for those portions defined by law as public information. To learn what information provided on this application form may be released to other individuals, institutions, or agencies, please consult Talking Book Services.

Certifying Authority

Eligibility must be certified by one of the following: doctor of medicine, doctor of osteopathy, ophthalmologist, optometrist, psychologist, registered nurse, therapist, or professional staff of hospitals, institutions, and public or welfare agencies (such as an educator, social worker, case worker, counselor, rehabilitation teacher, certified reading specialist, school psychologist, superintendent, or librarian).

To be completed by Certifying Authority:

Name _____ Title _____

Organization _____

Email _____ Phone _____

Address _____

City _____ State _____ Zip _____

I certify that this applicant is eligible for TBS services.

Signature _____ Date _____

NOTE: A typed/handwritten signature is acceptable after certifying data is completed.

**Talking Book Services
1500 Senate Street
Columbia, SC 29201-3815**

**FREE MATTER
FOR THE
BLIND AND
HANDICAPPED**

**Talking Book Services
1500 Senate Street
Columbia, SC 29201-3815**

How did you learn about the TBS free library service? Select up to three:

- | | |
|---|--|
| <input type="checkbox"/> Veterans Affairs/Defense Health Agency | <input type="checkbox"/> Other Health Care Professional |
| <input type="checkbox"/> School | <input type="checkbox"/> Vocational Rehabilitation Center |
| <input type="checkbox"/> Friend/Family | <input type="checkbox"/> Public Library |
| <input type="checkbox"/> Consumer/Support Group | <input type="checkbox"/> Event/Expo |
| <input type="checkbox"/> TV Ad | <input type="checkbox"/> Radio Ad |
| <input type="checkbox"/> Other Ad (specify below) | <input type="checkbox"/> Internet/Social Media (specify below) |

☐ Other (specify below)

Britannica Monthly Usage Report
Start Date: 07/2020 End Date: 06/2021

APPLE Charter

Date/Time	Totals
Subtotals: APPLE Charter	0

Abbeville County School District

Date/Time	Totals
07/2020	4
08/2020	106
09/2020	387
10/2020	704
11/2020	1275
12/2020	1204
01/2021	1742
02/2021	898
03/2021	1441
04/2021	876
05/2021	380
06/2021	6
Subtotals: Abbeville County School District	9023

Academic Magnet High

Date/Time	Totals
Subtotals: Academic Magnet High	0

Addlestone Hebrew Academy

Date/Time	Totals
Subtotals: Addlestone Hebrew Academy	0

Aiken Christian School

Date/Time	Totals
Subtotals: Aiken Christian School	0

Aiken County Public Schools

Date/Time	Totals
07/2020	121
08/2020	135
09/2020	2200
10/2020	13151
11/2020	27047
12/2020	31240
01/2021	10751
02/2021	21493
03/2021	44078
04/2021	23813
05/2021	38066
06/2021	8341
Subtotals: Aiken County Public Schools	220436

Aiken Preparatory School - CLOSED

Date/Time	Totals
Subtotals: Aiken Preparatory School - CLOSED	0

Alcorn Middle School	
Date/Time	Totals
Subtotals: Alcorn Middle School	0

All Saints' Episcopal Day School	
Date/Time	Totals
07/2020	1
Subtotals: All Saints' Episcopal Day School	1

Allendale County Schools	
Date/Time	Totals
07/2020	17
08/2020	1
09/2020	72
10/2020	55
11/2020	124
12/2020	66
01/2021	74
02/2021	204
03/2021	118
04/2021	75
05/2021	44
06/2021	40
Subtotals: Allendale County Schools	890

Anderson Christian School	
Date/Time	Totals
Subtotals: Anderson Christian School	0

Anderson County School District Four	
Date/Time	Totals
08/2020	8
09/2020	1324
10/2020	5523
11/2020	4129
12/2020	6451
01/2021	4836
02/2021	7868
03/2021	9601
04/2021	5219
05/2021	8958
06/2021	1504
Subtotals: Anderson County School District Four	55421

Anderson School District Five	
Date/Time	Totals
08/2020	20
09/2020	4541
10/2020	4362
11/2020	10363
12/2020	19554
01/2021	28755
02/2021	13987
03/2021	28854
04/2021	4435

05/2021	4636
06/2021	3123
Subtotals: Anderson School District Five	122630

Anderson School District One

Date/Time	Totals
08/2020	30
09/2020	299
10/2020	601
11/2020	831
12/2020	237
01/2021	323
02/2021	656
03/2021	9117
04/2021	8949
05/2021	2774
06/2021	143
Subtotals: Anderson School District One	23960

Anderson School District Three

Date/Time	Totals
07/2020	7
08/2020	10
09/2020	716
10/2020	854
11/2020	803
12/2020	1165
01/2021	3193
02/2021	1975
03/2021	2232
04/2021	671
05/2021	494
06/2021	215
Subtotals: Anderson School District Three	12335

Anderson School District Two

Date/Time	Totals
07/2020	2
08/2020	28
09/2020	10
10/2020	169
11/2020	707
12/2020	1660
01/2021	5383
02/2021	3776
03/2021	8411
04/2021	2866
05/2021	1085
06/2021	82
Subtotals: Anderson School District Two	24179

Anoor Academy

Date/Time	Totals
Subtotals: Anoor Academy	0

Arcadia Elementary School	
Date/Time	Totals
Subtotals: Arcadia Elementary School	0

Ashley Hall	
Date/Time	Totals
07/2020	1
08/2020	1
09/2020	422
10/2020	459
11/2020	756
12/2020	998
01/2021	831
02/2021	988
03/2021	1722
04/2021	666
05/2021	460
06/2021	16
Subtotals: Ashley Hall	7320

BERKELEY ELEMENTARY SCHOOL	
Date/Time	Totals
Subtotals: BERKELEY ELEMENTARY SCHOOL	0

Bamberg School District One	
Date/Time	Totals
08/2020	3
09/2020	182
10/2020	587
11/2020	333
12/2020	2987
01/2021	4928
02/2021	10512
03/2021	1916
04/2021	187
05/2021	112
06/2021	221
Subtotals: Bamberg School District One	21968

Bamberg School District Two	
Date/Time	Totals
Subtotals: Bamberg School District Two	0

Baptist Hill High	
Date/Time	Totals
Subtotals: Baptist Hill High	0

Barnwell School District 19	
Date/Time	Totals
Subtotals: Barnwell School District 19	0

Barnwell School District 29	
Date/Time	Totals
08/2020	1
09/2020	27

10/2020	46
11/2020	115
12/2020	247
01/2021	159
02/2021	109
03/2021	131
04/2021	130
05/2021	12
06/2021	84
Subtotals: Barnwell School District 29	1061

Barnwell School District 45

Date/Time	Totals
08/2020	3
09/2020	106
10/2020	2669
11/2020	923
12/2020	342
01/2021	515
02/2021	4186
03/2021	3122
04/2021	1658
05/2021	2755
06/2021	8715
Subtotals: Barnwell School District 45	24994

Beaufort Academy

Date/Time	Totals
07/2020	25
08/2020	58
09/2020	135
10/2020	263
11/2020	307
12/2020	269
01/2021	166
02/2021	269
03/2021	371
04/2021	226
05/2021	110
06/2021	30
Subtotals: Beaufort Academy	2229

Beaufort County School District

Date/Time	Totals
07/2020	57
08/2020	193
09/2020	6179
10/2020	21651
11/2020	19796
12/2020	12934
01/2021	20415
02/2021	22376
03/2021	26913
04/2021	12171
05/2021	12300

06/2021	4723
Subtotals: Beaufort County School District	159708
Ben Lippen School	
Date/Time	Totals
Subtotals: Ben Lippen School	0
Berkeley County School District	
Date/Time	Totals
07/2020	136
08/2020	281
09/2020	13985
10/2020	40612
11/2020	40485
12/2020	38018
01/2021	44442
02/2021	71805
03/2021	55190
04/2021	33995
05/2021	22749
06/2021	22897
Subtotals: Berkeley County School District	384595
Bethel Elementary School	
Date/Time	Totals
Subtotals: Bethel Elementary School	0
Bishop England High School	
Date/Time	Totals
07/2020	9
08/2020	19
09/2020	124
10/2020	283
11/2020	447
12/2020	341
01/2021	123
02/2021	360
03/2021	723
04/2021	269
05/2021	155
06/2021	7
Subtotals: Bishop England High School	2860
Blaney Elementary	
Date/Time	Totals
Subtotals: Blaney Elementary	0
Bolden Elementary/Middle School	
Date/Time	Totals
08/2020	15
09/2020	220
10/2020	256
11/2020	1110
12/2020	928
01/2021	474

02/2021	1674
03/2021	1483
04/2021	27
05/2021	181
06/2021	119
Subtotals: Bolden Elementary/Middle School	6487

Bowman Academy	
Date/Time	Totals
Subtotals: Bowman Academy	0

Brashier Middle College Charter High School	
Date/Time	Totals
08/2020	15
09/2020	95
10/2020	158
11/2020	54
12/2020	104
01/2021	230
02/2021	297
03/2021	199
04/2021	124
05/2021	48
Subtotals: Brashier Middle College Charter High School	1324

Bridge Creek Elementary	
Date/Time	Totals
Subtotals: Bridge Creek Elementary	0

Buist Academy	
Date/Time	Totals
Subtotals: Buist Academy	0

Burgess Elementary School	
Date/Time	Totals
Subtotals: Burgess Elementary School	0

Burke Middle-High	
Date/Time	Totals
Subtotals: Burke Middle-High	0

C E Williams Middle	
Date/Time	Totals
Subtotals: C E Williams Middle	0

CHOICES CHARTER SCHOOL - CLOSED	
Date/Time	Totals
Subtotals: CHOICES CHARTER SCHOOL - CLOSED	0

CONWAY CHRISTIAN SCHOOL	
Date/Time	Totals
Subtotals: CONWAY CHRISTIAN SCHOOL	0

Calhoun Academy	
Date/Time	Totals

Subtotals: Calhoun Academy	0
-----------------------------------	----------

Calhoun County Public Schools

Date/Time	Totals
08/2020	4
09/2020	19
10/2020	29
11/2020	60
12/2020	51
02/2021	8
03/2021	159
04/2021	513
05/2021	111
06/2021	138
Subtotals: Calhoun County Public Schools	1092

Cambridge Academy

Date/Time	Totals
Subtotals: Cambridge Academy	0

Camden Military Academy

Date/Time	Totals
Subtotals: Camden Military Academy	0

Cape Romain Environmental Education Charter School

Date/Time	Totals
11/2020	3
12/2020	5
01/2021	6
02/2021	12
03/2021	37
04/2021	46
05/2021	2
Subtotals: Cape Romain Environmental Education Charter School	111

Cardinal Newman High School

Date/Time	Totals
07/2020	1
Subtotals: Cardinal Newman High School	1

Cario Middle

Date/Time	Totals
Subtotals: Cario Middle	0

Cathedral Academy

Date/Time	Totals
08/2020	63
09/2020	49
10/2020	55
11/2020	47
12/2020	786
01/2021	266
02/2021	412
03/2021	151
04/2021	221

05/2021	83
Subtotals: Cathedral Academy	2133
Chapin High School	
Date/Time	Totals
Subtotals: Chapin High School	0
Charleston Catholic School	
Date/Time	Totals
08/2020	1
09/2020	54
10/2020	71
11/2020	20
01/2021	45
02/2021	80
03/2021	166
04/2021	24
05/2021	11
06/2021	3
Subtotals: Charleston Catholic School	475
Charleston Charter School for Math and Science	
Date/Time	Totals
Subtotals: Charleston Charter School for Math and Science	0
Charleston Charter School for Math and Science	
Date/Time	Totals
Subtotals: Charleston Charter School for Math and Science	0
Charleston Christian School	
Date/Time	Totals
10/2020	96
11/2020	1
12/2020	4
01/2021	30
02/2021	24
03/2021	18
04/2021	29
05/2021	6
Subtotals: Charleston Christian School	208
Charleston Collegiate School	
Date/Time	Totals
Subtotals: Charleston Collegiate School	0
Charleston County School District	
Date/Time	Totals
07/2020	9
08/2020	32
09/2020	13053
10/2020	43584
11/2020	47116
12/2020	33331
01/2021	76198
02/2021	73502

03/2021	90924
04/2021	38655
05/2021	28000
06/2021	21405
Subtotals: Charleston County School District	465809

Charleston County School District Charter Schools	
Date/Time	Totals
Subtotals: Charleston County School District Charter Schools	0

Charleston Day School	
Date/Time	Totals
Subtotals: Charleston Day School	0

Charleston Development Academy	
Date/Time	Totals
Subtotals: Charleston Development Academy	0

Charleston Progressive	
Date/Time	Totals
Subtotals: Charleston Progressive	0

Cherokee County School District	
Date/Time	Totals
07/2020	6
08/2020	50
09/2020	7728
10/2020	5997
11/2020	11772
12/2020	11290
01/2021	14445
02/2021	16074
03/2021	14241
04/2021	13902
05/2021	2684
06/2021	126
Subtotals: Cherokee County School District	98315

Chester County School District	
Date/Time	Totals
08/2020	7
09/2020	422
10/2020	848
11/2020	645
12/2020	257
01/2021	760
02/2021	749
03/2021	1310
04/2021	996
05/2021	581
06/2021	395
Subtotals: Chester County School District	6970

Chesterfield County School District	
Date/Time	Totals

07/2020	8
08/2020	38
09/2020	266
10/2020	483
11/2020	406
12/2020	225
01/2021	187
02/2021	939
03/2021	915
04/2021	504
05/2021	299
06/2021	445
Subtotals: Chesterfield County School District	4715

Christ Church Episcopal School

Date/Time	Totals
07/2020	91
08/2020	47
09/2020	1299
10/2020	801
11/2020	1763
12/2020	632
01/2021	1093
02/2021	952
03/2021	1090
04/2021	1385
05/2021	3295
06/2021	27
Subtotals: Christ Church Episcopal School	12475

Christ Our King - Stella Maris School

Date/Time	Totals
Subtotals: Christ Our King - Stella Maris School	0

Christian Academy of Myrtle Beach

Date/Time	Totals
Subtotals: Christian Academy of Myrtle Beach	0

Christian Assembly School

Date/Time	Totals
Subtotals: Christian Assembly School	0

Claredon Hall

Date/Time	Totals
09/2020	40
10/2020	27
11/2020	49
12/2020	24
01/2021	30
02/2021	70
03/2021	124
04/2021	41
05/2021	72
Subtotals: Claredon Hall	477

Clarendon County School District Three

Date/Time	Totals
09/2020	3
10/2020	5
11/2020	5
12/2020	3
01/2021	8
02/2021	13
03/2021	69
04/2021	22
05/2021	21
06/2021	1
Subtotals: Clarendon County School District Three	150

Clarendon Hall

Date/Time	Totals
Subtotals: Clarendon Hall	0

Clarendon School District One

Date/Time	Totals
07/2020	5
08/2020	3
09/2020	5
11/2020	8
12/2020	12
01/2021	1
02/2021	3
03/2021	10
04/2021	3
05/2021	2
06/2021	4
Subtotals: Clarendon School District One	56

Clarendon School District Two

Date/Time	Totals
Subtotals: Clarendon School District Two	0

Coastal Christian Preparatory School - First Baptist School

Date/Time	Totals
08/2020	6
09/2020	2
10/2020	16
11/2020	12
12/2020	112
01/2021	33
02/2021	156
03/2021	119
04/2021	39
05/2021	29
Subtotals: Coastal Christian Preparatory School - First Baptist School	524

Coastal Leadership Academy

Date/Time	Totals
Subtotals: Coastal Leadership Academy	0

Coastal Montessori Charter School	
Date/Time	Totals
Subtotals: Coastal Montessori Charter School	0

Colleton County School District	
Date/Time	Totals
07/2020	5
08/2020	9
09/2020	147
10/2020	259
11/2020	194
12/2020	228
01/2021	205
02/2021	369
03/2021	674
04/2021	795
05/2021	327
06/2021	365
Subtotals: Colleton County School District	3577

Colleton Prep Academy	
Date/Time	Totals
Subtotals: Colleton Prep Academy	0

Concord Elementary School	
Date/Time	Totals
Subtotals: Concord Elementary School	0

Covenant Christian School	
Date/Time	Totals
09/2020	4
10/2020	23
11/2020	8
12/2020	3
04/2021	1
Subtotals: Covenant Christian School	39

Crayton Middle School	
Date/Time	Totals
Subtotals: Crayton Middle School	0

Cross Schools	
Date/Time	Totals
Subtotals: Cross Schools	0

DISCUS - K12	
Date/Time	Totals
08/2020	3
09/2020	2
10/2020	74
11/2020	168
12/2020	531
01/2021	56
02/2021	69
03/2021	329

04/2021	97
05/2021	10
06/2021	4
Subtotals: DISCUS - K12	1343

Daniel Jenkins	
Date/Time	Totals
Subtotals: Daniel Jenkins	0

Darlington County School District	
Date/Time	Totals
07/2020	162
08/2020	19
09/2020	1035
10/2020	8270
11/2020	6700
12/2020	1015
01/2021	847
02/2021	3026
03/2021	3885
04/2021	5984
05/2021	3168
06/2021	3272
Subtotals: Darlington County School District	37383

Dillon Christian School	
Date/Time	Totals
Subtotals: Dillon Christian School	0

Dillon School District Four	
Date/Time	Totals
07/2020	9
08/2020	58
09/2020	229
10/2020	207
11/2020	7491
12/2020	1060
01/2021	1151
02/2021	3693
03/2021	290
04/2021	647
05/2021	141
06/2021	62
Subtotals: Dillon School District Four	15038

Dillon School District One	
Date/Time	Totals
Subtotals: Dillon School District One	0

Dillon School District Three	
Date/Time	Totals
08/2020	5
09/2020	347
10/2020	1080
11/2020	185

12/2020	201
01/2021	2848
02/2021	2623
03/2021	864
04/2021	2946
05/2021	4618
06/2021	941
Subtotals: Dillon School District Three	16658

Dillon School District Two

Date/Time	Totals
Subtotals: Dillon School District Two	0

District One Schools of Spartanburg County

Date/Time	Totals
08/2020	22
09/2020	467
10/2020	425
11/2020	3355
12/2020	1069
01/2021	12991
02/2021	14745
03/2021	13941
04/2021	3147
05/2021	4624
Subtotals: District One Schools of Spartanburg County	54786

Dorchester Academy

Date/Time	Totals
Subtotals: Dorchester Academy	0

Dorchester School District Four

Date/Time	Totals
07/2020	1
08/2020	4
09/2020	112
10/2020	197
11/2020	174
12/2020	396
01/2021	42
02/2021	806
03/2021	2434
04/2021	336
05/2021	3540
06/2021	8787
Subtotals: Dorchester School District Four	16829

Dorchester School District Two

Date/Time	Totals
07/2020	2
08/2020	58
09/2020	2309
10/2020	6210
11/2020	26604
12/2020	22176

01/2021	452
02/2021	98703
03/2021	85603
04/2021	56232
05/2021	94403
06/2021	20073
Subtotals: Dorchester School District Two	412825

East Cooper Montessori	
Date/Time	Totals
Subtotals: East Cooper Montessori	0

East Cooper Montessori Charter School	
Date/Time	Totals
Subtotals: East Cooper Montessori Charter School	0

East Point Academy	
Date/Time	Totals
Subtotals: East Point Academy	0

Ellington Elementary	
Date/Time	Totals
Subtotals: Ellington Elementary	0

Elliott Elementary School	
Date/Time	Totals
Subtotals: Elliott Elementary School	0

Fairfield County School District	
Date/Time	Totals
07/2020	1
08/2020	149
09/2020	236
10/2020	475
11/2020	474
12/2020	187
01/2021	906
02/2021	1698
03/2021	827
04/2021	609
05/2021	370
06/2021	86
Subtotals: Fairfield County School District	6018

Felton Laboratory School	
Date/Time	Totals
Subtotals: Felton Laboratory School	0

Florence Christian School	
Date/Time	Totals
Subtotals: Florence Christian School	0

Florence County School District Four	
Date/Time	Totals
01/2021	2

02/2021	11
03/2021	15
04/2021	1
Subtotals: Florence County School District Four	29

Florence County School District Three

Date/Time	Totals
07/2020	13
08/2020	8
09/2020	74
10/2020	83
11/2020	202
12/2020	18
01/2021	9
02/2021	290
03/2021	340
04/2021	497
05/2021	81
06/2021	213
Subtotals: Florence County School District Three	1828

Florence School District Five

Date/Time	Totals
08/2020	7
09/2020	170
10/2020	303
11/2020	151
12/2020	108
01/2021	36
02/2021	215
03/2021	928
04/2021	209
05/2021	117
06/2021	46
Subtotals: Florence School District Five	2290

Florence School District One

Date/Time	Totals
07/2020	8
08/2020	76
09/2020	3875
10/2020	9607
11/2020	13218
12/2020	6183
01/2021	2009
02/2021	13793
03/2021	15642
04/2021	6477
05/2021	8110
06/2021	4214
Subtotals: Florence School District One	83212

Florence School District Two

Date/Time	Totals
Subtotals: Florence School District Two	0

Fox Creek High School

Date/Time	Totals
08/2020	42
09/2020	880
10/2020	1489
11/2020	800
12/2020	652
01/2021	1031
02/2021	906
03/2021	597
04/2021	776
05/2021	95
06/2021	74
Subtotals: Fox Creek High School	7342

Francis Hugh Wardlaw Academy

Date/Time	Totals
Subtotals: Francis Hugh Wardlaw Academy	0

Ft. Johnson Middle

Date/Time	Totals
Subtotals: Ft. Johnson Middle	0

Garrett Academy of Tech

Date/Time	Totals
Subtotals: Garrett Academy of Tech	0

Georgetown County School District

Date/Time	Totals
07/2020	9
08/2020	8
09/2020	438
10/2020	1039
11/2020	958
12/2020	395
01/2021	312
02/2021	1395
03/2021	1888
04/2021	1409
05/2021	1050
06/2021	413
Subtotals: Georgetown County School District	9314

Gibbes Middle School

Date/Time	Totals
Subtotals: Gibbes Middle School	0

Glenforest School

Date/Time	Totals
04/2021	15
Subtotals: Glenforest School	15

Greenwood 51 School District

Date/Time	Totals
-----------	--------

08/2020	7
09/2020	38
10/2020	59
11/2020	223
12/2020	49
01/2021	111
02/2021	208
03/2021	198
04/2021	361
05/2021	56
06/2021	2
Subtotals: Greenwood 51 School District	1312

Greenwood Christian School

Date/Time	Totals
Subtotals: Greenwood Christian School	0

Greenwood County School District 52

Date/Time	Totals
07/2020	2
08/2020	94
09/2020	400
10/2020	151
11/2020	287
12/2020	140
01/2021	341
02/2021	139
03/2021	230
04/2021	396
05/2021	139
06/2021	2
Subtotals: Greenwood County School District 52	2321

Greenwood School District 50

Date/Time	Totals
08/2020	259
09/2020	1336
10/2020	1405
11/2020	1573
12/2020	916
01/2021	910
02/2021	8265
03/2021	1280
04/2021	1095
05/2021	824
06/2021	34
Subtotals: Greenwood School District 50	17897

Greer Middle College Charter High School

Date/Time	Totals
08/2020	37
09/2020	77
10/2020	698
11/2020	40
12/2020	111

01/2021	218
02/2021	106
03/2021	227
04/2021	254
05/2021	889
06/2021	97
Subtotals: Greer Middle College Charter High School	2754

Greg Mathis Charter	
Date/Time	Totals
Subtotals: Greg Mathis Charter	0

HONEA PATH ELEMENTARY SCHOOL	
Date/Time	Totals
Subtotals: HONEA PATH ELEMENTARY SCHOOL	0

Hammond School	
Date/Time	Totals
07/2020	9
08/2020	55
09/2020	1013
10/2020	946
11/2020	1128
12/2020	988
01/2021	1030
02/2021	1099
03/2021	2272
04/2021	835
05/2021	275
06/2021	3
Subtotals: Hammond School	9653

Hampton County School District	
Date/Time	Totals
07/2020	2
08/2020	184
09/2020	124
10/2020	669
11/2020	796
12/2020	296
01/2021	151
02/2021	7779
03/2021	18276
04/2021	1255
05/2021	1748
06/2021	135
Subtotals: Hampton County School District	31415

Hand Middle School	
Date/Time	Totals
Subtotals: Hand Middle School	0

Haut Gap Middle	
Date/Time	Totals
Subtotals: Haut Gap Middle	0

Haynsworth School**Date/Time****Totals****Subtotals: Haynsworth School****0****Heathwood Hall Episcopal School****Date/Time****Totals**

07/2020

2

08/2020

101

09/2020

704

10/2020

830

11/2020

163

12/2020

235

01/2021

398

02/2021

1371

03/2021

1646

04/2021

1153

05/2021

243

06/2021

11**Subtotals: Heathwood Hall Episcopal School****6857****High Point Academy****Date/Time****Totals**

08/2020

1

09/2020

230

10/2020

705

11/2020

763

12/2020

645

02/2021

479

03/2021

560

04/2021

64

05/2021

18

06/2021

29**Subtotals: High Point Academy****3494****Hilton Head Christian Academy****Date/Time****Totals****Subtotals: Hilton Head Christian Academy****0****Hilton Head Preparatory School****Date/Time****Totals**

01/2021

23

02/2021

161

03/2021

180

04/2021

73

05/2021

43

06/2021

1**Subtotals: Hilton Head Preparatory School****481****Holly Hill Academy****Date/Time****Totals****Subtotals: Holly Hill Academy****0****Hopkins Middle School****Date/Time****Totals**

Subtotals: Hopkins Middle School	0
---	----------

Horry County Schools

Date/Time	Totals
07/2020	6
08/2020	37
09/2020	2273
10/2020	3690
11/2020	3687
12/2020	2667
01/2021	1709
02/2021	4115
03/2021	5556
04/2021	4285
05/2021	2214
06/2021	2309
Subtotals: Horry County Schools	32548

Hursey Elementary

Date/Time	Totals
Subtotals: Hursey Elementary	0

IQ and OS Preview

Date/Time	Totals
Subtotals: IQ and OS Preview	0

James F Byrnes High School

Date/Time	Totals
Subtotals: James F Byrnes High School	0

James Island Charter High

Date/Time	Totals
Subtotals: James Island Charter High	0

James Island Christian School

Date/Time	Totals
Subtotals: James Island Christian School	0

James Island Middle

Date/Time	Totals
Subtotals: James Island Middle	0

James Simons Elementary

Date/Time	Totals
Subtotals: James Simons Elementary	0

Jane Edwards Elementary

Date/Time	Totals
Subtotals: Jane Edwards Elementary	0

Jasper County School District

Date/Time	Totals
08/2020	25
09/2020	92
10/2020	65

11/2020	30
12/2020	6
01/2021	41
02/2021	185
03/2021	171
04/2021	179
05/2021	19
06/2021	18
Subtotals: Jasper County School District	831

Jefferson Davis Academy

Date/Time	Totals
Subtotals: Jefferson Davis Academy	0

Jerry Zucker MS

Date/Time	Totals
Subtotals: Jerry Zucker MS	0

John Paul II Catholic School

Date/Time	Totals
08/2020	64
09/2020	189
10/2020	186
11/2020	127
12/2020	81
01/2021	97
02/2021	42
03/2021	15
Subtotals: John Paul II Catholic School	801

John de la Howe School

Date/Time	Totals
08/2020	17
09/2020	384
10/2020	298
11/2020	274
12/2020	9
01/2021	42
02/2021	31
03/2021	14
04/2021	23
05/2021	171
06/2021	3
Subtotals: John de la Howe School	1266

Kershaw County School District

Date/Time	Totals
07/2020	15
08/2020	12
09/2020	3297
10/2020	14884
11/2020	22388
12/2020	19595
01/2021	27125
02/2021	29947

03/2021	18661
04/2021	6483
05/2021	12219
06/2021	2395
Subtotals: Kershaw County School District	157021

Laing Middle	
Date/Time	Totals
Subtotals: Laing Middle	0

Lake City College Prep Academy	
Date/Time	Totals
Subtotals: Lake City College Prep Academy	0

Lakes and Bridges Charter School	
Date/Time	Totals
07/2020	1
08/2020	1
09/2020	9
10/2020	6
11/2020	1
12/2020	1
01/2021	12
02/2021	26
03/2021	28
04/2021	21
Subtotals: Lakes and Bridges Charter School	106

Lancaster County School District	
Date/Time	Totals
07/2020	2
08/2020	21
09/2020	89
10/2020	156
11/2020	130
12/2020	99
01/2021	92
02/2021	133
03/2021	132
04/2021	274
05/2021	107
06/2021	69
Subtotals: Lancaster County School District	1304

Langston Charter Middle School	
Date/Time	Totals
Subtotals: Langston Charter Middle School	0

Laurens Academy	
Date/Time	Totals
Subtotals: Laurens Academy	0

Laurens Academy	
Date/Time	Totals
08/2020	1

12/2020	1
01/2021	3
03/2021	1
04/2021	2
Subtotals: Laurens Academy	8

Laurens County School District 55

Date/Time	Totals
04/2021	723
05/2021	2882
06/2021	1222
Subtotals: Laurens County School District 55	4827

Laurens County School District 56

Date/Time	Totals
08/2020	4
09/2020	6054
10/2020	671
11/2020	337
12/2020	9702
01/2021	407
02/2021	4210
03/2021	7836
04/2021	805
05/2021	4206
06/2021	803
Subtotals: Laurens County School District 56	35035

Lead Academy

Date/Time	Totals
Subtotals: Lead Academy	0

Lee County School District

Date/Time	Totals
Subtotals: Lee County School District	0

Legacy Charter Early College High School

Date/Time	Totals
07/2020	1
08/2020	2
09/2020	49
10/2020	16
11/2020	77
12/2020	13
01/2021	46
02/2021	66
03/2021	110
04/2021	58
05/2021	23
06/2021	41
Subtotals: Legacy Charter Early College High School	502

Lesslie Elementary School

Date/Time	Totals
Subtotals: Lesslie Elementary School	0

Lexington County School District Three

Date/Time	Totals
07/2020	2
08/2020	5
09/2020	401
10/2020	153
11/2020	590
12/2020	188
01/2021	671
02/2021	1837
03/2021	7945
04/2021	347
05/2021	169
06/2021	92
Subtotals: Lexington County School District Three	12400

Lexington School District Four

Date/Time	Totals
07/2020	3
08/2020	207
09/2020	591
10/2020	724
11/2020	569
12/2020	479
01/2021	560
02/2021	2533
03/2021	810
04/2021	778
05/2021	247
06/2021	61
Subtotals: Lexington School District Four	7562

Lexington School District One

Date/Time	Totals
08/2020	190
09/2020	10289
10/2020	16116
11/2020	12816
12/2020	16154
01/2021	12403
02/2021	17516
03/2021	25420
04/2021	14463
05/2021	8613
06/2021	2849
Subtotals: Lexington School District One	136829

Lexington School District Two

Date/Time	Totals
07/2020	18
08/2020	39
09/2020	696
10/2020	1226
11/2020	1384

12/2020	3182
01/2021	8018
02/2021	12930
03/2021	5664
04/2021	12304
05/2021	6754
06/2021	6416
Subtotals: Lexington School District Two	58631

Liberty Hill	
Date/Time	Totals
Subtotals: Liberty Hill	0

Lincoln High	
Date/Time	Totals
Subtotals: Lincoln High	0

Long Cane Academy	
Date/Time	Totals
Subtotals: Long Cane Academy	0

Lowcountry Day School	
Date/Time	Totals
Subtotals: Lowcountry Day School	0

Lowcountry Montessori School	
Date/Time	Totals
09/2020	2
10/2020	55
11/2020	51
12/2020	11
01/2021	37
02/2021	39
03/2021	60
04/2021	32
05/2021	47
06/2021	1
Subtotals: Lowcountry Montessori School	335

Marion School District	
Date/Time	Totals
07/2020	7
08/2020	50
09/2020	68
10/2020	136
11/2020	192
12/2020	44
01/2021	364
02/2021	461
03/2021	467
04/2021	530
05/2021	228
06/2021	101
Subtotals: Marion School District	2648

Marlboro Academy**Date/Time****Totals****Subtotals: Marlboro Academy****0****Marlboro County School District****Date/Time****Totals**

07/2020

6

08/2020

8

09/2020

272

10/2020

492

11/2020

412

12/2020

218

01/2021

71

02/2021

389

03/2021

250

04/2021

398

05/2021

488

06/2021

89

Subtotals: Marlboro County School District**3093****Mason Preparatory School****Date/Time****Totals**

08/2020

1

09/2020

22

10/2020

24

11/2020

25

12/2020

3

01/2021

22

02/2021

166

03/2021

553

04/2021

81

05/2021

64

Subtotals: Mason Preparatory School**961****McCormick County School District****Date/Time****Totals**

07/2020

3

08/2020

147

09/2020

223

10/2020

751

11/2020

266

12/2020

27

01/2021

61

02/2021

211

03/2021

116

04/2021

115

05/2021

84

Subtotals: McCormick County School District**2004****Mead Hall Episcopal School****Date/Time****Totals**

02/2021

1

03/2021

1

Subtotals: Mead Hall Episcopal School**2**

Memminger Elementary	
Date/Time	Totals
Subtotals: Memminger Elementary	0
Military Magnet Academy	
Date/Time	Totals
Subtotals: Military Magnet Academy	0
Minnie Hughes Elementary	
Date/Time	Totals
Subtotals: Minnie Hughes Elementary	0
Mitchell Elementary	
Date/Time	Totals
Subtotals: Mitchell Elementary	0
Mitchell Road Christian Academy	
Date/Time	Totals
08/2020	42
09/2020	60
10/2020	409
11/2020	99
12/2020	111
01/2021	25
02/2021	123
03/2021	662
04/2021	31
05/2021	123
06/2021	3
Subtotals: Mitchell Road Christian Academy	1688
Montessori Community	
Date/Time	Totals
Subtotals: Montessori Community	0
Montessori School of Anderson	
Date/Time	Totals
08/2020	3
09/2020	117
10/2020	233
11/2020	501
12/2020	53
01/2021	27
02/2021	8
03/2021	13
04/2021	47
05/2021	279
Subtotals: Montessori School of Anderson	1281
Montessori School of Florence	
Date/Time	Totals
Subtotals: Montessori School of Florence	0
Montessori School of Mt. Pleasant	
Date/Time	Totals

Subtotals: Montessori School of Mt. Pleasant	0
Morningside Middle	
Date/Time	Totals
Subtotals: Morningside Middle	0
Moultrie Middle	
Date/Time	Totals
Subtotals: Moultrie Middle	0
NEXT High School	
Date/Time	Totals
08/2020	2
09/2020	31
10/2020	12
11/2020	7
12/2020	4
01/2021	8
02/2021	12
04/2021	27
05/2021	11
Subtotals: NEXT High School	114
Nativity School	
Date/Time	Totals
09/2020	5
10/2020	4
11/2020	6
12/2020	10
01/2021	5
02/2021	12
03/2021	41
04/2021	91
05/2021	35
Subtotals: Nativity School	209
New Heights School	
Date/Time	Totals
Subtotals: New Heights School	0
Newberry Academy	
Date/Time	Totals
Subtotals: Newberry Academy	0
North Charleston High	
Date/Time	Totals
Subtotals: North Charleston High	0
Northside Christian Academy	
Date/Time	Totals
Subtotals: Northside Christian Academy	0
Northside Christian School	
Date/Time	Totals
07/2020	3

09/2020	3
10/2020	14
11/2020	8
12/2020	1
01/2021	13
02/2021	11
03/2021	13
04/2021	9
05/2021	3
Subtotals: Northside Christian School	78
Northwood Academy	
Date/Time	Totals
Subtotals: Northwood Academy	0
Northwoods Middle School	
Date/Time	Totals
Subtotals: Northwoods Middle School	0
OAKLAND ELEMENTARY SCHOOL	
Date/Time	Totals
Subtotals: OAKLAND ELEMENTARY SCHOOL	0
Oakbrook Preparatory School	
Date/Time	Totals
Subtotals: Oakbrook Preparatory School	0
Oceanside Collegiate Academy	
Date/Time	Totals
Subtotals: Oceanside Collegiate Academy	0
Oconee Christian Academy	
Date/Time	Totals
Subtotals: Oconee Christian Academy	0
Olympia - Alternative	
Date/Time	Totals
Subtotals: Olympia - Alternative	0
Orange Grove Charter School	
Date/Time	Totals
01/2021	1
02/2021	236
03/2021	52
04/2021	316
05/2021	29
06/2021	15
Subtotals: Orange Grove Charter School	649
Orangeburg Consolidated School District 4	
Date/Time	Totals
Subtotals: Orangeburg Consolidated School District 4	0
Orangeburg Consolidated School District 5	
Date/Time	Totals

07/2020	1
08/2020	44
09/2020	525
10/2020	770
11/2020	571
12/2020	75
01/2021	583
02/2021	2756
03/2021	1897
04/2021	459
05/2021	258
06/2021	206
Subtotals: Orangeburg Consolidated School District 5	8145

Orangeburg County Consolidated School District 3

Date/Time	Totals
08/2020	185
09/2020	402
10/2020	906
11/2020	606
12/2020	425
01/2021	558
02/2021	464
03/2021	712
04/2021	502
05/2021	231
06/2021	232
Subtotals: Orangeburg County Consolidated School District 3	5223

Orangeburg Preparatory School

Date/Time	Totals
08/2020	7
09/2020	28
10/2020	94
11/2020	31
12/2020	30
01/2021	64
02/2021	239
03/2021	45
04/2021	72
05/2021	29
Subtotals: Orangeburg Preparatory School	639

Our Lady of the Rosary Catholic School

Date/Time	Totals
04/2021	1
Subtotals: Our Lady of the Rosary Catholic School	1

Palmetto Christian Academy

Date/Time	Totals
10/2020	16
11/2020	74
12/2020	3
02/2021	61
03/2021	155

04/2021	45
05/2021	28
06/2021	18
Subtotals: Palmetto Christian Academy	400

Patrick Henry Academy	
Date/Time	Totals
Subtotals: Patrick Henry Academy	0

Pattison's Academy for Comprehensive Education	
Date/Time	Totals
Subtotals: Pattison's Academy for Comprehensive Education	0

Pee Dee Academy	
Date/Time	Totals
Subtotals: Pee Dee Academy	0

Pee Dee Math, Science and Technology Academy	
Date/Time	Totals
09/2020	6
10/2020	12
11/2020	19
12/2020	1
01/2021	12
02/2021	9
03/2021	21
04/2021	18
05/2021	9
06/2021	4
Subtotals: Pee Dee Math, Science and Technology Academy	111

Pinewood Preparatory School	
Date/Time	Totals
08/2020	111
09/2020	305
10/2020	167
11/2020	219
12/2020	228
01/2021	187
02/2021	217
03/2021	179
04/2021	290
05/2021	212
Subtotals: Pinewood Preparatory School	2115

Plato Learning-NetSchools	
Date/Time	Totals
Subtotals: Plato Learning-NetSchools	0

Porter Gaud School	
Date/Time	Totals
07/2020	1
08/2020	18
09/2020	580
10/2020	918

11/2020	4605
12/2020	322
01/2021	3450
02/2021	568
03/2021	6923
04/2021	2953
05/2021	4405
06/2021	13
Subtotals: Porter Gaud School	24756

Prince of Peace Catholic School	
Date/Time	Totals
Subtotals: Prince of Peace Catholic School	0

Public Charter School District	
Date/Time	Totals
Subtotals: Public Charter School District	0

Ragin Preparatory Christian Academy	
Date/Time	Totals
Subtotals: Ragin Preparatory Christian Academy	0

Richard Winn Academy	
Date/Time	Totals
08/2020	3
09/2020	6
10/2020	5
11/2020	34
12/2020	7
01/2021	18
02/2021	153
03/2021	28
04/2021	11
05/2021	3
Subtotals: Richard Winn Academy	268

Richland 2: Bethel-Hanberry Elementary School	
Date/Time	Totals
Subtotals: Richland 2: Bethel-Hanberry Elementary School	0

Richland 2: Blythewood High School	
Date/Time	Totals
Subtotals: Richland 2: Blythewood High School	0

Richland 2: Blythewood Middle School	
Date/Time	Totals
Subtotals: Richland 2: Blythewood Middle School	0

Richland 2: Bookman Road Elementary School	
Date/Time	Totals
Subtotals: Richland 2: Bookman Road Elementary School	0

Richland 2: Dent Middle School	
Date/Time	Totals
Subtotals: Richland 2: Dent Middle School	0

Richland 2: E L Wright Middle School	
Date/Time	Totals
Subtotals: Richland 2: E L Wright Middle School	0
Richland 2: Forest Lake Elementary School	
Date/Time	Totals
Subtotals: Richland 2: Forest Lake Elementary School	0
Richland 2: Keels Elementary School	
Date/Time	Totals
Subtotals: Richland 2: Keels Elementary School	0
Richland 2: Kelly Mill Middle School	
Date/Time	Totals
Subtotals: Richland 2: Kelly Mill Middle School	0
Richland 2: Killian Elementary School	
Date/Time	Totals
Subtotals: Richland 2: Killian Elementary School	0
Richland 2: L W Conder Elementary School	
Date/Time	Totals
Subtotals: Richland 2: L W Conder Elementary School	0
Richland 2: Lake Carolina Elementary School	
Date/Time	Totals
Subtotals: Richland 2: Lake Carolina Elementary School	0
Richland 2: Long Leaf Middle School	
Date/Time	Totals
Subtotals: Richland 2: Long Leaf Middle School	0
Richland 2: Lonnie B Nelson Elementary School	
Date/Time	Totals
Subtotals: Richland 2: Lonnie B Nelson Elementary School	0
Richland 2: North Springs Elementary School	
Date/Time	Totals
Subtotals: Richland 2: North Springs Elementary School	0
Richland 2: Polo Road Elementary School	
Date/Time	Totals
Subtotals: Richland 2: Polo Road Elementary School	0
Richland 2: Pontiac Elementary School	
Date/Time	Totals
Subtotals: Richland 2: Pontiac Elementary School	0
Richland 2: Rice Creek Elementary School	
Date/Time	Totals
Subtotals: Richland 2: Rice Creek Elementary School	0
Richland 2: Richland Northeast High School	
Date/Time	Totals

Subtotals: Richland 2: Richland Northeast High School	0
Richland 2: Ridge View High School	
Date/Time	Totals
Subtotals: Richland 2: Ridge View High School	0
Richland 2: Round Top Elementary School	
Date/Time	Totals
Subtotals: Richland 2: Round Top Elementary School	0
Richland 2: Sandlapper Elementary School	
Date/Time	Totals
Subtotals: Richland 2: Sandlapper Elementary School	0
Richland 2: Spring Valley High School	
Date/Time	Totals
Subtotals: Richland 2: Spring Valley High School	0
Richland 2: Summit Parkway Middle School	
Date/Time	Totals
Subtotals: Richland 2: Summit Parkway Middle School	0
Richland 2: Windsor Elementary School	
Date/Time	Totals
Subtotals: Richland 2: Windsor Elementary School	0
Richland County School District One	
Date/Time	Totals
07/2020	22466
08/2020	21583
09/2020	29634
10/2020	36252
11/2020	38640
12/2020	36208
01/2021	35479
02/2021	54026
03/2021	42677
04/2021	32951
05/2021	29034
06/2021	30139
Subtotals: Richland County School District One	409089
Richland School District Two	
Date/Time	Totals
07/2020	491
08/2020	763
09/2020	30998
10/2020	32895
11/2020	33104
12/2020	28656
01/2021	38986
02/2021	59809
03/2021	53382
04/2021	23303
05/2021	21916

06/2021	5644
Subtotals: Richland School District Two	329947
Ridge Christian Academy	
Date/Time	Totals
Subtotals: Ridge Christian Academy	0
Riverview Charter School	
Date/Time	Totals
09/2020	2
10/2020	36
11/2020	276
12/2020	127
01/2021	52
02/2021	440
03/2021	506
04/2021	159
05/2021	254
06/2021	496
Subtotals: Riverview Charter School	2348
Riverwalk Academy	
Date/Time	Totals
Subtotals: Riverwalk Academy	0
Robert E. Lee Academy	
Date/Time	Totals
Subtotals: Robert E. Lee Academy	0
Rock Hill School District Three of York County	
Date/Time	Totals
07/2020	3
08/2020	7
09/2020	886
10/2020	1110
11/2020	2717
12/2020	3580
01/2021	2778
02/2021	2544
03/2021	3191
04/2021	4033
05/2021	2780
06/2021	1915
Subtotals: Rock Hill School District Three of York County	25544
Royal Live Oaks Academy Charter School of the Arts and Sciences	
Date/Time	Totals
06/2021	21
Subtotals: Royal Live Oaks Academy Charter School of the Arts and Sciences	21
SANGAREE INTERMEDIATE SCHOOL	
Date/Time	Totals
Subtotals: SANGAREE INTERMEDIATE SCHOOL	0
SC Governor's School for Science & Mathematics	

Date/Time	Totals
07/2020	6
08/2020	12
09/2020	19
10/2020	26
11/2020	52
12/2020	17
01/2021	32
02/2021	232
03/2021	176
04/2021	167
05/2021	76
06/2021	20
Subtotals: SC Governor's School for Science & Mathematics	835

SC Governor's School for the Arts

Date/Time	Totals
08/2020	1
09/2020	36
10/2020	36
11/2020	110
12/2020	21
01/2021	33
02/2021	65
03/2021	70
04/2021	134
05/2021	79
06/2021	2
Subtotals: SC Governor's School for the Arts	587

SC Virtual Charter School

Date/Time	Totals
Subtotals: SC Virtual Charter School	0

SC Whitmore School

Date/Time	Totals
Subtotals: SC Whitmore School	0

SPARTANBURG PREP SCHOOL

Date/Time	Totals
Subtotals: SPARTANBURG PREP SCHOOL	0

ST JOSEPH' CATHOLIC SCHOOL

Date/Time	Totals
Subtotals: ST JOSEPH' CATHOLIC SCHOOL	0

Saint John Catholic School

Date/Time	Totals
Subtotals: Saint John Catholic School	0

Saint Michael Catholic School

Date/Time	Totals
08/2020	12
09/2020	9
10/2020	23

11/2020	12
12/2020	31
01/2021	16
02/2021	11
03/2021	7
04/2021	33
05/2021	20
Subtotals: Saint Michael Catholic School	174

Saluda School District One

Date/Time	Totals
07/2020	5
08/2020	31
09/2020	317
10/2020	668
11/2020	1010
12/2020	270
01/2021	593
02/2021	4466
03/2021	13534
04/2021	646
05/2021	222
06/2021	97
Subtotals: Saluda School District One	21859

Sanders Middle School

Date/Time	Totals
Subtotals: Sanders Middle School	0

Sanders-Clyde Elementary

Date/Time	Totals
Subtotals: Sanders-Clyde Elementary	0

Sandhills School

Date/Time	Totals
Subtotals: Sandhills School	0

School District Five of Lexington and Richland Counties

Date/Time	Totals
07/2020	121
08/2020	26
09/2020	1657
10/2020	6618
11/2020	9426
12/2020	8550
01/2021	24796
02/2021	38569
03/2021	35976
04/2021	8369
05/2021	20808
06/2021	26052
Subtotals: School District Five of Lexington and Richland Counties	180968

School District of Edgefield County

Date/Time	Totals
------------------	---------------

07/2020	1
08/2020	329
09/2020	862
10/2020	679
11/2020	1616
12/2020	1051
01/2021	2002
02/2021	1537
03/2021	2633
04/2021	4529
05/2021	4187
06/2021	2144
Subtotals: School District of Edgefield County	21570

School District of Greenville County

Date/Time	Totals
07/2020	1193
08/2020	7574
09/2020	51435
10/2020	103594
11/2020	152610
12/2020	134921
01/2021	202520
02/2021	174663
03/2021	156678
04/2021	89606
05/2021	130404
06/2021	4054
Subtotals: School District of Greenville County	1209252

School District of Newberry County

Date/Time	Totals
08/2020	45
09/2020	119
10/2020	338
11/2020	2010
12/2020	466
01/2021	1388
02/2021	2021
03/2021	2715
04/2021	2574
05/2021	1254
06/2021	526
Subtotals: School District of Newberry County	13456

School District of Oconee County

Date/Time	Totals
07/2020	4
08/2020	2314
09/2020	9588
10/2020	12936
11/2020	24190
12/2020	17600
01/2021	38962
02/2021	33365

03/2021	16160
04/2021	15502
05/2021	21209
06/2021	5865
Subtotals: School District of Oconee County	197695

School District of Pickens County

Date/Time	Totals
09/2020	2216
10/2020	12978
11/2020	11982
12/2020	19717
01/2021	18171
02/2021	41273
03/2021	29140
04/2021	20755
05/2021	11465
06/2021	1
Subtotals: School District of Pickens County	167698

School of the Arts

Date/Time	Totals
Subtotals: School of the Arts	0

Shannon Forest Christian School

Date/Time	Totals
08/2020	113
09/2020	194
10/2020	138
11/2020	258
12/2020	169
01/2021	130
02/2021	315
03/2021	243
04/2021	105
05/2021	110
06/2021	3
Subtotals: Shannon Forest Christian School	1778

South Pointe Christian School

Date/Time	Totals
Subtotals: South Pointe Christian School	0

Southeast Middle School

Date/Time	Totals
Subtotals: Southeast Middle School	0

Southside Christian School

Date/Time	Totals
10/2020	281
11/2020	927
12/2020	202
01/2021	4414
02/2021	4946
03/2021	1316

04/2021	495
05/2021	206
06/2021	3
Subtotals: Southside Christian School	12790

Spartanburg Christian Academy

Date/Time	Totals
Subtotals: Spartanburg Christian Academy	0

Spartanburg County School District Four

Date/Time	Totals
08/2020	17
09/2020	288
10/2020	1286
11/2020	453
12/2020	327
01/2021	417
02/2021	838
03/2021	965
04/2021	682
05/2021	95
06/2021	25
Subtotals: Spartanburg County School District Four	5393

Spartanburg County School District No. 7

Date/Time	Totals
07/2020	39
08/2020	793
09/2020	13278
10/2020	17697
11/2020	9871
12/2020	11772
01/2021	26068
02/2021	33093
03/2021	27842
04/2021	8489
05/2021	6061
06/2021	201
Subtotals: Spartanburg County School District No. 7	155204

Spartanburg County School District Six

Date/Time	Totals
07/2020	2
08/2020	428
09/2020	3683
10/2020	14080
11/2020	8936
12/2020	9629
01/2021	9566
02/2021	30195
03/2021	7246
04/2021	7972
05/2021	10907
06/2021	10826
Subtotals: Spartanburg County School District Six	113470

Spartanburg Day School

Date/Time	Totals
07/2020	10
08/2020	90
09/2020	1366
10/2020	2093
11/2020	2462
12/2020	1215
01/2021	3085
02/2021	3278
03/2021	1487
04/2021	1416
05/2021	106
06/2021	3
Subtotals: Spartanburg Day School	16611

Spartanburg Five

Date/Time	Totals
07/2020	10
08/2020	668
09/2020	3925
10/2020	13561
11/2020	18133
12/2020	3086
01/2021	7400
02/2021	12552
03/2021	11860
04/2021	41471
05/2021	7416
06/2021	4490
Subtotals: Spartanburg Five	124572

Spartanburg School District 3

Date/Time	Totals
07/2020	3
08/2020	51
09/2020	5608
10/2020	3760
11/2020	1917
12/2020	9934
01/2021	7023
02/2021	19224
03/2021	20930
04/2021	7040
05/2021	3827
06/2021	2360
Subtotals: Spartanburg School District 3	81677

Spartanburg School District Two

Date/Time	Totals
07/2020	3
08/2020	159
09/2020	4299
10/2020	16017

11/2020	13074
12/2020	7499
01/2021	7553
02/2021	18637
03/2021	13335
04/2021	10840
05/2021	6927
06/2021	254
Subtotals: Spartanburg School District Two	98597

St Andrews School of Math and Science	
Date/Time	Totals
Subtotals: St Andrews School of Math and Science	0

St John Neumann Catholic School	
Date/Time	Totals
Subtotals: St John Neumann Catholic School	0

St. Andrew's Middle	
Date/Time	Totals
Subtotals: St. Andrew's Middle	0

St. Andrews Middle School	
Date/Time	Totals
Subtotals: St. Andrews Middle School	0

St. Anne Catholic School	
Date/Time	Totals
Subtotals: St. Anne Catholic School	0

St. Anne Catholic School	
Date/Time	Totals
Subtotals: St. Anne Catholic School	0

St. Anthony Catholic School	
Date/Time	Totals
Subtotals: St. Anthony Catholic School	0

St. Anthony of Padua Catholic School	
Date/Time	Totals
Subtotals: St. Anthony of Padua Catholic School	0

St. Francis Catholic School	
Date/Time	Totals
01/2021	18
02/2021	67
03/2021	423
04/2021	459
05/2021	608
06/2021	1
Subtotals: St. Francis Catholic School	1576

St. Francis Xavier High School	
Date/Time	Totals
Subtotals: St. Francis Xavier High School	0

St. Gregory the Great Catholic School	
Date/Time	Totals
Subtotals: St. Gregory the Great Catholic School	0
St. James-Santee Elementary	
Date/Time	Totals
Subtotals: St. James-Santee Elementary	0
St. John's Christian Academy	
Date/Time	Totals
Subtotals: St. John's Christian Academy	0
St. John's High	
Date/Time	Totals
Subtotals: St. John's High	0
St. Joseph's Catholic School	
Date/Time	Totals
08/2020	34
09/2020	336
10/2020	666
11/2020	244
12/2020	294
01/2021	290
02/2021	314
03/2021	468
04/2021	261
05/2021	178
06/2021	1
Subtotals: St. Joseph's Catholic School	3086
St. Mary Help of Christians School	
Date/Time	Totals
Subtotals: St. Mary Help of Christians School	0
St. Peter's Catholic School	
Date/Time	Totals
Subtotals: St. Peter's Catholic School	0
Stall High	
Date/Time	Totals
Subtotals: Stall High	0
Summerville Catholic School	
Date/Time	Totals
Subtotals: Summerville Catholic School	0
Sumter School District	
Date/Time	Totals
07/2020	2
08/2020	98
09/2020	229
10/2020	444
11/2020	408

12/2020	211
01/2021	245
02/2021	636
03/2021	566
04/2021	833
05/2021	288
06/2021	187
Subtotals: Sumter School District	4147

Sumter School District 17

Date/Time	Totals
Subtotals: Sumter School District 17	0

Sumter School District Two

Date/Time	Totals
Subtotals: Sumter School District Two	0

Tall Pines STEM Academy

Date/Time	Totals
11/2020	10
12/2020	57
01/2021	59
02/2021	419
03/2021	857
04/2021	2191
05/2021	16
Subtotals: Tall Pines STEM Academy	3609

The Carolina Academy

Date/Time	Totals
08/2020	3
09/2020	259
10/2020	118
11/2020	48
12/2020	7
01/2021	57
02/2021	57
03/2021	146
04/2021	136
05/2021	57
06/2021	7
Subtotals: The Carolina Academy	895

The Cooper School

Date/Time	Totals
Subtotals: The Cooper School	0

The King's Academy

Date/Time	Totals
03/2021	70
04/2021	241
05/2021	166
Subtotals: The King's Academy	477

The Village School of Gaffney

Date/Time	Totals
Subtotals: The Village School of Gaffney	0
Thomas Hart Academy	
Date/Time	Totals
Subtotals: Thomas Hart Academy	0
Thomas Heyward Academy	
Date/Time	Totals
Subtotals: Thomas Heyward Academy	0
Thomas Sumter Academy	
Date/Time	Totals
07/2020	11
08/2020	1
09/2020	3
10/2020	6
11/2020	14
12/2020	8
01/2021	11
02/2021	150
03/2021	107
04/2021	28
05/2021	24
06/2021	7
Subtotals: Thomas Sumter Academy	370
Thornwell Home and School	
Date/Time	Totals
Subtotals: Thornwell Home and School	0
Timmerman School	
Date/Time	Totals
Subtotals: Timmerman School	0
Trident Academy	
Date/Time	Totals
Subtotals: Trident Academy	0
Trinity-Byrnes Collegiate School	
Date/Time	Totals
Subtotals: Trinity-Byrnes Collegiate School	0
Union County School District	
Date/Time	Totals
07/2020	1548
08/2020	2
09/2020	537
10/2020	862
11/2020	3812
12/2020	3868
01/2021	10328
02/2021	10597
03/2021	9078
04/2021	5272

05/2021	8606
06/2021	788
Subtotals: Union County School District	55298

Virtus Academy

Date/Time	Totals
Subtotals: Virtus Academy	0

W. Wyman King Academy

Date/Time	Totals
08/2020	1
10/2020	1
01/2021	3
04/2021	1
Subtotals: W. Wyman King Academy	6

W.A. Perry Middle School

Date/Time	Totals
Subtotals: W.A. Perry Middle School	0

WAGENER-SALLEY HIGH SCHOOL

Date/Time	Totals
Subtotals: WAGENER-SALLEY HIGH SCHOOL	0

Wando High

Date/Time	Totals
Subtotals: Wando High	0

West Ashley High

Date/Time	Totals
Subtotals: West Ashley High	0

West Ashley Middle

Date/Time	Totals
Subtotals: West Ashley Middle	0

Westminster Catawba Christian School

Date/Time	Totals
08/2020	29
09/2020	372
10/2020	420
11/2020	166
12/2020	153
01/2021	262
02/2021	94
03/2021	308
04/2021	98
05/2021	27
06/2021	4
Subtotals: Westminster Catawba Christian School	1933

Wil Lou Gray Opportunity School

Date/Time	Totals
08/2020	1
09/2020	11

10/2020	24
11/2020	3
12/2020	1
02/2021	43
03/2021	29
04/2021	23
05/2021	6
06/2021	7
Subtotals: Wil Lou Gray Opportunity School	148

Williamsburg Academy

Date/Time	Totals
Subtotals: Williamsburg Academy	0

Williamsburg County School District

Date/Time	Totals
07/2020	1
08/2020	7
09/2020	49
10/2020	201
11/2020	125
12/2020	122
01/2021	222
02/2021	2209
03/2021	939
04/2021	234
05/2021	1207
06/2021	138
Subtotals: Williamsburg County School District	5454

Wilson Hall

Date/Time	Totals
07/2020	1
09/2020	73
10/2020	81
11/2020	70
12/2020	68
01/2021	60
02/2021	92
03/2021	164
04/2021	80
05/2021	158
06/2021	2
Subtotals: Wilson Hall	849

York Preparatory Academy

Date/Time	Totals
08/2020	1
10/2020	1
Subtotals: York Preparatory Academy	2

York School District 4 (Fort Mill)

Date/Time	Totals
07/2020	2
08/2020	60

09/2020	8855
10/2020	20929
11/2020	33117
12/2020	28762
01/2021	30468
02/2021	44227
03/2021	28782
04/2021	30341
05/2021	30363
06/2021	11059
Subtotals: York School District 4 (Fort Mill)	266965

York School District One

Date/Time	Totals
Subtotals: York School District One	0

York School District Two (Clover)

Date/Time	Totals
07/2020	3
08/2020	127
09/2020	1676
10/2020	6021
11/2020	1471
12/2020	1066
01/2021	2296
02/2021	3500
03/2021	3009
04/2021	5070
05/2021	2692
06/2021	1599
Subtotals: York School District Two (Clover)	28530

Grand Totals

07/2020	26719
08/2020	39010
09/2020	268098
10/2020	529704
11/2020	660577
12/2020	586494
01/2021	779036
02/2021	1096587
03/2021	1029647
04/2021	611713
05/2021	623353
06/2021	237575
	6488513

Britannica Monthly Usage Report
Start Date: 07/2021 End Date: 06/2022

APPLE Charter

Date/Time	Totals
Subtotals: APPLE Charter	-

Abbeville County School District

Date/Time	Totals
07/2021	1
08/2021	218
09/2021	781
10/2021	1,965
11/2021	1,237
12/2021	694
01/2022	1,207
02/2022	1,985
03/2022	1,965
04/2022	1,674
05/2022	1,046
06/2022	33
Subtotals: Abbeville County School District	12,806

Academic Magnet High

Date/Time	Totals
Subtotals: Academic Magnet High	-

Addlestone Hebrew Academy

Date/Time	Totals
Subtotals: Addlestone Hebrew Academy	-

Aiken Christian School

Date/Time	Totals
Subtotals: Aiken Christian School	-

Aiken County Public Schools

Date/Time	Totals
07/2021	620
08/2021	4,503
09/2021	19,639
10/2021	38,859
11/2021	48,248
12/2021	22,756
01/2022	32,292
02/2022	42,230
03/2022	28,229
04/2022	16,944
05/2022	20,256
06/2022	1,510
Subtotals: Aiken County Public Schools	276,086

Aiken Preparatory School - CLOSED

Date/Time	Totals
Subtotals: Aiken Preparatory School - CLOSED	-
Alcorn Middle School	
Date/Time	Totals
Subtotals: Alcorn Middle School	-
All Saints' Episcopal Day School	
Date/Time	Totals
Subtotals: All Saints' Episcopal Day School	-
Allendale County Schools	
Date/Time	Totals
07/2021	5
08/2021	26
09/2021	121
10/2021	304
11/2021	429
12/2021	153
01/2022	200
02/2022	384
03/2022	274
04/2022	136
05/2022	137
06/2022	15
Subtotals: Allendale County Schools	2,184
Anderson Christian School	
Date/Time	Totals
Subtotals: Anderson Christian School	-
Anderson County School District Four	
Date/Time	Totals
07/2021	25
08/2021	393
09/2021	2,337
10/2021	2,348
11/2021	11,080
12/2021	8,243
01/2022	16,683
02/2022	15,980
03/2022	19,186
04/2022	13,005
05/2022	7,490
06/2022	1,774
Subtotals: Anderson County School District Four	98,544
Anderson School District Five	
Date/Time	Totals
07/2021	308
08/2021	2,796
09/2021	6,686

10/2021	8,260
11/2021	24,956
12/2021	10,055
01/2022	7,651
02/2022	17,419
03/2022	15,852
04/2022	7,100
05/2022	14,200
06/2022	834
Subtotals: Anderson School District Five	116,117

Anderson School District One

Date/Time	Totals
07/2021	11
08/2021	3,028
09/2021	6,357
10/2021	4,918
11/2021	6,228
12/2021	4,215
01/2022	9,531
02/2022	9,371
03/2022	14,872
04/2022	4,847
05/2022	3,678
06/2022	2,716
Subtotals: Anderson School District One	69,772

Anderson School District Three

Date/Time	Totals
07/2021	87
08/2021	108
09/2021	2,914
10/2021	1,502
11/2021	2,161
12/2021	797
01/2022	2,477
02/2022	4,371
03/2022	1,404
04/2022	451
05/2022	794
06/2022	33
Subtotals: Anderson School District Three	17,099

Anderson School District Two

Date/Time	Totals
07/2021	83
08/2021	1,823
09/2021	1,128
10/2021	6,662
11/2021	7,190
12/2021	2,895
01/2022	3,204

02/2022	8,066
03/2022	10,010
04/2022	2,789
05/2022	19,468
06/2022	31
Subtotals: Anderson School District Two	63,349

Anoor Academy	
Date/Time	Totals
Subtotals: Anoor Academy	-

Arcadia Elementary School	
Date/Time	Totals
Subtotals: Arcadia Elementary School	-

Ashley Hall	
Date/Time	Totals
07/2021	2
08/2021	124
09/2021	976
10/2021	1,624
11/2021	609
12/2021	566
01/2022	431
02/2022	962
03/2022	699
04/2022	985
05/2022	1,286
06/2022	16
Subtotals: Ashley Hall	8,280

BERKELEY ELEMENTARY SCHOOL	
Date/Time	Totals
Subtotals: BERKELEY ELEMENTARY SCHOOL	-

Bamberg School District One	
Date/Time	Totals
07/2021	6
08/2021	98
09/2021	472
10/2021	13,092
11/2021	8,634
12/2021	221
01/2022	330
02/2022	4,467
03/2022	1,232
04/2022	220
05/2022	302
06/2022	5
Subtotals: Bamberg School District One	29,079

Bamberg School District Two

Date/Time	Totals
Subtotals: Bamberg School District Two	-
Baptist Hill High	
Date/Time	Totals
Subtotals: Baptist Hill High	-
Barnwell School District 19	
Date/Time	Totals
Subtotals: Barnwell School District 19	-
Barnwell School District 29	
Date/Time	Totals
08/2021	23
09/2021	231
10/2021	133
11/2021	76
12/2021	119
01/2022	57
02/2022	175
03/2022	182
04/2022	257
05/2022	101
06/2022	47
Subtotals: Barnwell School District 29	1,401
Barnwell School District 45	
Date/Time	Totals
07/2021	2
08/2021	111
09/2021	940
10/2021	1,154
11/2021	1,475
12/2021	290
01/2022	968
02/2022	2,358
03/2022	1,354
04/2022	800
05/2022	1,975
06/2022	16
Subtotals: Barnwell School District 45	11,443
Beaufort Academy	
Date/Time	Totals
07/2021	20
08/2021	82
09/2021	219
10/2021	257
11/2021	282
12/2021	153
01/2022	158
02/2022	197

03/2022	239
04/2022	157
05/2022	169
06/2022	27
Subtotals: Beaufort Academy	1,960

Beaufort County School District

Date/Time	Totals
07/2021	658
08/2021	5,390
09/2021	10,516
10/2021	8,899
11/2021	14,233
12/2021	13,102
01/2022	20,739
02/2022	17,264
03/2022	19,631
04/2022	10,635
05/2022	10,101
06/2022	614
Subtotals: Beaufort County School District	131,782

Ben Lippen School

Date/Time	Totals
Subtotals: Ben Lippen School	-

Berkeley County School District

Date/Time	Totals
07/2021	69
08/2021	9,082
09/2021	40,892
10/2021	45,256
11/2021	57,292
12/2021	38,901
01/2022	34,608
02/2022	58,703
03/2022	57,857
04/2022	27,214
05/2022	44,504
06/2022	1,497
Subtotals: Berkeley County School District	415,875

Bethel Elementary School

Date/Time	Totals
Subtotals: Bethel Elementary School	-

Bishop England High School

Date/Time	Totals
07/2021	2
08/2021	150
09/2021	748
10/2021	406

11/2021	359
12/2021	276
01/2022	264
02/2022	525
03/2022	596
04/2022	698
05/2022	648
06/2022	6
Subtotals: Bishop England High School	4,678

Blaney Elementary

Date/Time	Totals
Subtotals: Blaney Elementary	-

Bolden Elementary/Middle School

Date/Time	Totals
08/2021	959
09/2021	187
10/2021	268
11/2021	276
12/2021	2,882
01/2022	443
02/2022	656
03/2022	1,076
04/2022	251
05/2022	1,404
06/2022	52
Subtotals: Bolden Elementary/Middle School	8,454

Bowman Academy

Date/Time	Totals
Subtotals: Bowman Academy	-

Brashier Middle College Charter High School

Date/Time	Totals
08/2021	284
09/2021	215
10/2021	217
11/2021	85
12/2021	29
01/2022	135
02/2022	111
03/2022	170
04/2022	208
05/2022	175
Subtotals: Brashier Middle College Charter High School	1,629

Bridge Creek Elementary

Date/Time	Totals
Subtotals: Bridge Creek Elementary	-

Buist Academy

Date/Time	Totals	
Subtotals: Buist Academy		-
Burgess Elementary School		
Date/Time	Totals	
Subtotals: Burgess Elementary School		-
Burke Middle-High		
Date/Time	Totals	
Subtotals: Burke Middle-High		-
C E Williams Middle		
Date/Time	Totals	
Subtotals: C E Williams Middle		-
CHOICES CHARTER SCHOOL - CLOSED		
Date/Time	Totals	
Subtotals: CHOICES CHARTER SCHOOL - CLOSED		-
CONWAY CHRISTIAN SCHOOL		
Date/Time	Totals	
Subtotals: CONWAY CHRISTIAN SCHOOL		-
Calhoun Academy		
Date/Time	Totals	
Subtotals: Calhoun Academy		-
Calhoun County Public Schools		
Date/Time	Totals	
08/2021		214
09/2021		663
10/2021		604
11/2021		575
12/2021		307
01/2022		220
02/2022		792
03/2022		879
04/2022		870
05/2022		258
06/2022		6
Subtotals: Calhoun County Public Schools		5,388
Cambridge Academy		
Date/Time	Totals	
Subtotals: Cambridge Academy		-
Camden Military Academy		
Date/Time	Totals	
Subtotals: Camden Military Academy		-
Cape Romain Environmental Education Charter School		
Date/Time	Totals	

10/2021	28
11/2021	6
12/2021	12
01/2022	11
02/2022	9
03/2022	33
04/2022	41
05/2022	127
Subtotals: Cape Romain Environmental Education Charter School	267

Cardinal Newman High School

Date/Time	Totals
Subtotals: Cardinal Newman High School	-

Cario Middle

Date/Time	Totals
Subtotals: Cario Middle	-

Cathedral Academy

Date/Time	Totals
08/2021	5
09/2021	58
10/2021	120
11/2021	194
12/2021	81
01/2022	49
02/2022	150
03/2022	233
04/2022	278
05/2022	176
06/2022	3
Subtotals: Cathedral Academy	1,347

Chapin High School

Date/Time	Totals
Subtotals: Chapin High School	-

Charleston Catholic School

Date/Time	Totals
08/2021	2
09/2021	45
10/2021	325
11/2021	395
12/2021	23
01/2022	215
02/2022	295
03/2022	139
04/2022	57
05/2022	98
Subtotals: Charleston Catholic School	1,594

Charleston Charter School for Math and Science

Date/Time	Totals
Subtotals: Charleston Charter School for Math and Science	-
Charleston Charter School for Math and Science	
Date/Time	Totals
Subtotals: Charleston Charter School for Math and Science	-
Charleston Christian School	
Date/Time	Totals
09/2021	24
10/2021	2
11/2021	6
12/2021	14
02/2022	11
03/2022	18
04/2022	116
05/2022	36
Subtotals: Charleston Christian School	227
Charleston Collegiate School	
Date/Time	Totals
Subtotals: Charleston Collegiate School	-
Charleston County School District	
Date/Time	Totals
07/2021	488
08/2021	10,021
09/2021	77,936
10/2021	74,840
11/2021	57,627
12/2021	35,689
01/2022	55,090
02/2022	94,521
03/2022	53,517
04/2022	29,736
05/2022	33,143
06/2022	798
Subtotals: Charleston County School District	523,406
Charleston County School District Charter Schools	
Date/Time	Totals
Subtotals: Charleston County School District Charter Schools	-
Charleston Day School	
Date/Time	Totals
03/2022	114
04/2022	652
05/2022	226
Subtotals: Charleston Day School	992
Charleston Development Academy	
Date/Time	Totals

Subtotals: Charleston Development Academy	-
Charleston Progressive	
Date/Time	Totals
Subtotals: Charleston Progressive	-
Cherokee County School District	
Date/Time	Totals
07/2021	67
08/2021	567
09/2021	2,300
10/2021	31,926
11/2021	21,746
12/2021	12,591
01/2022	4,720
02/2022	9,647
03/2022	11,153
04/2022	19,414
05/2022	5,821
06/2022	51
Subtotals: Cherokee County School District	120,003
Chester County School District	
Date/Time	Totals
07/2021	34
08/2021	923
09/2021	1,764
10/2021	2,608
11/2021	1,797
12/2021	1,757
01/2022	1,500
02/2022	2,018
03/2022	1,610
04/2022	1,053
05/2022	1,284
06/2022	111
Subtotals: Chester County School District	16,459
Chesterfield County School District	
Date/Time	Totals
07/2021	68
08/2021	679
09/2021	2,138
10/2021	2,395
11/2021	2,212
12/2021	1,987
01/2022	1,608
02/2022	4,408
03/2022	3,245
04/2022	2,013
05/2022	1,798
06/2022	113

Subtotals: Chesterfield County School District	22,664
---	---------------

Christ Church Episcopal School

Date/Time	Totals
07/2021	107
08/2021	89
09/2021	721
10/2021	723
11/2021	1,387
12/2021	994
01/2022	1,552
02/2022	1,349
03/2022	863
04/2022	911
05/2022	1,177
06/2022	109
Subtotals: Christ Church Episcopal School	9,982

Christ Our King - Stella Maris School

Date/Time	Totals
03/2022	13
04/2022	15
05/2022	13
06/2022	2
Subtotals: Christ Our King - Stella Maris School	43

Christian Academy of Myrtle Beach

Date/Time	Totals
Subtotals: Christian Academy of Myrtle Beach	-

Christian Assembly School

Date/Time	Totals
Subtotals: Christian Assembly School	-

Claredon Hall

Date/Time	Totals
08/2021	6
09/2021	48
10/2021	22
11/2021	18
12/2021	10
01/2022	16
02/2022	23
03/2022	58
04/2022	53
05/2022	22
Subtotals: Claredon Hall	276

Clarendon County School District Three

Date/Time	Totals
08/2021	8
09/2021	87

10/2021	122
11/2021	105
12/2021	95
01/2022	120
02/2022	148
03/2022	198
04/2022	23
05/2022	66
Subtotals: Clarendon County School District Three	972

Clarendon Hall

Date/Time	Totals
Subtotals: Clarendon Hall	-

Clarendon School District One

Date/Time	Totals
07/2021	15
08/2021	9
09/2021	15
10/2021	6
11/2021	2
12/2021	3
01/2022	22
02/2022	11
03/2022	18
04/2022	1
05/2022	6
06/2022	2
Subtotals: Clarendon School District One	110

Clarendon School District Two

Date/Time	Totals
Subtotals: Clarendon School District Two	-

Coastal Christian Preparatory School - First Baptist School

Date/Time	Totals
Subtotals: Coastal Christian Preparatory School - First Baptist School	-

Coastal Leadership Academy

Date/Time	Totals
Subtotals: Coastal Leadership Academy	-

Coastal Montessori Charter School

Date/Time	Totals
Subtotals: Coastal Montessori Charter School	-

Colleton County School District

Date/Time	Totals
07/2021	87
08/2021	299
09/2021	687
10/2021	614

11/2021	1,283
12/2021	635
01/2022	779
02/2022	2,462
03/2022	1,988
04/2022	1,034
05/2022	1,126
06/2022	68
Subtotals: Colleton County School District	11,062

Colleton Prep Academy	
Date/Time	Totals
Subtotals: Colleton Prep Academy	-

Concord Elementary School	
Date/Time	Totals
Subtotals: Concord Elementary School	-

Covenant Christian School	
Date/Time	Totals
Subtotals: Covenant Christian School	-

Crayton Middle School	
Date/Time	Totals
Subtotals: Crayton Middle School	-

Cross Schools	
Date/Time	Totals
Subtotals: Cross Schools	-

DISCUS - K12	
Date/Time	Totals
08/2021	33
09/2021	62
10/2021	1,185
11/2021	128
12/2021	57
01/2022	77
02/2022	542
03/2022	315
04/2022	50
05/2022	177
06/2022	2
Subtotals: DISCUS - K12	2,628

Daniel Jenkins	
Date/Time	Totals
Subtotals: Daniel Jenkins	-

Darlington County School District	
Date/Time	Totals
07/2021	34

08/2021	3,228
09/2021	9,231
10/2021	4,735
11/2021	6,340
12/2021	3,395
01/2022	5,123
02/2022	7,280
03/2022	14,791
04/2022	3,633
05/2022	4,348
06/2022	350
Subtotals: Darlington County School District	62,488

Dillon Christian School

Date/Time **Totals**

Subtotals: Dillon Christian School -

Dillon School District Four

Date/Time **Totals**

07/2021	7
08/2021	188
09/2021	125
10/2021	2,312
11/2021	777
12/2021	1,047
01/2022	10,818
02/2022	29,401
03/2022	3,211
04/2022	1,647
05/2022	1,085
06/2022	29
Subtotals: Dillon School District Four	50,647

Dillon School District One

Date/Time **Totals**

Subtotals: Dillon School District One -

Dillon School District Three

Date/Time **Totals**

07/2021	2
08/2021	119
09/2021	410
10/2021	1,283
11/2021	3,189
12/2021	437
01/2022	516
02/2022	787
03/2022	944
04/2022	6,365
05/2022	797
06/2022	3
Subtotals: Dillon School District Three	14,852

Dillon School District Two**Date/Time****Totals****Subtotals: Dillon School District Two****-****District One Schools of Spartanburg County****Date/Time****Totals**

08/2021

23

09/2021

954

10/2021

7,516

11/2021

5,788

12/2021

1,977

01/2022

3,760

02/2022

15,593

03/2022

22,334

04/2022

6,090

05/2022

884

Subtotals: District One Schools of Spartanburg County**64,919****Dorchester Academy****Date/Time****Totals****Subtotals: Dorchester Academy****-****Dorchester School District Four****Date/Time****Totals**

07/2021

4

08/2021

133

09/2021

298

10/2021

830

11/2021

3,049

12/2021

584

01/2022

486

02/2022

11,955

03/2022

2,088

04/2022

193

05/2022

3,164

06/2022

17

Subtotals: Dorchester School District Four**22,801****Dorchester School District Two****Date/Time****Totals**

07/2021

861

08/2021

9,276

09/2021

16,821

10/2021

37,009

11/2021

66,677

12/2021

57,302

01/2022

59,841

02/2022

110,579

03/2022

109,460

04/2022

58,997

05/2022

64,544

06/2022	276
Subtotals: Dorchester School District Two	591,643
East Cooper Montessori	
Date/Time	Totals
Subtotals: East Cooper Montessori	-
East Cooper Montessori Charter School	
Date/Time	Totals
Subtotals: East Cooper Montessori Charter School	-
East Point Academy	
Date/Time	Totals
12/2021	1
01/2022	4
Subtotals: East Point Academy	5
Ellington Elementary	
Date/Time	Totals
Subtotals: Ellington Elementary	-
Elliott Elementary School	
Date/Time	Totals
Subtotals: Elliott Elementary School	-
Fairfield County School District	
Date/Time	Totals
07/2021	25
08/2021	117
09/2021	458
10/2021	750
11/2021	588
12/2021	1,040
01/2022	1,219
02/2022	3,812
03/2022	1,430
04/2022	283
05/2022	488
06/2022	419
Subtotals: Fairfield County School District	10,629
Felton Laboratory School	
Date/Time	Totals
Subtotals: Felton Laboratory School	-
Florence Christian School	
Date/Time	Totals
Subtotals: Florence Christian School	-
Florence County School District Four	
Date/Time	Totals
12/2021	2

Subtotals: Florence County School District Four**2****Florence County School District Three**

Date/Time	Totals
07/2021	28
08/2021	193
09/2021	404
10/2021	799
11/2021	591
12/2021	378
01/2022	503
02/2022	1,212
03/2022	783
04/2022	418
05/2022	843
06/2022	135
Subtotals: Florence County School District Three	6,287

Florence School District Five

Date/Time	Totals
08/2021	139
09/2021	394
10/2021	154
11/2021	219
12/2021	201
01/2022	133
02/2022	581
03/2022	447
04/2022	477
05/2022	503
06/2022	3
Subtotals: Florence School District Five	3,251

Florence School District One

Date/Time	Totals
07/2021	15
08/2021	17,848
09/2021	26,406
10/2021	19,165
11/2021	19,339
12/2021	5,706
01/2022	19,964
02/2022	57,831
03/2022	35,708
04/2022	10,651
05/2022	10,448
06/2022	73
Subtotals: Florence School District One	223,154

Florence School District Two

Date/Time	Totals
Subtotals: Florence School District Two	-

Fox Creek High School

Date/Time	Totals
07/2021	5
08/2021	394
09/2021	2,377
10/2021	1,877
11/2021	1,152
12/2021	285
01/2022	1,233
02/2022	1,102
03/2022	1,252
04/2022	2,232
05/2022	559
06/2022	6
Subtotals: Fox Creek High School	12,474

Francis Hugh Wardlaw Academy

Date/Time	Totals
Subtotals: Francis Hugh Wardlaw Academy	-

Ft. Johnson Middle

Date/Time	Totals
Subtotals: Ft. Johnson Middle	-

Garrett Academy of Tech

Date/Time	Totals
Subtotals: Garrett Academy of Tech	-

Georgetown County School District

Date/Time	Totals
07/2021	24
08/2021	624
09/2021	1,563
10/2021	2,443
11/2021	1,873
12/2021	1,259
01/2022	1,852
02/2022	3,754
03/2022	3,027
04/2022	1,870
05/2022	1,717
06/2022	53
Subtotals: Georgetown County School District	20,059

Gibbes Middle School

Date/Time	Totals
Subtotals: Gibbes Middle School	-

Glenforest School

Date/Time	Totals
07/2021	1

08/2021	1
09/2021	4
10/2021	2
12/2021	82
01/2022	2
02/2022	6
03/2022	19
04/2022	1
05/2022	2
06/2022	1
Subtotals: Glenforest School	121

Greenwood 51 School District

Date/Time	Totals
07/2021	12
08/2021	157
09/2021	137
10/2021	75
11/2021	225
12/2021	83
01/2022	144
02/2022	147
03/2022	41
04/2022	259
05/2022	91
06/2022	1
Subtotals: Greenwood 51 School District	1,372

Greenwood Christian School

Date/Time	Totals
11/2021	2
12/2021	7
01/2022	1
04/2022	1
05/2022	1
Subtotals: Greenwood Christian School	12

Greenwood County School District 52

Date/Time	Totals
07/2021	110
08/2021	401
09/2021	391
10/2021	482
11/2021	493
12/2021	372
01/2022	271
02/2022	772
03/2022	213
04/2022	390
05/2022	220
06/2022	2
Subtotals: Greenwood County School District 52	4,117

Greenwood School District 50

Date/Time	Totals
07/2021	197
08/2021	966
09/2021	1,716
10/2021	754
11/2021	1,058
12/2021	682
01/2022	783
02/2022	1,619
03/2022	1,264
04/2022	1,623
05/2022	1,176
06/2022	82
Subtotals: Greenwood School District 50	11,920

Greer Middle College Charter High School

Date/Time	Totals
08/2021	104
09/2021	237
10/2021	312
11/2021	110
12/2021	131
01/2022	118
02/2022	71
03/2022	397
04/2022	162
05/2022	74
Subtotals: Greer Middle College Charter High School	1,716

Greg Mathis Charter

Date/Time	Totals
Subtotals: Greg Mathis Charter	-

HONEA PATH ELEMENTARY SCHOOL

Date/Time	Totals
Subtotals: HONEA PATH ELEMENTARY SCHOOL	-

Hammond School

Date/Time	Totals
07/2021	3
08/2021	204
09/2021	675
10/2021	1,548
11/2021	1,119
12/2021	550
01/2022	2,081
02/2022	573
03/2022	1,231
04/2022	923
05/2022	777

06/2022	11
Subtotals: Hammond School	9,695

Hampton County School District

Date/Time	Totals
07/2021	16
08/2021	141
09/2021	1,159
10/2021	2,132
11/2021	5,623
12/2021	4,122
01/2022	1,517
02/2022	2,816
03/2022	3,457
04/2022	1,590
05/2022	1,913
06/2022	5,621
Subtotals: Hampton County School District	30,107

Hand Middle School

Date/Time	Totals
Subtotals: Hand Middle School	-

Haut Gap Middle

Date/Time	Totals
Subtotals: Haut Gap Middle	-

Haynsworth School

Date/Time	Totals
Subtotals: Haynsworth School	-

Heathwood Hall Episcopal School

Date/Time	Totals
07/2021	4
08/2021	54
09/2021	219
10/2021	336
11/2021	503
12/2021	200
01/2022	573
02/2022	875
03/2022	1,151
04/2022	1,243
05/2022	449
06/2022	15
Subtotals: Heathwood Hall Episcopal School	5,622

High Point Academy

Date/Time	Totals
08/2021	1
09/2021	56
10/2021	3

Subtotals: High Point Academy	60
--------------------------------------	-----------

Hilton Head Christian Academy

Date/Time	Totals
------------------	---------------

Subtotals: Hilton Head Christian Academy	-
---	----------

Hilton Head Preparatory School

Date/Time	Totals
------------------	---------------

07/2021	4
---------	---

08/2021	95
---------	----

09/2021	175
---------	-----

10/2021	232
---------	-----

11/2021	190
---------	-----

12/2021	122
---------	-----

01/2022	45
---------	----

02/2022	157
---------	-----

03/2022	263
---------	-----

04/2022	85
---------	----

05/2022	149
---------	-----

06/2022	1
---------	---

Subtotals: Hilton Head Preparatory School	1,518
--	--------------

Holly Hill Academy

Date/Time	Totals
------------------	---------------

Subtotals: Holly Hill Academy	-
--------------------------------------	----------

Hopkins Middle School

Date/Time	Totals
------------------	---------------

Subtotals: Hopkins Middle School	-
---	----------

Horry County Schools

Date/Time	Totals
------------------	---------------

07/2021	50
---------	----

08/2021	4,994
---------	-------

09/2021	13,867
---------	--------

10/2021	14,178
---------	--------

11/2021	29,361
---------	--------

12/2021	13,862
---------	--------

01/2022	24,714
---------	--------

02/2022	22,575
---------	--------

03/2022	16,341
---------	--------

04/2022	11,037
---------	--------

05/2022	14,891
---------	--------

06/2022	545
---------	-----

Subtotals: Horry County Schools	166,415
--	----------------

Hursey Elementary

Date/Time	Totals
------------------	---------------

Subtotals: Hursey Elementary	-
-------------------------------------	----------

IQ and OS Preview

Date/Time	Totals
------------------	---------------

06/2022	395
Subtotals: IQ and OS Preview	395
James F Byrnes High School	
Date/Time	Totals
02/2022	1
Subtotals: James F Byrnes High School	1
James Island Charter High	
Date/Time	Totals
Subtotals: James Island Charter High	-
James Island Christian School	
Date/Time	Totals
Subtotals: James Island Christian School	-
James Island Middle	
Date/Time	Totals
Subtotals: James Island Middle	-
James Simons Elementary	
Date/Time	Totals
Subtotals: James Simons Elementary	-
Jane Edwards Elementary	
Date/Time	Totals
Subtotals: Jane Edwards Elementary	-
Jasper County School District	
Date/Time	Totals
07/2021	1
08/2021	23
09/2021	133
10/2021	182
11/2021	134
12/2021	103
01/2022	141
02/2022	983
03/2022	425
04/2022	181
05/2022	271
06/2022	6
Subtotals: Jasper County School District	2,583
Jefferson Davis Academy	
Date/Time	Totals
Subtotals: Jefferson Davis Academy	-
Jerry Zucker MS	
Date/Time	Totals
Subtotals: Jerry Zucker MS	-

John Paul II Catholic School**Date/Time****Totals****Subtotals: John Paul II Catholic School****-****John de la Howe School****Date/Time****Totals**

08/2021	60
09/2021	211
10/2021	34
11/2021	122
12/2021	21
01/2022	57
02/2022	36
03/2022	38
04/2022	34
05/2022	7
06/2022	8
Subtotals: John de la Howe School	628

Kershaw County School District**Date/Time****Totals**

07/2021	11
08/2021	6,982
09/2021	36,627
10/2021	22,664
11/2021	45,521
12/2021	23,657
01/2022	21,984
02/2022	43,714
03/2022	25,979
04/2022	15,224
05/2022	25,345
06/2022	691
Subtotals: Kershaw County School District	268,399

Laing Middle**Date/Time****Totals****Subtotals: Laing Middle****-****Lake City College Prep Academy****Date/Time****Totals****Subtotals: Lake City College Prep Academy****-****Lakes and Bridges Charter School****Date/Time****Totals**

08/2021	2
09/2021	20
10/2021	8
11/2021	43
12/2021	43
01/2022	111
02/2022	54

03/2022	60
04/2022	37
05/2022	107
Subtotals: Lakes and Bridges Charter School	485

Lancaster County School District

Date/Time	Totals
07/2021	2
08/2021	147
09/2021	800
10/2021	1,033
11/2021	777
12/2021	578
01/2022	623
02/2022	1,382
03/2022	1,093
04/2022	571
05/2022	516
06/2022	62
Subtotals: Lancaster County School District	7,584

Langston Charter Middle School

Date/Time	Totals
Subtotals: Langston Charter Middle School	-

Laurens Academy

Date/Time	Totals
Subtotals: Laurens Academy	-

Laurens Academy

Date/Time	Totals
08/2021	1
09/2021	2
04/2022	1
Subtotals: Laurens Academy	4

Laurens County School District 55

Date/Time	Totals
07/2021	51
08/2021	864
09/2021	1,933
10/2021	6,758
11/2021	2,171
12/2021	2,119
01/2022	3,508
02/2022	7,193
03/2022	8,563
04/2022	3,086
05/2022	2,132
06/2022	59
Subtotals: Laurens County School District 55	38,437

Laurens County School District 56

Date/Time	Totals
08/2021	5
09/2021	3,033
10/2021	454
11/2021	8,251
12/2021	987
01/2022	3,171
02/2022	5,395
03/2022	3,580
04/2022	832
05/2022	779
06/2022	53
Subtotals: Laurens County School District 56	26,540

Lead Academy

Date/Time	Totals
Subtotals: Lead Academy	-

Lee County School District

Date/Time	Totals
03/2022	202
04/2022	141
05/2022	163
06/2022	17
Subtotals: Lee County School District	523

Legacy Charter Early College High School

Date/Time	Totals
07/2021	11
08/2021	572
09/2021	878
10/2021	777
11/2021	300
12/2021	110
01/2022	300
02/2022	1,306
03/2022	392
04/2022	314
05/2022	170
06/2022	16
Subtotals: Legacy Charter Early College High School	5,146

Lesslie Elementary School

Date/Time	Totals
Subtotals: Lesslie Elementary School	-

Lexington County School District Three

Date/Time	Totals
08/2021	436
09/2021	1,936
10/2021	1,438

11/2021	1,747
12/2021	550
01/2022	1,380
02/2022	1,428
03/2022	1,904
04/2022	330
05/2022	4,051
06/2022	5
Subtotals: Lexington County School District Three	15,205

Lexington School District Four

Date/Time	Totals
07/2021	24
08/2021	195
09/2021	747
10/2021	596
11/2021	744
12/2021	456
01/2022	605
02/2022	1,449
03/2022	800
04/2022	733
05/2022	815
06/2022	44
Subtotals: Lexington School District Four	7,208

Lexington School District One

Date/Time	Totals
07/2021	212
08/2021	6,711
09/2021	24,520
10/2021	17,068
11/2021	19,297
12/2021	14,290
01/2022	24,435
02/2022	24,186
03/2022	26,880
04/2022	13,429
05/2022	28,024
06/2022	1,001
Subtotals: Lexington School District One	200,053

Lexington School District Two

Date/Time	Totals
07/2021	64
08/2021	3,627
09/2021	13,767
10/2021	49,081
11/2021	41,851
12/2021	16,596
01/2022	8,790
02/2022	24,737

03/2022	25,784
04/2022	8,056
05/2022	2,658
06/2022	26
Subtotals: Lexington School District Two	195,037

Liberty Hill	
Date/Time	Totals
Subtotals: Liberty Hill	-

Lincoln High	
Date/Time	Totals
Subtotals: Lincoln High	-

Long Cane Academy	
Date/Time	Totals
Subtotals: Long Cane Academy	-

Lowcountry Day School	
Date/Time	Totals
Subtotals: Lowcountry Day School	-

Lowcountry Montessori School	
Date/Time	Totals
08/2021	117
09/2021	165
10/2021	180
11/2021	71
12/2021	44
01/2022	154
02/2022	348
03/2022	139
04/2022	42
05/2022	187
06/2022	15
Subtotals: Lowcountry Montessori School	1,462

Marion School District	
Date/Time	Totals
07/2021	5
08/2021	49
09/2021	711
10/2021	440
11/2021	259
12/2021	360
01/2022	127
02/2022	368
03/2022	1,302
04/2022	308
05/2022	475
06/2022	7
Subtotals: Marion School District	4,411

Marlboro Academy**Date/Time****Totals****Subtotals: Marlboro Academy****-****Marlboro County School District****Date/Time****Totals**

07/2021	533
08/2021	132
09/2021	603
10/2021	2,011
11/2021	909
12/2021	1,595
01/2022	1,091
02/2022	1,742
03/2022	1,098
04/2022	849
05/2022	801
06/2022	56

Subtotals: Marlboro County School District**11,420****Mason Preparatory School****Date/Time****Totals**

08/2021	15
09/2021	94
10/2021	20
11/2021	61
12/2021	12
01/2022	77
02/2022	210
03/2022	33
04/2022	4

Subtotals: Mason Preparatory School**526****McCormick County School District****Date/Time****Totals**

07/2021	31
08/2021	577
09/2021	210
10/2021	127
11/2021	218
12/2021	68
01/2022	141
02/2022	182
03/2022	82
04/2022	69
05/2022	93
06/2022	1

Subtotals: McCormick County School District**1,799****Mead Hall Episcopal School****Date/Time****Totals**

Subtotals: Mead Hall Episcopal School	-
Memminger Elementary	
Date/Time	Totals
Subtotals: Memminger Elementary	-
Military Magnet Academy	
Date/Time	Totals
Subtotals: Military Magnet Academy	-
Minnie Hughes Elementary	
Date/Time	Totals
Subtotals: Minnie Hughes Elementary	-
Mitchell Elementary	
Date/Time	Totals
Subtotals: Mitchell Elementary	-
Mitchell Road Christian Academy	
Date/Time	Totals
07/2021	1
08/2021	166
09/2021	22
10/2021	67
11/2021	128
12/2021	211
01/2022	106
02/2022	64
03/2022	125
04/2022	43
05/2022	37
06/2022	13
Subtotals: Mitchell Road Christian Academy	983
Montessori Community	
Date/Time	Totals
Subtotals: Montessori Community	-
Montessori School of Anderson	
Date/Time	Totals
08/2021	46
09/2021	32
10/2021	23
11/2021	10
12/2021	10
01/2022	321
02/2022	276
03/2022	25
04/2022	40
05/2022	61
06/2022	58
Subtotals: Montessori School of Anderson	902

Montessori School of Florence	
Date/Time	Totals
Subtotals: Montessori School of Florence	-
Montessori School of Mt. Pleasant	
Date/Time	Totals
Subtotals: Montessori School of Mt. Pleasant	-
Morningside Middle	
Date/Time	Totals
Subtotals: Morningside Middle	-
Moultrie Middle	
Date/Time	Totals
Subtotals: Moultrie Middle	-
NEXT High School	
Date/Time	Totals
08/2021	38
09/2021	53
10/2021	21
11/2021	22
12/2021	10
01/2022	16
02/2022	46
03/2022	53
04/2022	66
05/2022	25
Subtotals: NEXT High School	350
Nativity School	
Date/Time	Totals
07/2021	1
09/2021	10
10/2021	26
11/2021	105
12/2021	3
01/2022	18
02/2022	22
03/2022	76
04/2022	41
05/2022	31
Subtotals: Nativity School	333
New Heights School	
Date/Time	Totals
Subtotals: New Heights School	-
Newberry Academy	
Date/Time	Totals
Subtotals: Newberry Academy	-

North Charleston High	
Date/Time	Totals
Subtotals: North Charleston High	-
Northside Christian Academy	
Date/Time	Totals
Subtotals: Northside Christian Academy	-
Northside Christian School	
Date/Time	Totals
Subtotals: Northside Christian School	-
Northwood Academy	
Date/Time	Totals
Subtotals: Northwood Academy	-
Northwoods Middle School	
Date/Time	Totals
Subtotals: Northwoods Middle School	-
OAKLAND ELEMENTARY SCHOOL	
Date/Time	Totals
Subtotals: OAKLAND ELEMENTARY SCHOOL	-
Oakbrook Preparatory School	
Date/Time	Totals
Subtotals: Oakbrook Preparatory School	-
Oceanside Collegiate Academy	
Date/Time	Totals
Subtotals: Oceanside Collegiate Academy	-
Oconee Christian Academy	
Date/Time	Totals
Subtotals: Oconee Christian Academy	-
Olympia - Alternative	
Date/Time	Totals
Subtotals: Olympia - Alternative	-
Orange Grove Charter School	
Date/Time	Totals
08/2021	54
09/2021	147
10/2021	293
11/2021	723
12/2021	224
01/2022	525
02/2022	2,276
03/2022	4,152
04/2022	133

05/2022	177
06/2022	2
Subtotals: Orange Grove Charter School	8,706

Orangeburg Consolidated School District 4	
Date/Time	Totals
Subtotals: Orangeburg Consolidated School District 4	-

Orangeburg Consolidated School District 5	
Date/Time	Totals
07/2021	46
08/2021	647
09/2021	3,789
10/2021	6,971
11/2021	5,078
12/2021	7,921
01/2022	4,884
02/2022	9,216
03/2022	4,053
04/2022	1,704
05/2022	4,646
06/2022	110
Subtotals: Orangeburg Consolidated School District 5	49,065

Orangeburg County Consolidated School District 3	
Date/Time	Totals
07/2021	1
08/2021	2
09/2021	205
10/2021	230
11/2021	93
12/2021	471
01/2022	783
02/2022	88
03/2022	421
04/2022	96
05/2022	559
06/2022	350
Subtotals: Orangeburg County Consolidated School District 3	3,299

Orangeburg Preparatory School	
Date/Time	Totals
09/2021	5
10/2021	2
Subtotals: Orangeburg Preparatory School	7

Our Lady of the Rosary Catholic School	
Date/Time	Totals
Subtotals: Our Lady of the Rosary Catholic School	-

Palmetto Christian Academy	
Date/Time	Totals

08/2021	119
09/2021	179
10/2021	396
11/2021	358
12/2021	253
01/2022	255
02/2022	390
03/2022	394
04/2022	264
05/2022	548
06/2022	12
Subtotals: Palmetto Christian Academy	3,168

Patrick Henry Academy

Date/Time	Totals
Subtotals: Patrick Henry Academy	-

Pattison's Academy for Comprehensive Education

Date/Time	Totals
Subtotals: Pattison's Academy for Comprehensive Education	-

Pee Dee Academy

Date/Time	Totals
Subtotals: Pee Dee Academy	-

Pee Dee Math, Science and Technology Academy

Date/Time	Totals
07/2021	1
08/2021	174
09/2021	36
10/2021	50
11/2021	63
12/2021	37
01/2022	12
02/2022	45
03/2022	43
04/2022	255
05/2022	36
06/2022	1
Subtotals: Pee Dee Math, Science and Technology Academy	753

Pinewood Preparatory School

Date/Time	Totals
08/2021	57
09/2021	135
10/2021	151
11/2021	149
12/2021	111
01/2022	88
02/2022	73
03/2022	631
04/2022	225

05/2022	136
06/2022	11
Subtotals: Pinewood Preparatory School	1,767

Plato Learning-NetSchools	
Date/Time	Totals
Subtotals: Plato Learning-NetSchools	-

Porter Gaud School	
Date/Time	Totals
07/2021	20
08/2021	184
09/2021	800
10/2021	2,837
11/2021	2,354
12/2021	5,931
01/2022	13,088
02/2022	5,707
03/2022	4,136
04/2022	3,956
05/2022	1,582
06/2022	30
Subtotals: Porter Gaud School	40,625

Prince of Peace Catholic School	
Date/Time	Totals
Subtotals: Prince of Peace Catholic School	-

Public Charter School District	
Date/Time	Totals
Subtotals: Public Charter School District	-

Ragin Preparatory Christian Academy	
Date/Time	Totals
Subtotals: Ragin Preparatory Christian Academy	-

Richard Winn Academy	
Date/Time	Totals
Subtotals: Richard Winn Academy	-

Richland 2: Bethel-Hanberry Elementary School	
Date/Time	Totals
Subtotals: Richland 2: Bethel-Hanberry Elementary School	-

Richland 2: Blythewood High School	
Date/Time	Totals
Subtotals: Richland 2: Blythewood High School	-

Richland 2: Blythewood Middle School	
Date/Time	Totals
Subtotals: Richland 2: Blythewood Middle School	-

Richland 2: Bookman Road Elementary School	
Date/Time	Totals
Subtotals: Richland 2: Bookman Road Elementary School	-
Richland 2: Dent Middle School	
Date/Time	Totals
Subtotals: Richland 2: Dent Middle School	-
Richland 2: E L Wright Middle School	
Date/Time	Totals
Subtotals: Richland 2: E L Wright Middle School	-
Richland 2: Forest Lake Elementary School	
Date/Time	Totals
Subtotals: Richland 2: Forest Lake Elementary School	-
Richland 2: Keels Elementary School	
Date/Time	Totals
Subtotals: Richland 2: Keels Elementary School	-
Richland 2: Kelly Mill Middle School	
Date/Time	Totals
Subtotals: Richland 2: Kelly Mill Middle School	-
Richland 2: Killian Elementary School	
Date/Time	Totals
Subtotals: Richland 2: Killian Elementary School	-
Richland 2: L W Conder Elementary School	
Date/Time	Totals
Subtotals: Richland 2: L W Conder Elementary School	-
Richland 2: Lake Carolina Elementary School	
Date/Time	Totals
Subtotals: Richland 2: Lake Carolina Elementary School	-
Richland 2: Long Leaf Middle School	
Date/Time	Totals
Subtotals: Richland 2: Long Leaf Middle School	-
Richland 2: Lonnie B Nelson Elementary School	
Date/Time	Totals
Subtotals: Richland 2: Lonnie B Nelson Elementary School	-
Richland 2: North Springs Elementary School	
Date/Time	Totals
Subtotals: Richland 2: North Springs Elementary School	-
Richland 2: Polo Road Elementary School	
Date/Time	Totals
Subtotals: Richland 2: Polo Road Elementary School	-

Richland 2: Pontiac Elementary School	
Date/Time	Totals
Subtotals: Richland 2: Pontiac Elementary School	-
Richland 2: Rice Creek Elementary School	
Date/Time	Totals
Subtotals: Richland 2: Rice Creek Elementary School	-
Richland 2: Richland Northeast High School	
Date/Time	Totals
Subtotals: Richland 2: Richland Northeast High School	-
Richland 2: Ridge View High School	
Date/Time	Totals
Subtotals: Richland 2: Ridge View High School	-
Richland 2: Round Top Elementary School	
Date/Time	Totals
Subtotals: Richland 2: Round Top Elementary School	-
Richland 2: Sandlapper Elementary School	
Date/Time	Totals
Subtotals: Richland 2: Sandlapper Elementary School	-
Richland 2: Spring Valley High School	
Date/Time	Totals
Subtotals: Richland 2: Spring Valley High School	-
Richland 2: Summit Parkway Middle School	
Date/Time	Totals
Subtotals: Richland 2: Summit Parkway Middle School	-
Richland 2: Windsor Elementary School	
Date/Time	Totals
Subtotals: Richland 2: Windsor Elementary School	-
Richland County School District One	
Date/Time	Totals
07/2021	25,771
08/2021	17,232
09/2021	27,314
10/2021	35,262
11/2021	68,004
12/2021	62,224
01/2022	65,198
02/2022	100,657
03/2022	67,384
04/2022	37,070
05/2022	48,816
06/2022	27,586
Subtotals: Richland County School District One	582,518

Richland School District Two

Date/Time	Totals
07/2021	723
08/2021	5,490
09/2021	33,371
10/2021	58,467
11/2021	111,530
12/2021	42,011
01/2022	55,331
02/2022	60,382
03/2022	83,982
04/2022	38,840
05/2022	52,734
06/2022	3,450
Subtotals: Richland School District Two	546,311

Ridge Christian Academy

Date/Time	Totals
Subtotals: Ridge Christian Academy	-

Riverview Charter School

Date/Time	Totals
08/2021	65
09/2021	282
10/2021	1,632
11/2021	571
12/2021	772
01/2022	538
02/2022	565
03/2022	452
04/2022	1,108
05/2022	124
Subtotals: Riverview Charter School	6,109

Riverwalk Academy

Date/Time	Totals
Subtotals: Riverwalk Academy	-

Robert E. Lee Academy

Date/Time	Totals
Subtotals: Robert E. Lee Academy	-

Rock Hill School District Three of York County

Date/Time	Totals
07/2021	192
08/2021	1,506
09/2021	3,696
10/2021	7,137
11/2021	6,883
12/2021	5,201
01/2022	4,583
02/2022	6,208

03/2022	6,859
04/2022	4,768
05/2022	11,405
06/2022	2,463
Subtotals: Rock Hill School District Three of York County	60,901

Royal Live Oaks Academy Charter School of the Arts and Sciences

Date/Time	Totals
07/2021	23
Subtotals: Royal Live Oaks Academy Charter School of the Arts and Sciences	23

SANGAREE INTERMEDIATE SCHOOL

Date/Time	Totals
Subtotals: SANGAREE INTERMEDIATE SCHOOL	-

SC Governor's School for Science & Mathematics

Date/Time	Totals
07/2021	20
08/2021	251
09/2021	229
10/2021	234
11/2021	298
12/2021	550
01/2022	115
02/2022	262
03/2022	365
04/2022	265
05/2022	400
06/2022	36
Subtotals: SC Governor's School for Science & Mathematics	3,025

SC Governor's School for the Arts

Date/Time	Totals
07/2021	26
08/2021	290
09/2021	403
10/2021	386
11/2021	271
12/2021	177
01/2022	162
02/2022	534
03/2022	390
04/2022	292
05/2022	324
06/2022	29
Subtotals: SC Governor's School for the Arts	3,284

SC Virtual Charter School

Date/Time	Totals
Subtotals: SC Virtual Charter School	-

SC Whitmore School

Date/Time	Totals
Subtotals: SC Whitmore School	-
SPARTANBURG PREP SCHOOL	
Date/Time	Totals
12/2021	1
Subtotals: SPARTANBURG PREP SCHOOL	1
ST JOSEPH' CATHOLIC SCHOOL	
Date/Time	Totals
Subtotals: ST JOSEPH' CATHOLIC SCHOOL	-
Saint John Catholic School	
Date/Time	Totals
Subtotals: Saint John Catholic School	-
Saint Michael Catholic School	
Date/Time	Totals
08/2021	4
09/2021	39
10/2021	10
11/2021	27
12/2021	6
01/2022	5
02/2022	10
03/2022	25
04/2022	6
05/2022	7
Subtotals: Saint Michael Catholic School	139
Saluda School District One	
Date/Time	Totals
07/2021	3
08/2021	293
09/2021	7,272
10/2021	2,590
11/2021	6,208
12/2021	870
01/2022	2,448
02/2022	1,884
03/2022	6,316
04/2022	1,110
05/2022	1,116
06/2022	6
Subtotals: Saluda School District One	30,116
Sanders Middle School	
Date/Time	Totals
Subtotals: Sanders Middle School	-
Sanders-Clyde Elementary	
Date/Time	Totals

Subtotals: Sanders-Clyde Elementary	-
--	---

Sandhills School

Date/Time	Totals
------------------	---------------

Subtotals: Sandhills School	-
------------------------------------	---

School District Five of Lexington and Richland Counties

Date/Time	Totals
------------------	---------------

07/2021	123
---------	-----

08/2021	2,040
---------	-------

09/2021	8,539
---------	-------

10/2021	13,650
---------	--------

11/2021	35,391
---------	--------

12/2021	21,830
---------	--------

01/2022	26,838
---------	--------

02/2022	28,362
---------	--------

03/2022	50,981
---------	--------

04/2022	19,607
---------	--------

05/2022	35,172
---------	--------

06/2022	418
---------	-----

Subtotals: School District Five of Lexington and Richland Counties	242,951
---	----------------

School District of Edgefield County

Date/Time	Totals
------------------	---------------

07/2021	1,072
---------	-------

08/2021	2,130
---------	-------

09/2021	10,634
---------	--------

10/2021	17,358
---------	--------

11/2021	8,351
---------	-------

12/2021	3,041
---------	-------

01/2022	13,997
---------	--------

02/2022	11,990
---------	--------

03/2022	21,588
---------	--------

04/2022	14,368
---------	--------

05/2022	7,834
---------	-------

06/2022	208
---------	-----

Subtotals: School District of Edgefield County	112,571
---	----------------

School District of Greenville County

Date/Time	Totals
------------------	---------------

07/2021	2,633
---------	-------

08/2021	24,827
---------	--------

09/2021	108,214
---------	---------

10/2021	203,750
---------	---------

11/2021	202,637
---------	---------

12/2021	160,684
---------	---------

01/2022	167,738
---------	---------

02/2022	193,294
---------	---------

03/2022	108,563
---------	---------

04/2022	123,401
---------	---------

05/2022	138,913
---------	---------

06/2022	2,389
---------	-------

Subtotals: School District of Greenville County	1,437,043
--	------------------

School District of Newberry County

Date/Time	Totals
07/2021	169
08/2021	1,353
09/2021	6,269
10/2021	2,470
11/2021	2,672
12/2021	2,058
01/2022	2,272
02/2022	4,387
03/2022	5,618
04/2022	4,998
05/2022	3,263
06/2022	490
Subtotals: School District of Newberry County	36,019

School District of Oconee County

Date/Time	Totals
07/2021	77
08/2021	4,554
09/2021	30,049
10/2021	16,743
11/2021	21,855
12/2021	6,976
01/2022	15,936
02/2022	18,292
03/2022	19,026
04/2022	17,600
05/2022	4,103
06/2022	38
Subtotals: School District of Oconee County	155,249

School District of Pickens County

Date/Time	Totals
07/2021	19
08/2021	6,120
09/2021	15,028
10/2021	24,655
11/2021	29,711
12/2021	25,400
01/2022	26,404
02/2022	47,989
03/2022	41,981
04/2022	20,099
05/2022	6,093
06/2022	50
Subtotals: School District of Pickens County	243,549

School of the Arts

Date/Time	Totals
------------------	---------------

Subtotals: School of the Arts -

Shannon Forest Christian School

Date/Time	Totals
08/2021	41
09/2021	257
10/2021	169
11/2021	432
12/2021	77
01/2022	349
02/2022	308
03/2022	224
04/2022	412
05/2022	281
06/2022	3
Subtotals: Shannon Forest Christian School	2,553

South Pointe Christian School

Date/Time	Totals
Subtotals: South Pointe Christian School	-

Southeast Middle School

Date/Time	Totals
Subtotals: Southeast Middle School	-

Southside Christian School

Date/Time	Totals
07/2021	1
08/2021	3,402
09/2021	2,754
10/2021	810
11/2021	3,944
12/2021	178
01/2022	3,801
02/2022	1,854
03/2022	3,436
04/2022	3,755
05/2022	967
06/2022	11
Subtotals: Southside Christian School	24,913

Spartanburg Christian Academy

Date/Time	Totals
Subtotals: Spartanburg Christian Academy	-

Spartanburg County School District Four

Date/Time	Totals
07/2021	3
08/2021	53
09/2021	313
10/2021	1,826
11/2021	852

12/2021	622
01/2022	675
02/2022	655
03/2022	1,380
04/2022	735
05/2022	684
06/2022	11
Subtotals: Spartanburg County School District Four	7,809

Spartanburg County School District No. 7

Date/Time	Totals
07/2021	373
08/2021	1,276
09/2021	13,590
10/2021	13,052
11/2021	20,338
12/2021	8,609
01/2022	11,018
02/2022	14,547
03/2022	18,692
04/2022	18,163
05/2022	10,229
06/2022	174
Subtotals: Spartanburg County School District No. 7	130,061

Spartanburg County School District Six

Date/Time	Totals
07/2021	31
08/2021	1,478
09/2021	6,817
10/2021	20,356
11/2021	26,607
12/2021	16,948
01/2022	7,529
02/2022	34,888
03/2022	20,221
04/2022	7,828
05/2022	7,143
06/2022	8,918
Subtotals: Spartanburg County School District Six	158,764

Spartanburg Day School

Date/Time	Totals
08/2021	350
09/2021	1,735
10/2021	2,005
11/2021	446
12/2021	482
01/2022	699
02/2022	1,641
03/2022	350
04/2022	217

05/2022	211
06/2022	2
Subtotals: Spartanburg Day School	8,138

Spartanburg Five

Date/Time	Totals
07/2021	68
08/2021	2,060
09/2021	8,312
10/2021	11,963
11/2021	20,899
12/2021	7,017
01/2022	16,185
02/2022	42,443
03/2022	32,954
04/2022	19,197
05/2022	7,115
06/2022	1,023
Subtotals: Spartanburg Five	169,236

Spartanburg School District 3

Date/Time	Totals
08/2021	10,764
09/2021	10,573
10/2021	2,029
11/2021	3,014
12/2021	11,874
01/2022	8,127
02/2022	11,677
03/2022	9,945
04/2022	3,913
05/2022	5,051
06/2022	73
Subtotals: Spartanburg School District 3	77,040

Spartanburg School District Two

Date/Time	Totals
07/2021	31
08/2021	2,294
09/2021	7,421
10/2021	15,207
11/2021	19,811
12/2021	7,747
01/2022	6,170
02/2022	15,020
03/2022	15,363
04/2022	9,478
05/2022	5,448
06/2022	154
Subtotals: Spartanburg School District Two	104,144

St Andrews School of Math and Science

Date/Time	Totals	
Subtotals: St Andrews School of Math and Science		-
St John Neumann Catholic School		
Date/Time	Totals	
Subtotals: St John Neumann Catholic School		-
St. Andrew's Middle		
Date/Time	Totals	
Subtotals: St. Andrew's Middle		-
St. Andrews Middle School		
Date/Time	Totals	
Subtotals: St. Andrews Middle School		-
St. Anne Catholic School		
Date/Time	Totals	
Subtotals: St. Anne Catholic School		-
St. Anne Catholic School		
Date/Time	Totals	
Subtotals: St. Anne Catholic School		-
St. Anthony Catholic School		
Date/Time	Totals	
Subtotals: St. Anthony Catholic School		-
St. Anthony of Padua Catholic School		
Date/Time	Totals	
Subtotals: St. Anthony of Padua Catholic School		-
St. Francis Catholic School		
Date/Time	Totals	
08/2021		40
09/2021		106
10/2021		353
11/2021		131
12/2021		58
01/2022		99
02/2022		48
03/2022		110
04/2022		112
05/2022		798
Subtotals: St. Francis Catholic School		1,855
St. Francis Xavier High School		
Date/Time	Totals	
Subtotals: St. Francis Xavier High School		-
St. Gregory the Great Catholic School		
Date/Time	Totals	
Subtotals: St. Gregory the Great Catholic School		-

St. James-Santee Elementary	
Date/Time	Totals
Subtotals: St. James-Santee Elementary	-
St. John's Christian Academy	
Date/Time	Totals
Subtotals: St. John's Christian Academy	-
St. John's High	
Date/Time	Totals
Subtotals: St. John's High	-
St. Joseph's Catholic School	
Date/Time	Totals
07/2021	1
08/2021	393
09/2021	58
10/2021	69
01/2022	148
02/2022	444
03/2022	228
04/2022	114
05/2022	149
06/2022	2
Subtotals: St. Joseph's Catholic School	1,606
St. Mary Help of Christians School	
Date/Time	Totals
Subtotals: St. Mary Help of Christians School	-
St. Peter's Catholic School	
Date/Time	Totals
Subtotals: St. Peter's Catholic School	-
Stall High	
Date/Time	Totals
Subtotals: Stall High	-
Summerville Catholic School	
Date/Time	Totals
Subtotals: Summerville Catholic School	-
Sumter School District	
Date/Time	Totals
07/2021	21
08/2021	936
09/2021	2,715
10/2021	2,756
11/2021	2,311
12/2021	1,872
01/2022	1,948

02/2022	4,767
03/2022	5,263
04/2022	2,838
05/2022	2,997
06/2022	172
Subtotals: Sumter School District	28,596

Sumter School District 17

Date/Time **Totals**

Subtotals: Sumter School District 17 -

Sumter School District Two

Date/Time **Totals**

Subtotals: Sumter School District Two -

Tall Pines STEM Academy

Date/Time **Totals**

08/2021	62
09/2021	65
10/2021	189
11/2021	86
12/2021	25
01/2022	566
02/2022	173
03/2022	170
04/2022	31
05/2022	78
Subtotals: Tall Pines STEM Academy	1,445

The Carolina Academy

Date/Time **Totals**

07/2021	2
08/2021	14
09/2021	73
10/2021	30
11/2021	11
12/2021	3
01/2022	20
02/2022	34
03/2022	45
04/2022	8
05/2022	5
Subtotals: The Carolina Academy	245

The Cooper School

Date/Time **Totals**

Subtotals: The Cooper School -

The King's Academy

Date/Time **Totals**

08/2021	28
09/2021	51

10/2021	91
11/2021	51
12/2021	65
01/2022	210
02/2022	606
03/2022	233
04/2022	98
05/2022	300
06/2022	11
Subtotals: The King's Academy	1,744

The Village School of Gaffney

Date/Time	Totals
Subtotals: The Village School of Gaffney	-

Thomas Hart Academy

Date/Time	Totals
Subtotals: Thomas Hart Academy	-

Thomas Heyward Academy

Date/Time	Totals
Subtotals: Thomas Heyward Academy	-

Thomas Sumter Academy

Date/Time	Totals
07/2021	4
08/2021	5
09/2021	6
10/2021	6
11/2021	8
12/2021	2
01/2022	6
02/2022	1
03/2022	2
Subtotals: Thomas Sumter Academy	40

Thornwell Home and School

Date/Time	Totals
Subtotals: Thornwell Home and School	-

Timmerman School

Date/Time	Totals
Subtotals: Timmerman School	-

Trident Academy

Date/Time	Totals
Subtotals: Trident Academy	-

Trinity-Byrnes Collegiate School

Date/Time	Totals
Subtotals: Trinity-Byrnes Collegiate School	-

Union County School District

Date/Time	Totals
07/2021	154
08/2021	257
09/2021	1,435
10/2021	1,102
11/2021	4,798
12/2021	809
01/2022	10,432
02/2022	7,196
03/2022	5,291
04/2022	4,613
05/2022	3,195
06/2022	39
Subtotals: Union County School District	39,321

Virtus Academy

Date/Time	Totals
Subtotals: Virtus Academy	-

W. Wyman King Academy

Date/Time	Totals
11/2021	11
12/2021	2
01/2022	1
02/2022	1
03/2022	6
04/2022	3
06/2022	1
Subtotals: W. Wyman King Academy	25

W.A. Perry Middle School

Date/Time	Totals
Subtotals: W.A. Perry Middle School	-

WAGENER-SALLEY HIGH SCHOOL

Date/Time	Totals
Subtotals: WAGENER-SALLEY HIGH SCHOOL	-

Wando High

Date/Time	Totals
Subtotals: Wando High	-

West Ashley High

Date/Time	Totals
Subtotals: West Ashley High	-

West Ashley Middle

Date/Time	Totals
Subtotals: West Ashley Middle	-

Westminster Catawba Christian School

Date/Time	Totals
07/2021	1
08/2021	48
09/2021	111
10/2021	119
11/2021	143
12/2021	67
01/2022	315
02/2022	357
03/2022	305
04/2022	503
05/2022	286
06/2022	1
Subtotals: Westminster Catawba Christian School	2,256

Wil Lou Gray Opportunity School

Date/Time	Totals
07/2021	2
08/2021	58
09/2021	6
10/2021	4
11/2021	20
12/2021	19
01/2022	4
03/2022	3
04/2022	1
05/2022	1
Subtotals: Wil Lou Gray Opportunity School	118

Williamsburg Academy

Date/Time	Totals
Subtotals: Williamsburg Academy	-

Williamsburg County School District

Date/Time	Totals
07/2021	11
08/2021	188
09/2021	900
10/2021	701
11/2021	1,088
12/2021	169
01/2022	179
02/2022	619
03/2022	339
04/2022	266
05/2022	216
06/2022	269
Subtotals: Williamsburg County School District	4,945

Wilson Hall

Date/Time	Totals
07/2021	1

08/2021	25
09/2021	208
10/2021	162
11/2021	128
12/2021	210
01/2022	94
02/2022	332
03/2022	153
04/2022	47
05/2022	152
Subtotals: Wilson Hall	1,512

York Preparatory Academy

Date/Time	Totals
08/2021	99
09/2021	266
10/2021	407
11/2021	239
12/2021	265
01/2022	579
02/2022	1,292
03/2022	1,847
04/2022	1,371
05/2022	512
06/2022	5
Subtotals: York Preparatory Academy	6,882

York School District 4 (Fort Mill)

Date/Time	Totals
07/2021	26
08/2021	5,833
09/2021	12,820
10/2021	40,325
11/2021	43,861
12/2021	22,402
01/2022	28,659
02/2022	51,894
03/2022	54,616
04/2022	71,389
05/2022	28,203
06/2022	13
Subtotals: York School District 4 (Fort Mill)	360,041

York School District One

Date/Time	Totals
Subtotals: York School District One	-

York School District Two (Clover)

Date/Time	Totals
07/2021	70
08/2021	892
09/2021	3,691

10/2021	3,407
11/2021	7,538
12/2021	2,924
01/2022	5,257
02/2022	8,693
03/2022	5,797
04/2022	3,715
05/2022	3,054
06/2022	82
Subtotals: York School District Two (Clover)	45,120

Grand Totals

07/2021	36,833
08/2021	200,206
09/2021	677,409
10/2021	965,991
11/2021	1,203,332
12/2021	745,447
01/2022	904,484
02/2022	1,382,331
03/2022	1,172,040
04/2022	738,261
05/2022	744,222
06/2022	69,310
	8,839,866