

Winthrop University

FY2022-23 Budget Requests

Total Budget Requests	\$41,972,272
Total Recurring Budget Requests	\$4,750,000
Total Non-Recurring Budget Requests	\$1,722,272
Total Capital Budget Requests	\$35,500,000

Recurring Requests:

Tuition Mitigation (\$2.75M)

- Support from the State in order for Winthrop to keep the undergraduate tuition and fees flat

eSports (\$0.5M)

- Support to continue to grow and invest in the eSports program including new space/facility; primarily in support of creating a jv team

Operational Support for STEAM Disciplines (\$1.5M)

- In support of Winthrop's commitment to promote access and degree attainment and to enhance the learning experience for our students, funding is requested to support students in the STEAM fields by continuing to provide up-to-date software, digital security, and new digital equipment/technology
 - Support increasing need for digital resources, cloud-based licensing, and online program delivery and support resources to ensure students graduate with competitive skills in the market and on-time completion by both undergraduate and graduate students, including new professional adult learners
 - Fund recurring software for GIS (Geographic Information Systems) technology and other systems
 - Leverage artificial intelligence to advance personalized medicine and overall economic development

Non-recurring Requests:

Instructional Scientific Equipment (\$1.7M)

- While Winthrop has allocated funds to replace instructional equipment, heavy use of the equipment has outpaced our ability to replace items over the years
- Winthrop procured roughly half of recently identified equipment needs (\$2M of \$4M in needed equipment upgrades) through a Master Lease in 2019, the costs of which were absorbed into our E&G expenses
- While we have been successful in obtaining some grants to supplement institutional funds, such grants do not provide the consistent support needed for ongoing maintenance and replacement

Capital Requests:

Infrastructure Projects (\$9.0M)

- Boiler Plant & Chiller Plant renovations to replace aging equipment and increase redundancies

Tillman Renovation (\$10.0M)

- Renovations to electrical, HVAC, plumbing, ADA/accessibility, building envelope, elevator, and interior finishes

Academic Strategic Programs (\$5.0M)

- Placeholder to support new President's work on Academic Master Plan and associated changes to programming, including growth/new programs

Strategic Repair & Renovations (\$11.5M)


- Building mechanical & HVAC, fire alarm replacements, deferred maintenance, and eSports space



WINTHROP
UNIVERSITY

Winthrop University

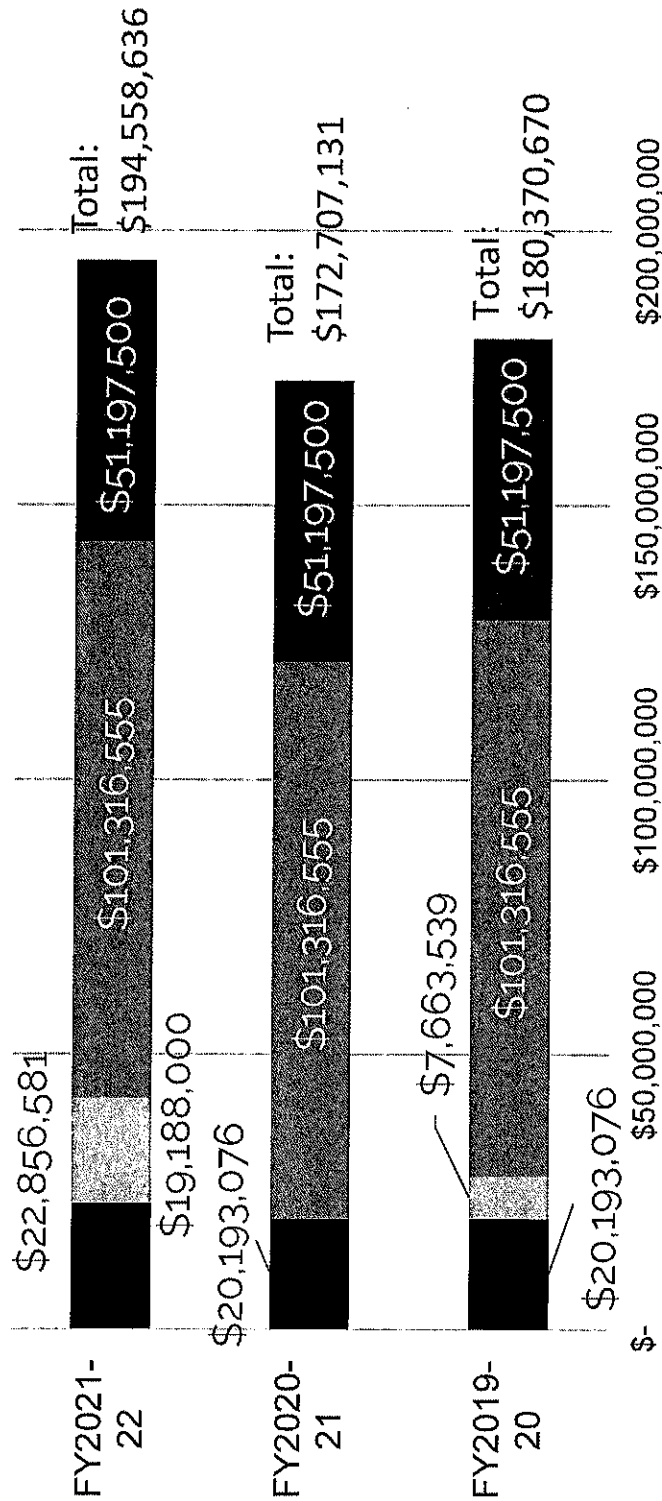
Budget Request 2023-2024





WINTHROP
UNIVERSITY

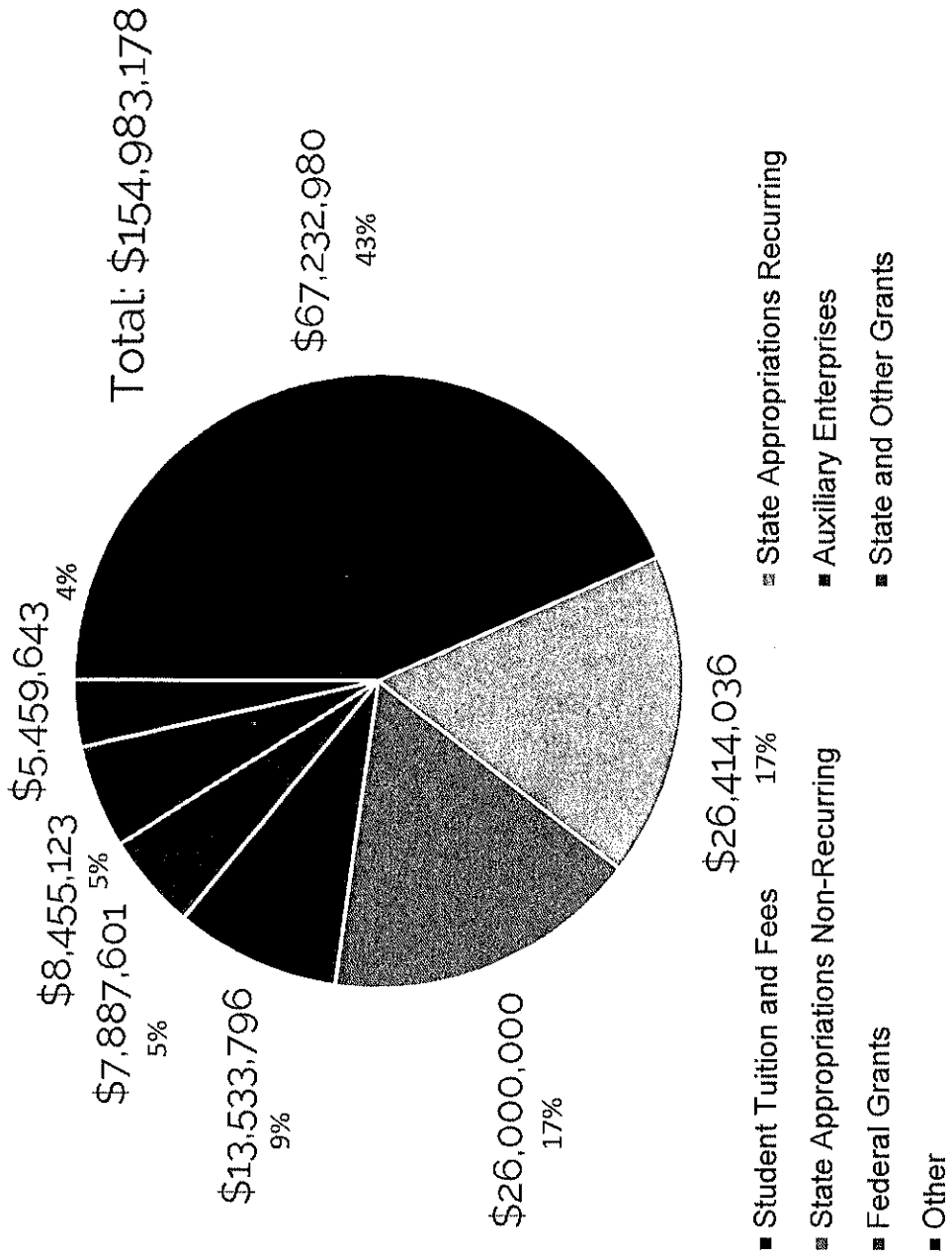
Appropriations History



Recurring
 Non-Recurring/Capital
 Other Funds
 Federal Funds



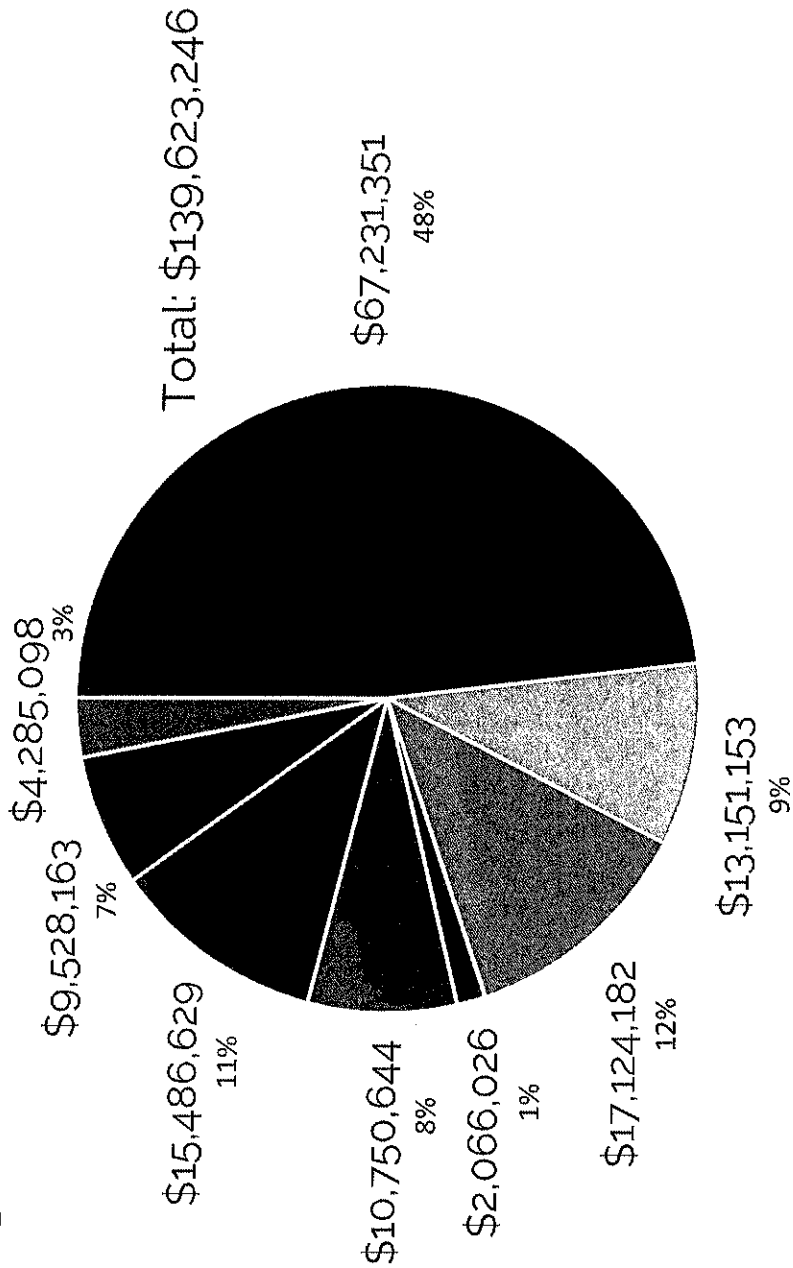
FY 23 Projected Current Revenue





WINTHROP
UNIVERSITY

FY 23 Projected Current Expenses



- Instruction and Instructional Support
- Physical Plant (less than revenue appropriation due to timing of projects)
- Auxiliary Enterprise (including debt & \$2.5M non-recurring)
- Research
- Public Service
- Student Services
- Institutional Support
- Debt Service (institutional and athletic)



Recurring Request

Request	Amount	Description
Tuition Mitigation	\$2.75M	<ul style="list-style-type: none"> Support requested from the State in order for Winthrop to keep undergraduate tuition and fees flat for our undergraduate students
eSports Program Support	\$0.5M	<ul style="list-style-type: none"> Support to continue to grow and invest in the eSports program including new space/facility, primarily in support of creating a JV team
Operational Support for STEAM Disciplines	\$1.5M	<ul style="list-style-type: none"> In support of Winthrop's commitment to promote access and degree attainment and to enhance the learning experience for our students, funding is requested to support students in the STEAM fields by continuing to provide up-to-date software, digital security, new digital equipment/technology. This includes GIS (Geographic Information Systems) and ability to leverage artificial intelligence to advance personalized medicine and overall economic development



Non-Recurring Request

Request	Amount	Description
Instructional Scientific Equipment	\$1.7M	<ul style="list-style-type: none">• While Winthrop has allocated funds to replace instructional equipment, heavy use of the equipment continues to outpace our ability to replace items
		<ul style="list-style-type: none">• Winthrop procured roughly half of recently identified equipment needs (\$2M of \$4M in needed equipment upgrades) through a Master Lease in 2019, the costs of which were absorbed into our E&G expenses
		<ul style="list-style-type: none">• While Winthrop has been successful in obtaining some grants to supplement institutional funds, such grants do not provide the consistent support needed for ongoing maintenance and replacement



WINTHROP
UNIVERSITY

Non-Recurring Request

Request	Amount Requested	Description of Request
Infrastructure Projects	\$9.0M	<ul style="list-style-type: none">Boiler Plant & Chiller Plant renovations to replace aging equipment and increase redundancies
Tillman Renovation	\$10.0M	<ul style="list-style-type: none">Renovations to electrical, HVAC, plumbing, ADA/accessibility, building envelope, elevator, and interior finishes
Academic Strategic Programs	\$5.0M	<ul style="list-style-type: none">Placeholder to support new President's work on Academic Master Plan and associated changes to programming, including growth/new programs
Strategic Repair & Renovations	\$11.5M	<ul style="list-style-type: none">Building mechanical & HVAC, fire alarm replacements, deferred maintenance, and eSports space



General Provisos

Winthrop requests to keep:

117.7	Fee Increases
117.8	State Institutions – Revenues & Income
117.11	Fixed Student Fees
117.14	FTE Management
117.15	Allowance for Residences & Compensation Restrictions
117.16	Universities & Colleges – Allowance for Presidents
117.20	Travel – Subsistence Expenses & Mileage
117.29	Base Budget Analysis
117.44	Parking Fees
117.46	Insurance Claims
117.58	Purchase Card Incentive Rebates
117.70	Reduction in Force/Agency Head Furlough
117.71	Printed Report Requirements
117.82	Bank Account Transparency & Accountability
117.110	Information Technology & Information Security Plans
117.117	Statewide Strategic Information Technology Plan Implementation

Winthrop has submitted no proviso requests.



WINTHROP
UNIVERSITY

Appendix



Student Enrollment- Fall 2022

Total Enrollment is 4,712 (a decrease from 5,174 in Fall 2021)

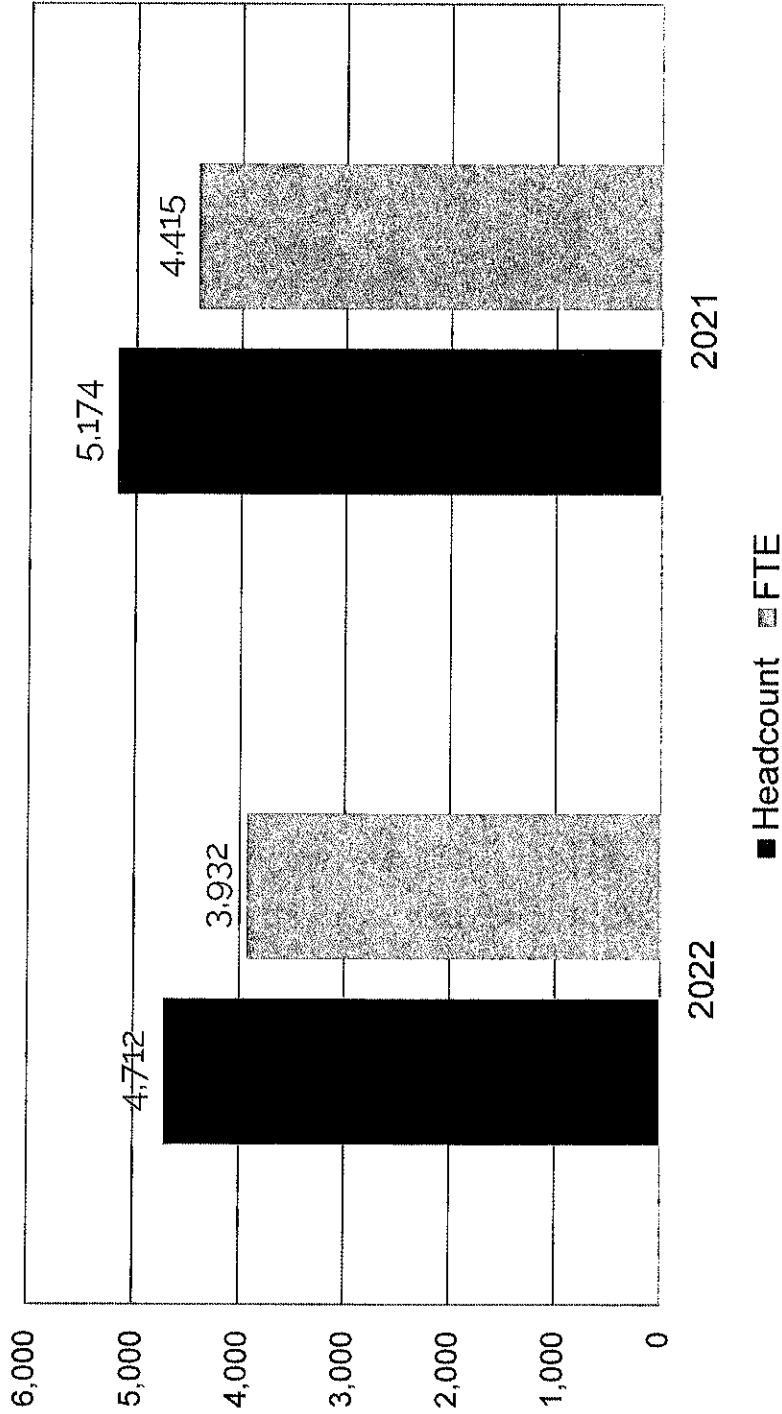
	HeadCount	In-State %
Undergraduate	3,741	89.7%
Graduate	971	69.9%
Total	4,712	85.6%

- Fall First-Time Undergraduate Cohort of 709
- Undergraduate Retention Rate of 67.0% (2021 cohort)
- Undergraduate 6-year Graduation Rate of 60.9% (2016 cohort)
- Student Placement Rate of 90%



Student Enrollment

Student Enrollment Headcount vs. FTE,
2021 vs. 2022

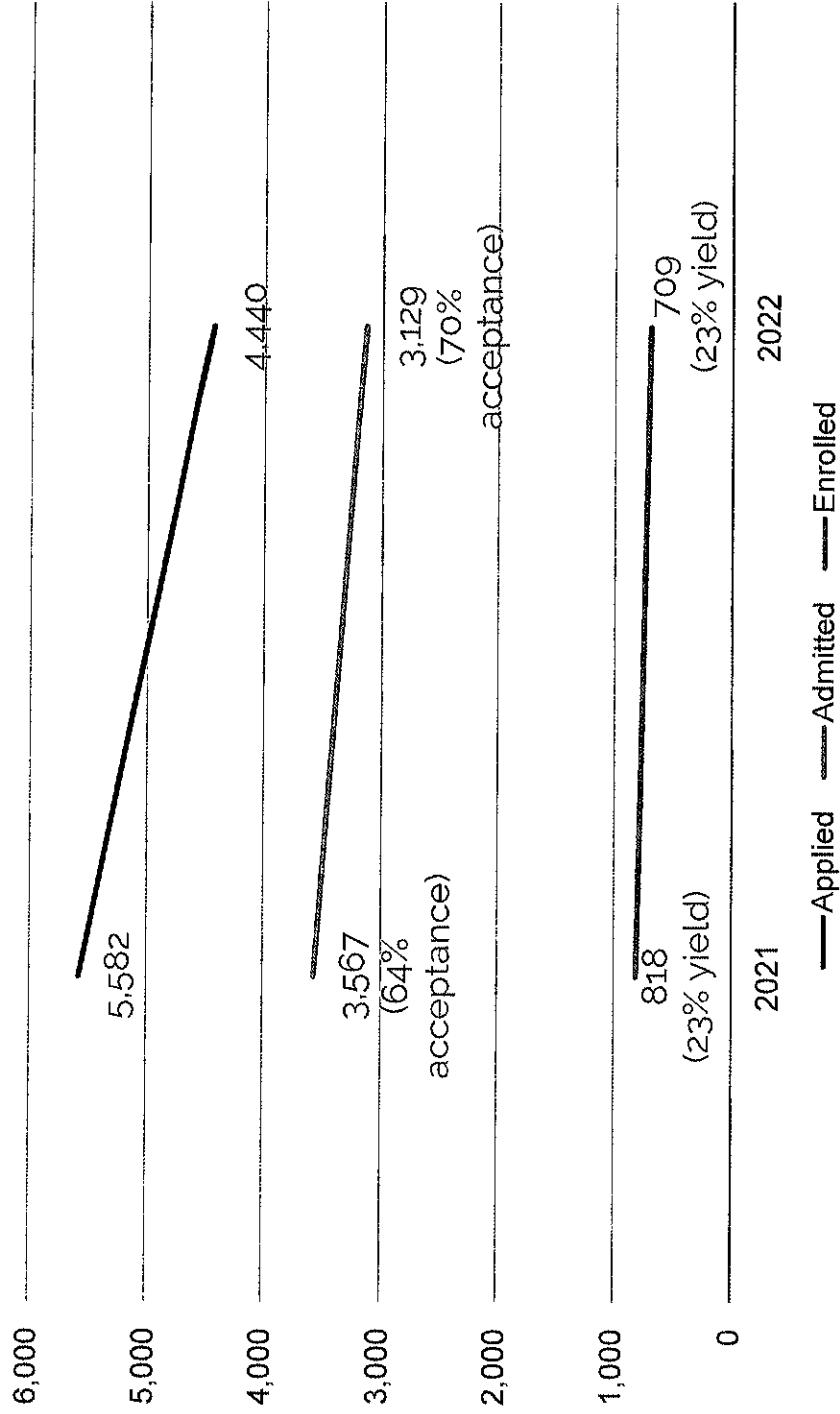


Official data as reported to CHE. FTE calculated using CHE methodology. Fall 2022 FTE enrollment is preliminary.



Student Enrollment (con't)

Applied, Admitted, Enrolled Students, 2021 vs. 2022

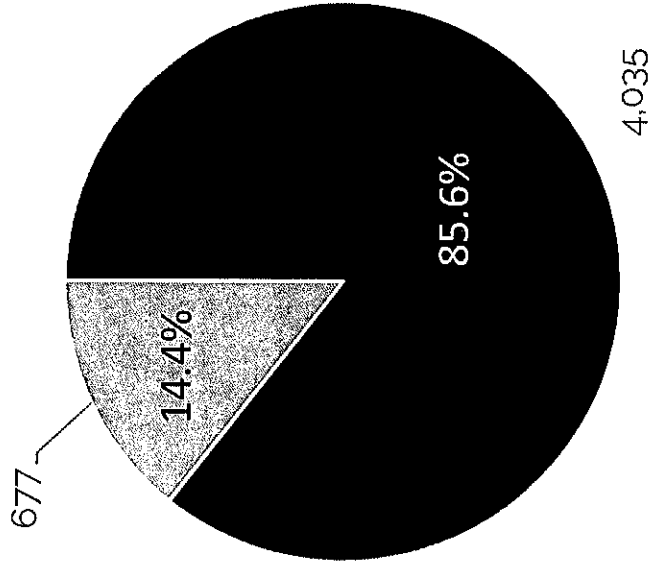


Admissions standards for first-time entering freshmen reported to CHE annually.

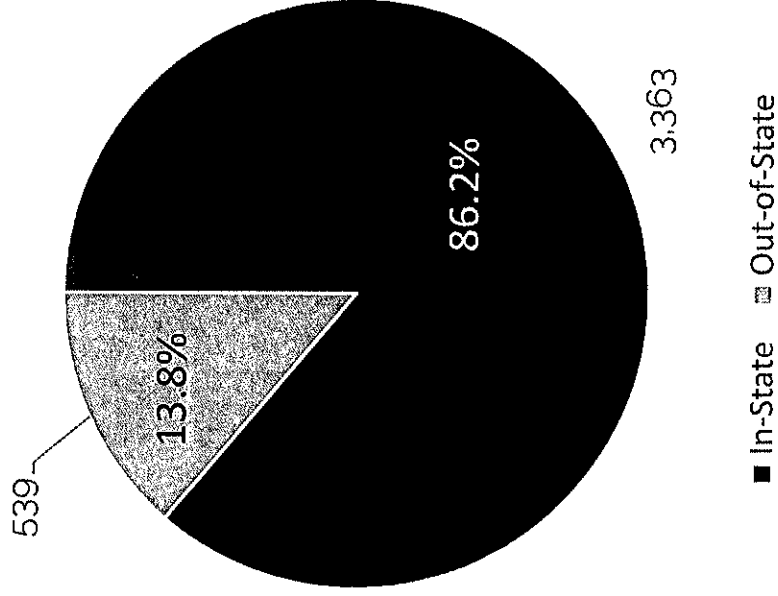


Fall 2022 Enrollment by Residency

Headcount Enrollment by Residency



FTE Enrollment by Residency



■ In-State ■ Out-of-State

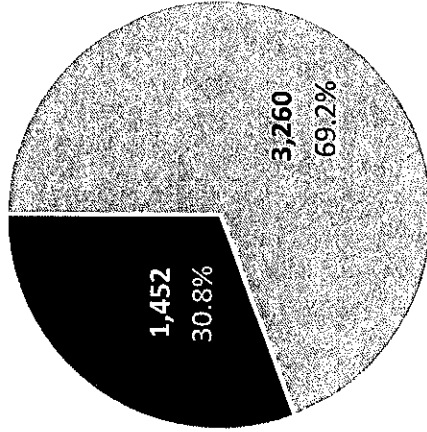
■ In-State ■ Out-of-State

FTE is calculated using the Common Data Set methodology.



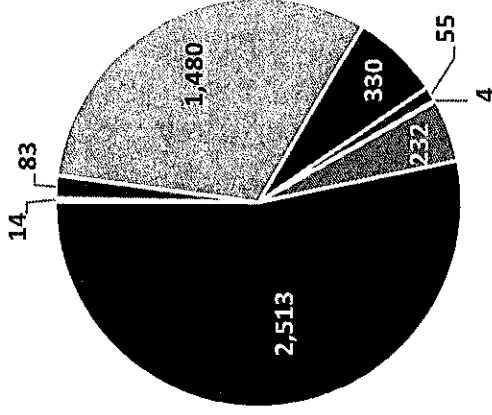
Fall 2022 Enrollment by Demographics

Enrollment by Gender



■ Female ■ Male

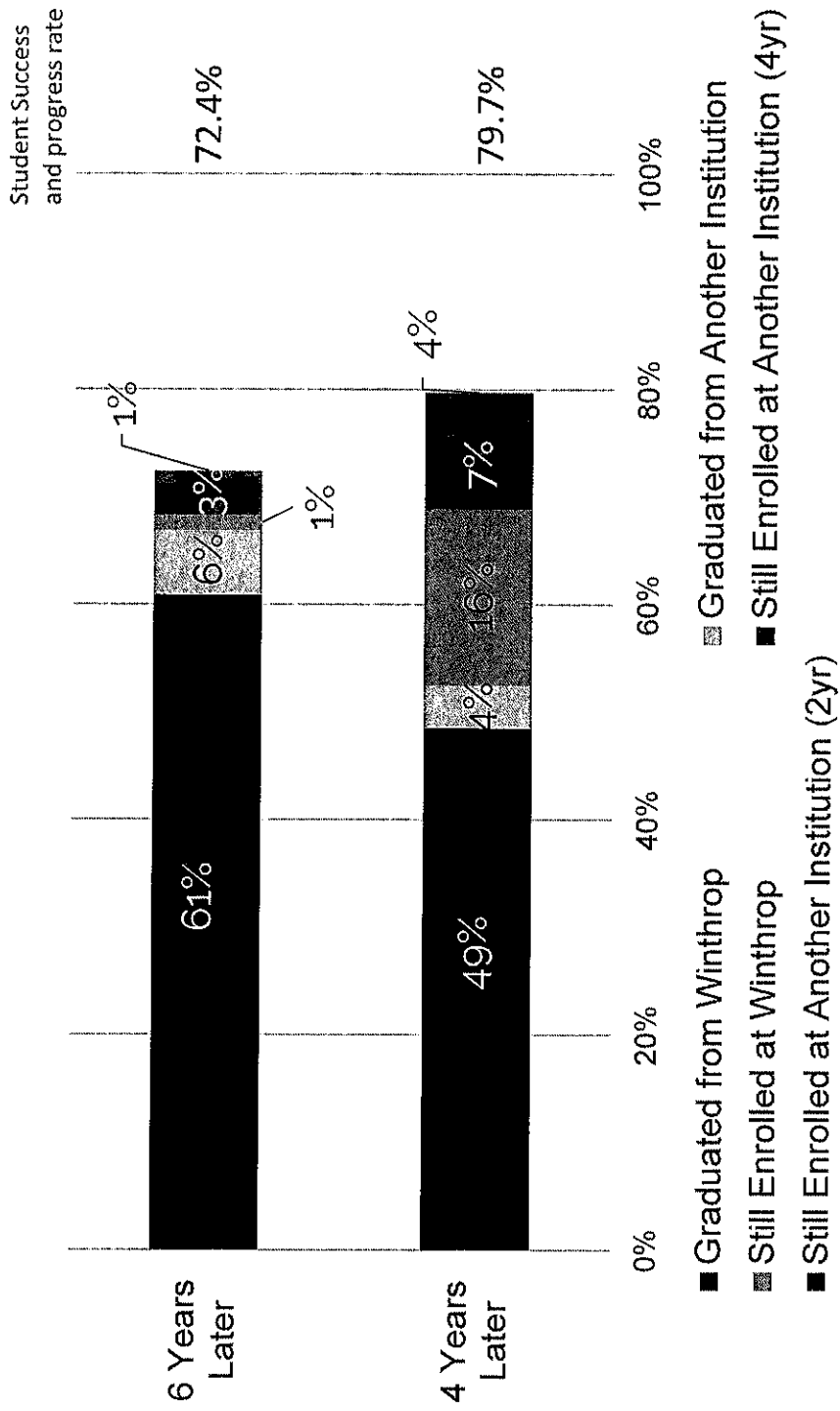
Enrollment by Race/Ethnicity



■ American Indian or Alaska Native, 14
■ Black or African American, 83 or 1.8%
■ Hispanic or Latino, 1,480 or 31.4%
■ International, 55 or 1.2%
■ Native Hawaiian or Other Pacific Islander, 4
■ Two or More Races, 232 or 4.9%
■ White, 2,513 or 53.3%



Graduation Data



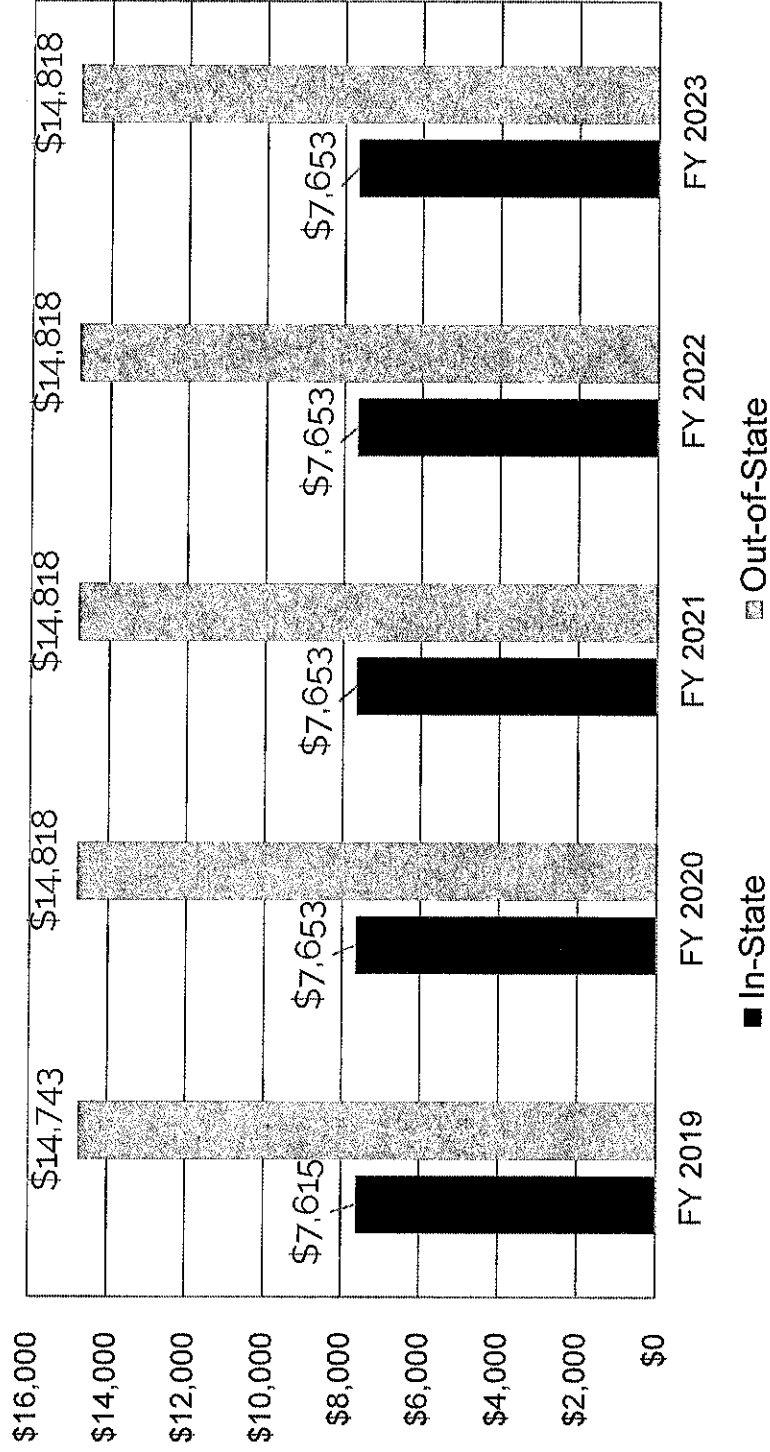
Source: National Student Clearinghouse Report and Winthrop Graduation Rate Data as reported to IPEDS.



WINTHROP UNIVERSITY

Tuition and Fees Per Semester, Undergraduate

FY18 - FY19 Increase 2.4%	FY19 - FY20 Increase 0.5%	FY20 - FY21 Increase 0%	FY21 - FY22 Increase 0%	FY22 - FY23 Increase 0%
---------------------------------	---------------------------------	-------------------------------	-------------------------------	-------------------------------





2022-23 Tuition & Fee Schedule, Undergraduate

Full-time Undergraduate Fees per Semester *	Resident	Non-Resident
E & G Operating	\$6,165	\$12,744
Information Technology	\$155	\$155
Student Activity	\$790	\$790
Debt Service Institutional Bonds (tuition)	\$521	\$1,107
Debt Service Revenue Bonds (athletic)	\$22	\$22
Total	\$7,653	\$14,818
% Increase from Previous Year	0.0%	0.0%

*Based on 12 or more credit hours



2022-23 Tuition & Fee Schedule, Graduate

Full-time Graduate Fees per Semester *	Resident	Non-Resident
E & G Operating	\$6,325	\$12,976
Information Technology	\$155	\$155
Student Activity	\$790	\$790
Debt Service Institutional Bonds (tuition)	\$521	\$1,107
Debt Service Revenue Bonds (athletic)	\$22	\$22
Total	\$7,813	\$15,050
% Increase from Previous Year	1.0%	1.0%

*Based on 12 or more credit hours



Scholarships & Grants

2020-21

	Dollars
FEDERAL	
PELL Grant	\$8,160,162
SEOG Grant	\$350,153
TEACH	\$201,954
Total	\$8,712,269
STATE	
LIFE Scholarship	\$8,035,080
Palmetto Fellows Scholarship	\$1,481,820
HOPE Scholarship	\$750,791
SC Need Based Grant	\$4,586,627
SC Need Based Grant - CTP Students	\$74,918
National Guard Grant	\$42,750
Teaching Fellows (loan forgive w/ work in-state)	\$773,237
SC Foster Care Youth Program	\$6,000
Total	\$15,751,223
INSTITUTIONAL SCHOLARSHIPS & GRANTS	
Merit	\$6,567,871
Athletic & Talent	\$2,113,578
Named Restricted	\$1,861,526
Public Service	\$2,106,927
Total	\$12,649,902



WINTHROP
UNIVERSITY

Annual Debt Service FY22-FY30

	Original Principal Issue Amount	Principal Balance Remaining 06/30/22	FY2023 Annual Debt Service	FY2024-2030 Annual Debt Service
STATE INSTITUTION BONDS				
Repayment Source -				
Student Debt Service Fees				
Series 2012D State Institution Bond (To refund \$14.7M of State Institution Bonds Series 2001B5, 2003C, 2004A1 and 2005B)	13,140,000	0	0	0
Series 2012E State Institution Bond (To renovate, repurpose, and perform other deferred maintenance projects on campus)	2,245,000	465,000	242,775	240,875
Series 2013A State Institution Bond (To renovate, repurpose, and perform other deferred maintenance projects on campus)	3,045,000	1,195,000	323,400	964,300
Series 2016B State Institution Bond (a) (To refund \$23.7M of State Institution Bonds Series 2005B, 2006A, 2008B and 2009A)	20,290,000	14,920,000	3,541,000	13,857,500
Subtotal State Institution Bonds	\$ 52,570,000	16,580,000	4,107,175	15,062,675

(a) This debt was issued to refund outstanding General Obligation Bonds Series 2005B, 2006A, 2008B and 2009A. The University completed the refunding to reduce total debt service payments over the next 13 years by \$3,425,502.

ATHLETIC FACILITY BONDS

Repayment Source -
Student Debt Service Fees

Subtotal Athletic Facilities
Revenue Bonds

	0	0	0	0
--	---	---	---	---



Annual Debt Service FY22-FY30

	Original Principal Issue Amount	Principal Balance Remaining 06/30/22	FY2023 Annual Debt Service	FY2024-2030 Annual Debt Service
--	--	---	----------------------------------	---------------------------------------

HIGHER EDUCATION FACILITIES

Repayment Source - Auxiliary Revenues

Series 2016A Higher Ed Fac Rev Bonds (b)
(To refund \$7,275,000 of Higher Ed Rev Bonds
Series 2009A and 2011)

Series 2016B Taxable Higher Ed Fac Rev Bonds (c)
(To refund \$1,335,000 of Taxable Higher Ed Rev Bonds
Series 2009B)

Subtotal Higher Education
Facilities Revenue Bonds

\$ 9,100,000 1,885,000 1,354,936 572,651

(b) This debt was issued to refund outstanding Higher Ed Facility Revenue Bonds Series 2009A and 2011.
The University completed the refunding to reduce total debt service payments over the next 8 years by \$476,192.

(c) This debt was issued to refund outstanding Taxable Higher Ed Facility Revenue Bonds Series 2009B.
The University completed the refunding to reduce total debt service payments over the next 8 years by \$200,309.

NOTES PAYABLE

Note Payable to SC Office of Regulatory Staff (ORS)
(To upgrade 4-court lighting in West Center
to LED and allow for auto dimming/off)

Repayment Source - General Operating Funds

Subtotal Notes Payable

\$ 61,505 39,295 8,216 32,864

STATE MASTER LEASE PROGRAM

Repayment Source -

Student Debt Service Fees

S2M FY18 Instructional Equip M Lease
(WFargo - To purchase University instructional
equipment for: Exercise Sci, West Ctr Gym,
CVPA, ATS & Sci, Lowenstein)

Subtotal Master Leases Payable

\$ 2,000,000 910,247 322,623 645,245

\$ 6,000,000 910,247 322,623 645,245

\$ 67,731,505 19,414,542 5,802,950 16,313,435

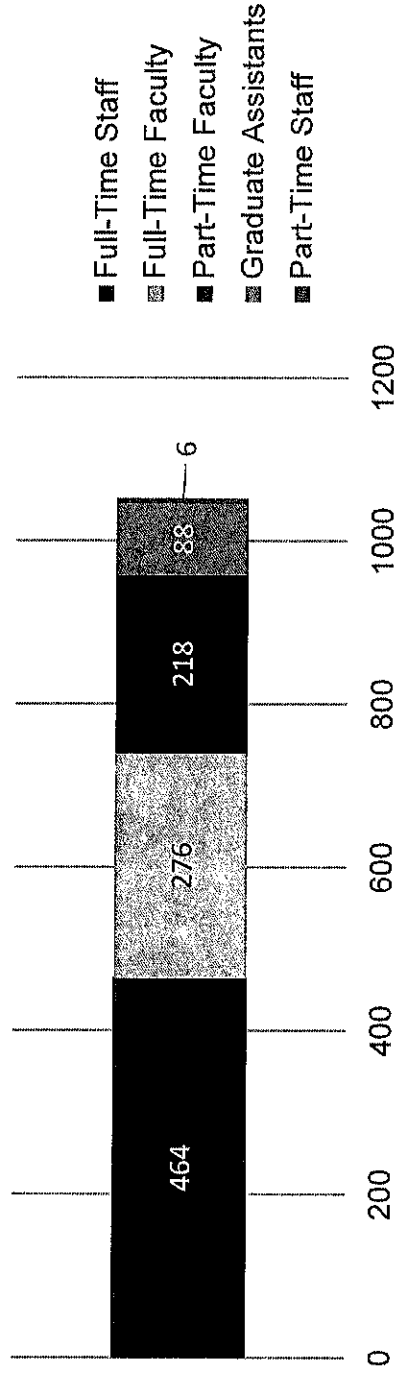
TOTAL DEBT SERVICE PAYMENTS



Employees

Winthrop has 1,052 employees and a total annual payroll of \$52.9M.

- Given recent enrollment declines, less than half of the vacant positions are included in the FY23 Annual Budget



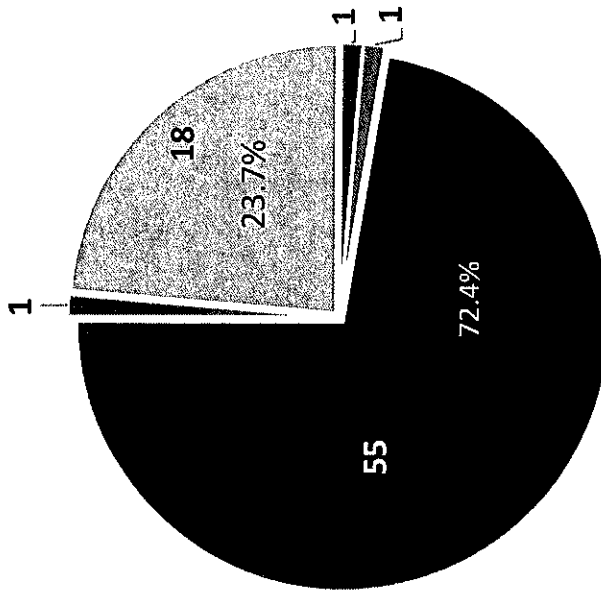
	Authorized	Vacant
State	442.96	112.26
Federal	6.8	1.18
Other	365.02	102.13
Total	814.78	215.576



WINTHROP
UNIVERSITY

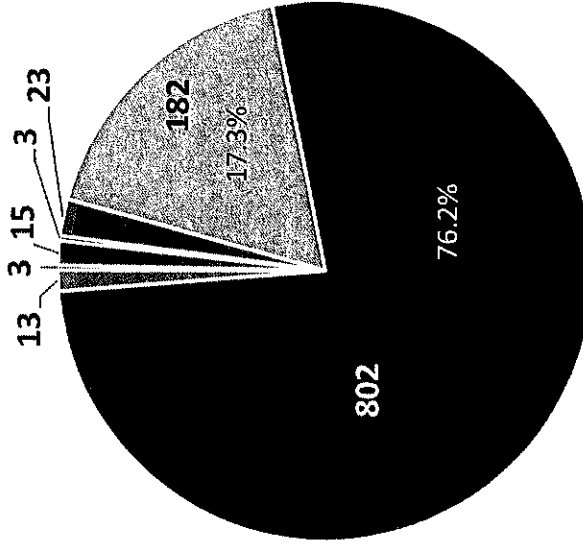
Fall 2021 Employee Diversity

Administration Headcount by Race/Ethnicity



- Non Resident Alien
- Black or African American
- Hispanic
- White

Total Employee Headcount by Race/Ethnicity



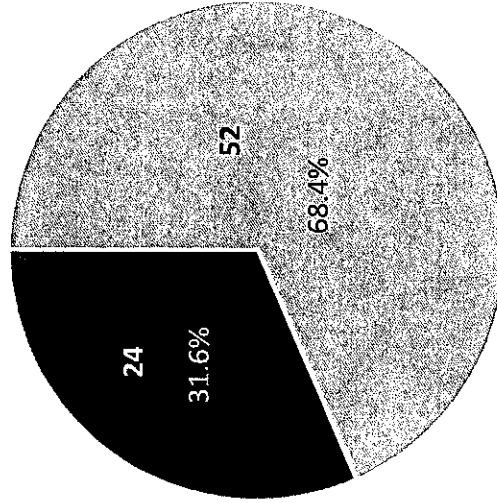
- American Indian/Alaskan
- Two or More Races
- Asian

Official data as reported to IPEDS.

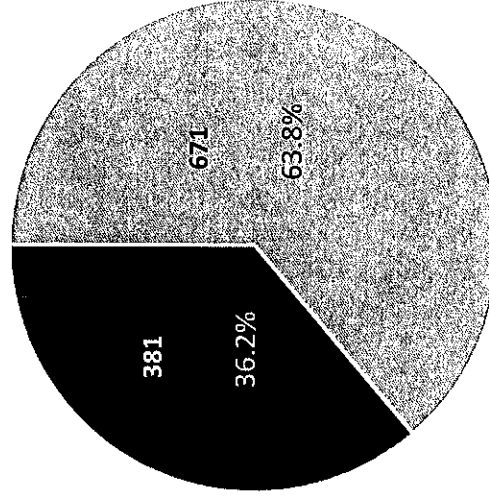


Fall 2021 Employee Diversity - Gender

Administration Headcount
by Gender



Total Employee Headcount
by Gender



■ Female ■ Male



4% Tuition Waivers & Abatements

4% Waivers	2019-20		2020-21		2021-22				
	Students	R NR	Students	R NR	Students	R NR			
Freshman	47	37	10	57	51	6	49	44	5
Sophomore	38	30	8	41	37	4	43	38	5
Junior	49	38	12	38	34	4	32	29	3
Senior	56	44	12	34	30	4	30	27	3
Total	190	149	41	170	152	18	154	138	16

Full Abatements	2019-20		2020-21		2021-22					
	Students	R NR	Students	R NR	Students	R NR				
Freshman	117	0	117	0	106	0	106	95	0	95
Sophomore	90	0	90	128	0	128	0	131	0	131
Junior	119	0	119	133	0	133	0	132	0	132
Senior	101	0	101	157	0	157	0	135	0	135
Total	427	0	427	410	0	410	0	392	0	392

Partial Abatements	2019-20		2020-21		2021-22				
	Students	R NR	Students	R NR	Students	R NR			
Freshman	0	0	0	2	0	2	0	0	0
Sophomore	0	0	0	2	0	2	0	0	0
Junior	0	0	0	3	0	3	0	0	0
Senior	0	0	0	18	0	18	0	0	0
Total	0	0	0	23	0	23	0	0	0



Capital Projects

- **Music Conservatory/Byrnes Auditorium**
Project number is 9579
Funded by capital reserve funds (recently restarted)
Current Capital Reserve balance is \$3,513,905
Current Other Funding balance is \$650,000
- **Byrnes Fire Restoration**
Project number is 9580
Funded by other funds (institutional capital project funds)
Current balance is \$4,962,093
- **General Building Infrastructure/Building Envelope Upgrade**
Project number is 9581
Funded by capital reserve funds
Current balance is \$563,391



Capital Projects, Continued

- **High Voltage Electrical Substation/System Upgrade**
Project number is 9582
Funded by EDA grant and capital reserve funds
Current Capital Reserve balance is \$495,968
Current Federal Funding balance is \$1,207,875
- **Steam, Replacement of Underground Steam**
Project number is 9584
Funded by capital reserve funds
Current balance is \$2,073,073
- **Fire Alarm Replacement/Upgrade**
Project number is 9585
Funded by capital reserve funds
Current balance is \$1,528,722



Capital Projects, Continued

- **Joynes Hall Interior Renovations**
Project number is 9586 (on hold)
Funded by donation through Foundation
Current balance is \$1,021,689
- **Lee Wicker Hall Auxiliary Bldg. Infrastructure & Envelope Upgrade**
Project number is 9587, phase 1
Funded by auxiliary net position/auxiliary debt
Current balance is \$3,656
- **Phelps Hall Auxiliary Bldg. Infrastructure & Envelope Upgrade**
Project number is 9588, phase 1
Funded by auxiliary net position/auxiliary debt
Current balance is \$2,256



Capital Projects, Continued

- **Lee Wicker Hall Auxiliary Bldg. Mechanical System Replacement**

Project number is 9589, phase 1 (on hold)
Funded by donation through Foundation
Current balance is \$78,000

- **Architect Detail Repairs/Replacement Bancroft/McLaurin**

Project number is 9590
Funded by capital reserve funds
Current balance is \$1,183,350

- **General Building Mechanical System Replacement/Upgrade**

Project number is 9591
Funded by capital reserve funds
Current balance is \$986,700



Capital Projects, Continued

- **Oil Tank Removal Project**
Project number is 9592
Funded by capital reserve funds
Current balance is \$1,190,020
- **General Building Infrastructure and Building Envelope Upgrade**
Project number is 9593
Funded by capital reserve funds
Current balance is \$4,093,547
- **Campus E&G/Wi-Fi Building Wi-Fi Upgrade**
Project number is 9594
Funded by state appropriated & auxiliary housing net position
Current State Appropriation balance is \$1,944,280
Current Auxiliary balance is \$669,607



Capital Projects, Continued

- **Demolition for Wofford Hall (Residence Hall)**
Project number is 9595
Funded by state appropriated & auxiliary housing
net position
Current State Appropriation balance is \$3,000,000
Current Auxiliary balance is \$571,896
- **Demolition for Richardson Hall (Residence Hall)**
Project number is 9596
Funded by state appropriated & auxiliary housing
net position
Current State Appropriation balance is \$3,000,000
Current Auxiliary balance is \$573,046



WINTHROP
UNIVERSITY

Capital Projects, Continued

- **Rutledge & DiGiorgio Fire Sprinkler Repairs**
Project number is 9598
Funded by state appropriated funds
Current State Appropriation balance is \$360,602
- **Dacus Library & Dinkins Hall Renovation**
Project number is 9599
Funded by state appropriated funds
Current State Appropriation balance is \$75,000
- **Science Building Renovation (Sims & Dalton)**
Project number is 9600
Funded by capital reserve funds
Current balance is \$135,000



Capital Projects, Continued

- **Tillman Hall/Withers Fancoil HVAC Unit Replacement**

Project number is 9601

Funded by state appropriated funds

Current State Appropriation balance is \$600,000

- **Winthrop Coliseum Lighting & Sound**

Project number is 9602

Funded by state appropriated funds

Current State Appropriation balance is \$400,000



Capital Projects, Continued

- **CULP Chiller Plant Study, Retro-Commissioning Repair**

Project number is 9603, phase 1

Funded by state appropriated funds

Current State Appropriation balance is \$174,665

- **DiGiorgio Campus Center Plaza Replacement**

Project number is 9604

Funded by state appropriated funds

Current State Appropriation balance is \$1,300,000



WINTHROP
UNIVERSITY

Maintenance

Winthrop addresses maintenance needs by the following methods:

- Facilities maintains a rolling project list that includes facility maintenance and repair needs.
- Campus constituents fill out a project request form, which includes project details such as roof repairs and replacement, fire alarm replacements, painting, electrical and small facility changes to accommodate programs.
- These projects are given budget estimates and prioritized by senior leadership to complete as time and funding permits.
- Approximate cost to bring all buildings (E&G and Aux) to 80% building condition score is about \$33M (using fall 2022 IRF replacement costs)