



**FIRST
STEPS**
SOUTH CAROLINA



South Carolina
**Early Childhood
Advisory Council**

2018-2019 ANNUAL REPORT

90%

OF BRAIN ARCHITECTURE
IS BUILT BY

AGE 5

BEFORE KINDERGARTEN

YOUNG CHILDREN'S BRAINS ARE
BUILT BY NURTURING RELATIONSHIPS
AND SAFE AND STIMULATING
LEARNING ENVIRONMENTS



IN THE LIVING ROOM OF HER PARENTS' HOUSE in Cherokee County, a working mom without a home of her own sings nursery rhymes to her infant son while she changes his diaper. As he gazes up at her face, she locks eyes with him and smiles. She knows that the “serve and return” interaction as she sings or talks and he coos is actively building his brain. The mother and son are each wearing a special recording device that tracks the frequency and quality of their interactions, a kind of verbal pedometer called LENA. A parent educator visits the family in their home once a week, showing the mom how she’s doing, capturing her week-

to-week status on easy-to-understand visuals charting her progress, encouraging and educating her about all the different ways she can communicate with her youngest child. Her two-year-old feels the benefit of this intensive focus on literacy as well.

It’s all part of a First Steps program operated locally and funded with state and private funds. It’s an investment in South Carolina’s future.

With 90% of a child’s brain developed by age five, there is no better investment of a public dollar than in evidence-based, early childhood programs and services. Over the last 20 years, South Carolina First Steps has reached over 1 million children and parents. That reach has increased in recent years. In fact, over the last five years, there has been a 24% increase in engagement of eligible families in First Steps services.

Our programs are working. Children who participated in First Steps programs were 74% more likely to score at the highest level of readiness when entering kindergarten when compared to their like peers who did not receive First Steps services. And children who participated in First Steps 4K gained skills and abilities across six critical areas of development, with progressive gains showing up at each assessment interval throughout their pre-K 4 year.

This year’s annual report is special in many ways. It not only serves as a retrospective on the past year but on the last twenty, as we celebrate two decades of impact. This report is perhaps our most data-driven publication to-date, as we embrace the value of measuring impact and establish a research agenda for the years to come. And every photograph you’ll see is a real one. A visual reminder of the thousands of parents, caregivers, teachers, home visitors, and state and local leaders whose commitment to the children of South Carolina ensures the future success of our state.

Thank you for reading this report. And for your investment in South Carolina.

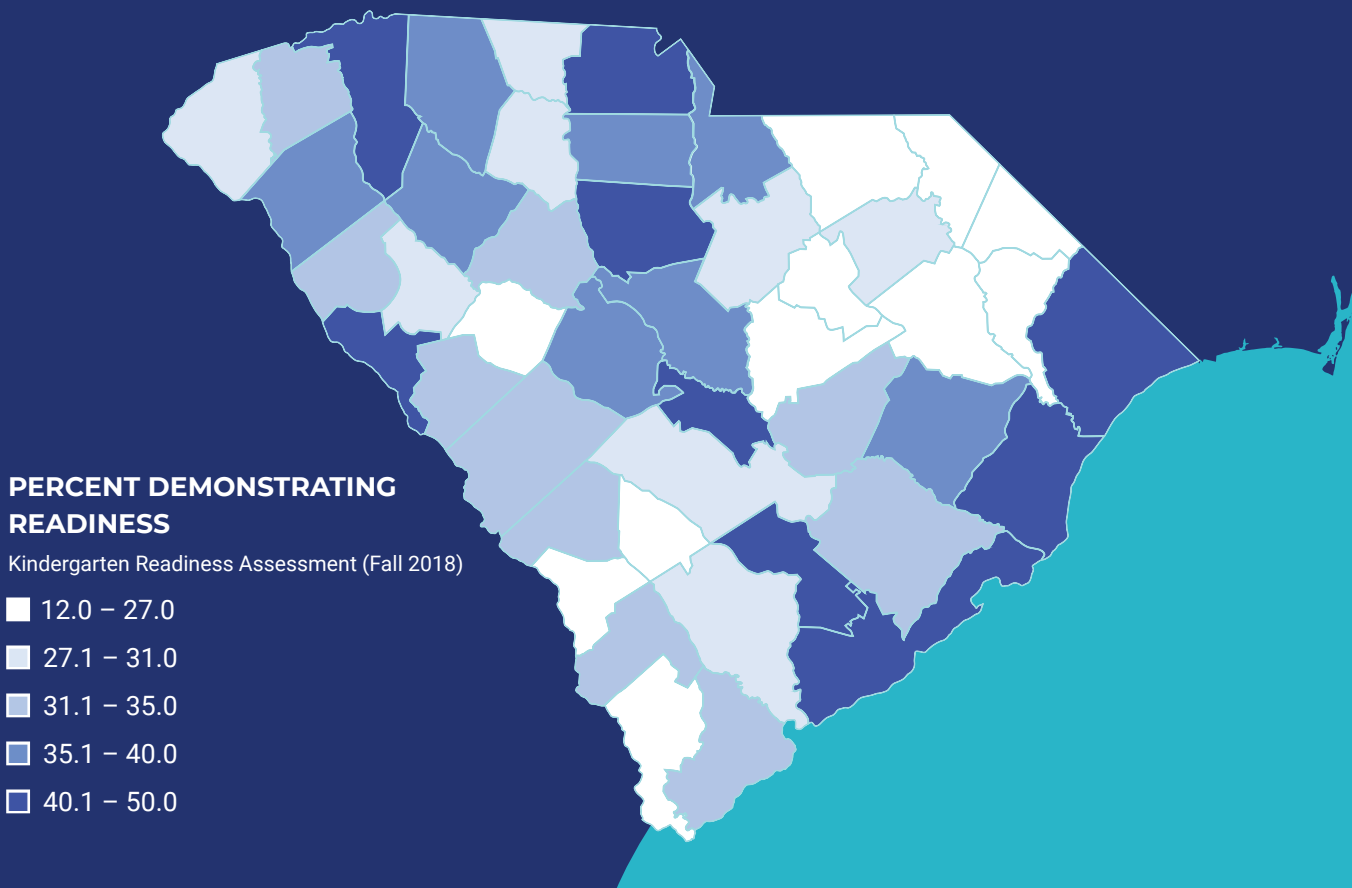
A handwritten signature in blue ink that reads "Georgia Mjartan".

Georgia Mjartan
Executive Director
South Carolina First Steps

CONTENTS

1	A MESSAGE FROM THE EXECUTIVE DIRECTOR
3	OUR CALL TO ACTION
5	OUR MISSION AND APPROACH
6	OUR RESULTS
8	OUR LOCAL PARTNERSHIPS
10	OUR PROGRAMS
12	SPOTLIGHT ON PARENTING
14	SPOTLIGHT ON CHILD CARE
16	SPOTLIGHT ON COUNTDOWN TO KINDERGARTEN
18	SPOTLIGHT ON COMMUNITY BUILDING
20	SPOTLIGHT ON FIRST STEPS 4K
24	FINANCES
26	BOARD OF TRUSTEES
28	EARLY CHILDHOOD ADVISORY COUNCIL
30	20TH ANNIVERSARY
32	NEXT STEPS
	APPENDICES
	CITATIONS

OUR CALL TO ACTION



**TOO FEW SOUTH CAROLINA CHILDREN
ARE GETTING WHAT THEY NEED TO
BUILD THEIR BRAINS:**

**ONLY
37%**

**OF ENTERING KINDERGARTNERS WERE
READY FOR SCHOOL
IN FALL 2018**



IN SOUTH CAROLINA

CHILDREN ARE AT-RISK

MORE THAN
53%
OF CHILDREN
AGES 0-5
ARE MEDICAID ELIGIBLE

38%
OF CHILDREN
AGES 0-5 LIVE
IN A SINGLE
PARENT HOUSEHOLD

PARENTS NEED SUPPORT

13%
OF LIVE BIRTHS IN 2018
WERE TO MOTHERS WITH
LESS THAN
A HIGH SCHOOL EDUCATION

11%
OF CHILDREN
AGES 0-5 WERE NOT
TOLD STORIES OR SANG TO
ANY DAY OF THE PAST WEEK

ACCESS TO QUALITY CHILD CARE IS LIMITED

54%
OF CHILDREN AGES 3-4
ARE NOT ENROLLED
IN NURSERY SCHOOL OR
PRESCHOOL

42%
OF PEOPLE
LIVE IN A
CHILD CARE DESERT

EARLY CHILDHOOD IS THE GREATEST SINGLE PUBLIC INVESTMENT

20 YEARS AGO, SOUTH CAROLINA CREATED FIRST STEPS TO BE THAT INVESTMENT

OUR MISSION

South Carolina First Steps works collaboratively to ensure that all children start school ready to reach their highest potential with engaged support from their parents, caregivers, and communities. As both a state agency and a 501(c)(3) nonprofit, we work with public and private partners statewide to support the success of children from birth through five. Together, we provide:



HIGH QUALITY PROGRAMS
AND SERVICES FOR
CHILDREN AND FAMILIES



INTENSIVE TRAINING,
RESOURCES AND SUPPORT FOR
CHILDCARE PROVIDERS

OUR APPROACH



MOBILIZING COMMUNITIES

We have a presence in every county.

Through a network of 46 nonprofit affiliates called *local partnerships* we equip communities with the funding and resources to address local needs.

Learn more on page 8.



EXPANDING ACCESS

In addition to the offerings of the state's public school districts and Head Start providers, we provide parents the opportunity to enroll their eligible children in a free quality 4K program through our network of private, community and faith-based preschool providers. *Learn more on page 20.*



WORKING TOGETHER

As the home of the Early Childhood Advisory Council (ECAC), we are the connector and convener of all early childhood agencies. Composed of state-level leaders, the ECAC works to develop and implement a coordinated, comprehensive system for early childhood services in our state. *Learn more on page 28.*



IN 2018-2019, SOUTH CAROLINA FIRST STEPS DIRECTLY SERVED

28,427

CHILDREN

AND REACHED AN ADDITIONAL

41,000

CHILDREN IN CLASSROOMS*

*an estimate based on the number of children enrolled in child care centers participating in First Steps
child care quality enhancement, child care training, and 4K programs



IN 2018-2019, BECAUSE OF FIRST STEPS

11,269

FAMILIES PARTICIPATED IN PARENT EDUCATION PROGRAMS, LEARNING THE STRATEGIES THEY NEED TO BE THEIR CHILD'S FIRST AND BEST TEACHER

3,614

CHILDREN WITH SUSPECTED DELAYS IN DEVELOPMENT RECEIVED SCREENINGS AND, WHEN APPROPRIATE, REFERRALS TO RELEVANT RESOURCES AND SUPPORT SERVICES

6,136

CHILD CARE PROVIDERS PARTICIPATED IN PROFESSIONAL DEVELOPMENT THAT WILL MAKE THE CHILDREN THEY SERVE MORE SUCCESSFUL

IN THE SUMMER OF 2019,

1,354

RISING KINDERGARTNERS AND THEIR PARENTS BUILT RELATIONSHIPS WITH THEIR FUTURE TEACHERS, DEVELOPING THE SKILLS AND CONFIDENCE THEY NEED FOR SUCCESS IN SCHOOL.

3,191

4-YEAR-OLDS ATTENDED FIRST STEPS 4K PROGRAMS IN SAFE, NURTURING LEARNING ENVIRONMENTS AT NO COST TO THEIR PARENTS



ACROSS THE STATE IN EVERY COUNTY, First Steps invests in high quality programs and services that help prepare young children for long-term success. Through a network of 46 county partnerships, each a local nonprofit, we equip communities with funding and resources to reach the state’s most at-risk children. Our partnership structure gives local leaders the ability to operate in a way that best meets the needs of local families.

LOCAL IMPACT

INDIVIDUALS SERVED DIRECTLY BY FIRST STEPS LOCAL PARTNERSHIPS

	CHILDREN	ADULT FAMILY MEMBERS
2016-17*	13,606	13,782
2017-18	27,697	76,435
2018-19	25,236	40,851

*Number of clients served through core functions not available

“First Steps local partnership services are closing the gap for children in poverty.”

— Institute for Families in Society, 2019

TARGETED PROGRAMS

FIRST STEPS utilizes a set of predisposing risk factors to identify children most at-risk for early school failure. Embedded in their communities, First Steps local partnerships can target children most likely to benefit from their programming and to ensure that intensive services are prioritized to the state's most at-risk children.

100%

OF CHILDREN SERVED INTENSIVELY IN 2018-2019
HAVE AT LEAST ONE RISK FACTOR

87%

HAVE TWO OR MORE RISK FACTORS

44%

HAVE FOUR OR MORE RISK FACTORS

For a list of risk factors associated with early school failure, see Appendix A.

RIGOROUS STANDARDS

In addition to being a nonprofit organization in good standing, each partnership must:

- » Be governed by a local board of key stakeholders
- » Abide by rigorous performance standards
- » Receive annual reviews of programs, financial operations, governance, and core functions
- » Receive an annual financial audit and participate in all First Steps evaluations
- » Leverage state funds by at least 15% and limit administrative expenses

COMPREHENSIVE SUPPORT

To facilitate the success of its local partnerships, First Steps provides technical assistance, consultation, and support through a team of dedicated program officers. With combined expertise in the areas of resource development and grant writing, evaluation and data management, parenting and home visiting, early education and child development, non-profit management and governance, and community and business engagement, this state team offers individualized and timely assistance to local partnership boards and staff across the state.

For more on local partnership performance and state office support, see Appendix B and C.



In 2018-2019, First Steps local partnerships leveraged \$16,743,000 from sources outside of state government. That's \$1.16 for every state dollar invested.

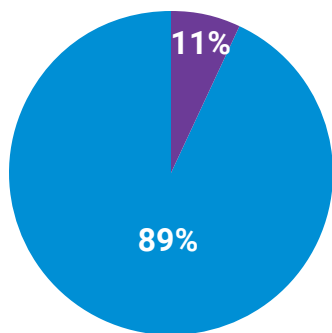


STATEWIDE, FIRST STEPS offers a range of services that improve children’s health, strengthen families, expand access to quality child care, and help transition rising kindergartners into school. Because each community is different, each First Steps local partnership tailors its offerings based on a local determination of needs and resources. On average, each local partnership administers 5 to 6 programs annually.

INVESTING IN QUALITY

EXPENDITURES OF STATE FUNDS BY PROGRAM TYPE, 2018-2019

State law requires at least 75% of state-appropriated program funds to be used for evidence-based programs. Up to 25% of funding may be used for investments in innovative, evidence-informed practices.



89% — EVIDENCE-BASED PROGRAMS
11% — EVIDENCE-INFORMED PROGRAMS

IN THE LAST YEAR,

14,156 11,396

CHILDREN AND

FAMILIES

WERE SERVED THROUGH FIRST STEPS
EVIDENCE-BASED PROGRAMMING

For a comprehensive list of evidence-based and evidence-informed programs offered by First Steps local partnerships, see Appendix D.
For programs offered by county, see Appendix E.



An \$11,000 award to Spartanburg County First Steps helped expand the Palmetto Basics, a community awareness campaign designed to promote strong parenting practices

PROMOTING INNOVATION

IN 2018-2019, for the first time in nearly a decade, South Carolina First Steps implemented a statewide competitive grant process to advance innovative practices among First Steps local partnerships. Eight Early Childhood Innovative Grants were awarded, expanding programs that promote health, literacy, parent education, and STEAM learning in early childhood.

8

INNOVATIVE PROGRAMS
EXPANDED

\$100,000

TOTAL FUNDS
INVESTED



PARENT EDUCATION PROGRAMS offered by South Carolina First Steps are designed to support parents in their role as a child's first and most important teacher. Grounded in evidenced-based practices, our services for parents and families increase knowledge of early development, improve parenting practices, promote family literacy, and prepare children for school success.

PARENT EDUCATION BY THE NUMBERS | 2018-2019

11,396

FAMILIES SERVED


418,270

BOOKS DISTRIBUTED

16,269

PARENT GROUP
TRAINING HOURS PROVIDED

SPOTLIGHT ON PARENTING



Paola Adams, a parent educator in Lexington County, with a family she has been serving for four years



Parents as Teachers®
State Office

PARENTS AS TEACHERS (PAT) is an internationally-recognized, evidence-based parent education program and the most widely implemented home visiting model in South Carolina. Since 2011, South Carolina First Steps has served as the state office for PAT and currently provides implementation support to 44 PAT affiliates in 31 counties.

PAT SOUTH CAROLINA HIGHLIGHTS | 2018-2019

1,280

PARENTS AND CAREGIVERS SERVED

21,076

HOME VISITS

19 programs recognized for Blue Ribbon status, PAT's national distinction for quality

Paola Adams named **Parent Educator of the Year** by Parents as Teachers National

WHAT IS HOME VISITING?

A key strategy for improving early childhood outcomes, home visitation connects families with trained professionals—parent educators, nurses, and teachers—who provide intensive, one-on-one parenting support. Home visitors form close, trusting relationships with parents and caregivers, instilling confidence and empowering them to achieve a better life for their children — and themselves.

HOME VISITS DELIVERED BY PROGRAM | 2018-2019

PARENTS AS TEACHERS (PAT)	21,076
PAT/EARLY HARD START HOME-BASED	474
PARENT-CHILD HOME	4,966
HEALTHY FAMILIES AMERICA	145
EARLY STEPS TO SCHOOL SUCCESS	3,385
NURSE-FAMILY PARTNERSHIP	13,644
NURTURING PARENTING	821
COUNTDOWN TO KINDERGARTEN	5,507
TOTAL	50,018

SPOTLIGHT ON **CHILD CARE**



HEAVENLY ANGELS DAY CARE operates as the only licensed child care provider in rural Blackville, South Carolina, where there are nearly 6 children for every licensed child care slot. Owner LaTonya Joyner says that child care scholarships provided by Barnwell County First Steps enable her to serve more working families, while Quality Enhancement and child care training programs help her maintain a safe learning environment where children thrive.

“If I take care of the child, I take care of the entire family.”

*– LaTonya Joyner, Director
Heavenly Angels Day Care, Blackville SC*

MANY PRIVATE CHILD CARE CENTERS strive to provide high quality services but lack the resources often available to publicly funded early childhood programs. Through a program of rigorous quality assessments and support, our Child Care Quality Enhancement (QE) strategies aim to produce measurable improvements in the quality of care provided to young children.

QUALITY ENHANCEMENT BY THE NUMBERS | 2018-2019



Recipients of our intensive Quality Enhancement services show an average gain of 10% on pre- to post-assessments of classroom learning environments.

For the number of individuals, by county, served by QE and child care training, see Appendix F.

OUR STRATEGIC EFFORTS to improve the quality of child care include providing affordable, high quality professional development that meets the needs of the local child care workforce. All First Steps training programs are certified through the SC Center for Child Care Career Development and include topics in the areas of nutrition, health and safety, curriculum, child guidance, and program administration.

CHILD CARE TRAINING BY THE NUMBERS | 2018-2019



FOR MANY FAMILIES IN SOUTH CAROLINA, the cost of quality child care is out of reach. Our scholarship programs make payments to child care providers to care for children from low-income families so their parents can return to school or work.

CHILD CARE SCHOLARSHIPS BY THE NUMBERS | 2018-2019





COUNTDOWN TO KINDERGARTEN (CTK) is a relationship-based, home visitation program that pairs rising kindergartners with their future teachers during the summer before school entry. Teachers complete six visits with each family, establishing strong connections during the summer that facilitate classroom learning throughout the year.



Developed by South Carolina First Steps in 2003—and identified as a promising state practice by the National Governor’s Association in 2005—CTK has prepared more than 15,000 at-risk children for kindergarten success.

In 2019, South Carolina First Steps supported this school transition for more families than ever before. Funds from South Carolina’s federal Preschool Development Grant supported the expansion of CTK to 11 new counties, a 50% increase from the previous year. *Learn more about the Preschool Development Grant on page 30.*

“Building relationships is one of the most important things to make the kindergarten year a success.”

*— Tammy Medlin, Countdown to Kindergarten teacher
North Elementary School, Lancaster SC*



COUNTDOWN TO KINDERGARTEN BY THE NUMBERS

SUMMER 2018

159 KINDERGARTEN TEACHERS
TRAINED AS HOME VISITORS

926 CHILDREN SERVED

5,507 TOTAL HOME AND SCHOOL VISITS

99%

OF PARTICIPATING PARENTS
SAID THEY WOULD
RECOMMEND
THE PROGRAM TO
OTHER FAMILIES

SUMMER 2019

232 KINDERGARTEN TEACHERS
TRAINED AS HOME VISITORS

1,354 CHILDREN SERVED

7,964 TOTAL HOME AND SCHOOL VISITS

98%

OF PARTICIPATING TEACHERS SAID THE PROGRAM
INCREASED FAMILY AWARENESS OF KINDERGARTEN
EXPECTATIONS, FACILITATED A SMOOTH
SCHOOL TRANSITION, AND CREATED A POSITIVE
PARENT-TEACHER RELATIONSHIP

SPOTLIGHT ON COMMUNITY BUILDING



ADDRESSING THE NEEDS OF YOUNG CHILDREN is a shared endeavor. In addition to providing services to families and support for child care providers, local First Steps partnerships help connect their communities as:



PORTALS
REFERRING
PRESCHOOL CHILDREN
AND THEIR
FAMILIES TO
AVAILABLE SERVICES



CONVENERS
ENGAGING KEY
STAKEHOLDERS TO BUILD
A MORE EFFECTIVE AND
COMPREHENSIVE EARLY
CHILDHOOD SYSTEM



CHAMPIONS
PROMOTING THE
IMPORTANCE OF SCHOOL
READINESS FOR OUR
FAMILIES, COMMUNITIES
AND ECONOMIES

IN 2018-2019

FIRST STEPS LOCAL PARTNERSHIPS MOBILIZED

24,155

VOLUNTEERS, STAKEHOLDERS, AND ADVOCATES
IN COMMUNITY BUILDING ACTIVITIES

MOBILIZING VOLUNTEERS

When students leave school for the weekend, the last thing they should have to worry about is how they are going to get their next meal. Thanks to a generous network of donors, partners and volunteers in Lancaster and Chesterfield counties, more than 500 children go home with nutritious, kid-friendly meals on weekends and holidays when school meals are not available.



Launched by Lancaster County First Steps in 2010 and by Chesterfield County First Steps in 2012, First Steps weekend backpack programs have distributed more than 117,000 backpacks to preschool children at risk of food insecurity. This success is due not only to the generous support of local funders and community partners, but also to the volunteers who dedicate their time to organizing and distributing backpacks. Thanks to these First Steps volunteers, more children will arrive at school on Monday well-fed and ready to learn.

BUILDING A COALITION OF ADVOCATES

In Pickens County and across the state, a campaign to promote simple yet effective parenting strategies has rallied a whole community around the importance of school readiness. The Palmetto Basics are 5 fun, simple, and powerful ways that every family can give every child a great start in life.



Since 2017, when Pickens County First Steps launched the Palmetto Basics, the partnership has helped recruit more than 100 official “Palmetto Basics Champions for Children” and dozens more community partners. These supporters include childcare centers, schools, churches, healthcare providers, local businesses, elected officials, social service agencies, local groups and organizations.

From using The Basics in preschool programming, to displaying posters and resources in businesses and agencies, Champions use The Basics to enhance the important work they are already doing to serve young children and families.

“Strong leadership and collaborations at the local partnership level are evident.”

– Institute for Families in Society (2019)

FIRST STEPS 4K: EXPANDING ACCESS



SOUTH CAROLINA FIRST STEPS provides eligible children with free enrollment in approved full-day four-year-old kindergarten (4K) programs through the Child Early Reading Development and Education Program (CERDEP). In coordination with First Steps local partnerships and more than 200 private, community and faith-based preschool providers, First Steps 4K expands access to high quality child care across the state.

ELIGIBILITY

QUALIFICATIONS FOR ENROLLMENT, 2018-2019:

- » Be 4 years old on or before September 1
- » Qualify for Medicaid or below 185% poverty, or eligible for SNAP, TANF, or are homeless, transient, or in foster care
- » Live in one of 64 qualifying school districts

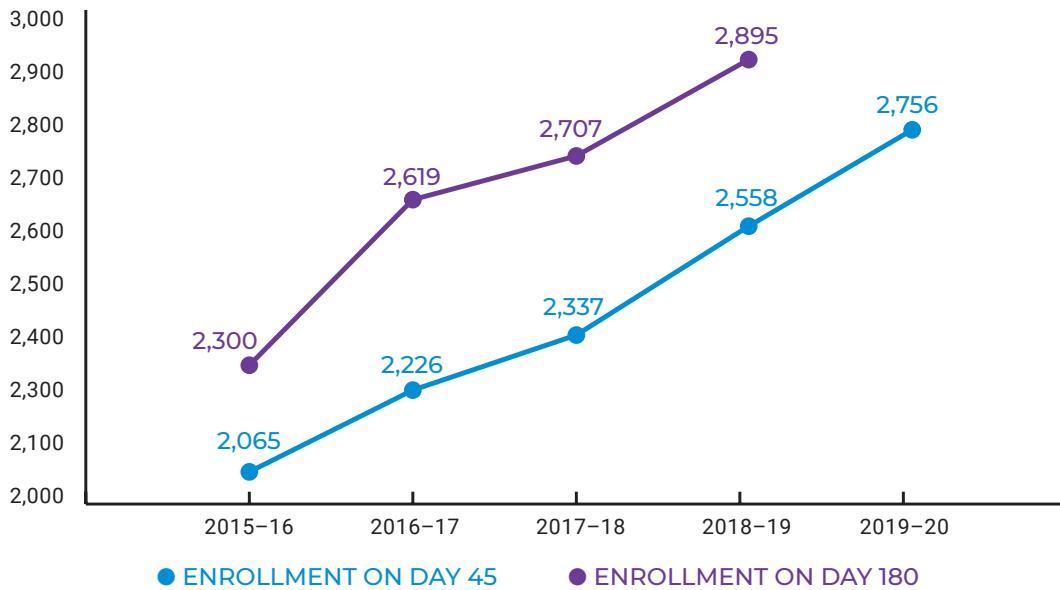


FREE4KSC.ORG

LAUNCHED IN 2019, our new web portal allows parents to easily check eligibility, find an approved center, and begin the application process online.

FIRST STEPS 4K: EXPANDING ACCESS

ENROLLMENT IN FIRST STEPS 4K HAS INCREASED EVERY YEAR, BOTH THROUGHOUT THE YEAR AND FROM YEAR TO YEAR.



REACHING UNDERSERVED COMMUNITIES

First Steps 4K is reaching more at-risk children than ever before. In 2019, the SC General Assembly added a proviso to the state budget expanding program eligibility. Age- and income-eligible children residing in non-eligible school districts may now qualify for a slot in one of 56 child care centers that currently serve students from eligible districts. In its inception year, this pilot program has already enrolled 190 at-risk children previously ineligible for our program.

MORE OPTIONS FOR WORKING PARENTS

Beginning in the 2017-2018 school year, a new service model enabled by the SC General Assembly gave First Steps 4K providers the ability to offer 8-hour extended day and 220-day summer school programs. Our summer school providers allowed us to serve an additional 281 students in 2018 and 296 students in 2019.

+33.5%

DAY 45 ENROLLMENT
OVER 5 YEARS

3,191

TOTAL CHILDREN
SERVED 2018-2019

212

TOTAL APPROVED
PROVIDERS 2018-2019

HIGH QUALITY MEASURES

First Steps 4K does more than expand access to four-year-old kindergarten. We work to ensure that every child enrolled in a participating program—including children not funded by First Steps—receives the early learning experiences associated with long-term school success. Our providers are expected to maintain high-quality program standards, implement evidence-based curriculum, and document student learning throughout the year. To support their success, First Steps provides:



RIGOROUS QUALITY ASSESSMENTS



ON-SITE COACHING AND MONITORING



FUNDING FOR EQUIPMENT AND MATERIALS



PROFESSIONAL DEVELOPMENT FOR DIRECTORS, TEACHERS AND ASSISTANTS

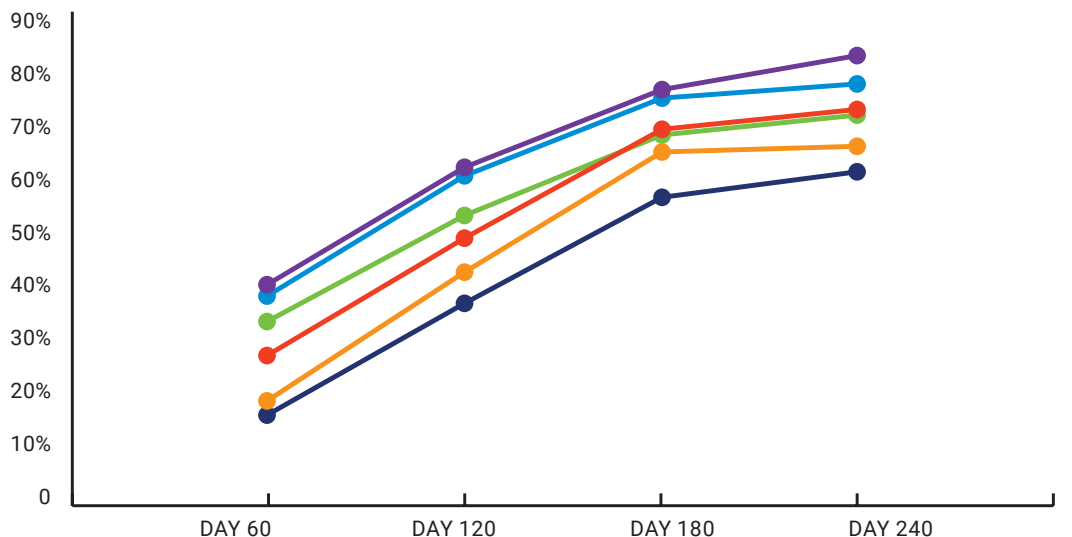


PARENT EDUCATION OPPORTUNITIES

HIGH QUALITY OUTCOMES

In the 2018-2019 school year, First Steps 4K students were assessed using the Teaching Strategies GOLD® assessment system. The results demonstrate significant gains in all areas of development and learning:

4K STUDENTS MEETING KINDERGARTEN READINESS BY DEVELOPMENTAL AREA



● SOCIAL-EMOTIONAL ● PHYSICAL ● LANGUAGE ● COGNITIVE ● LITERACY ● MATHEMATICS

FIRST STEPS 4K: IMPROVING QUALITY



A **HIGHLY-QUALIFIED CHILD CARE PROVIDER** is central to a high-quality early learning experience. This is why First Steps 4K is committed to the professional development of our providers. In addition to on-site technical assistance and monitoring, we provide high-level training and learning opportunities for directors, teachers, and assistants.

PROFESSIONAL DEVELOPMENT BY THE NUMBERS | 2018-2019

19

DAYS OF
TRAININGS
OFFERED THROUGHOUT
THE YEAR

495

TEACHERS, ASSISTANTS AND
DIRECTORS ATTENDED THE
2018 FIRST STEPS 4K
ACADEMY IN COLUMBIA

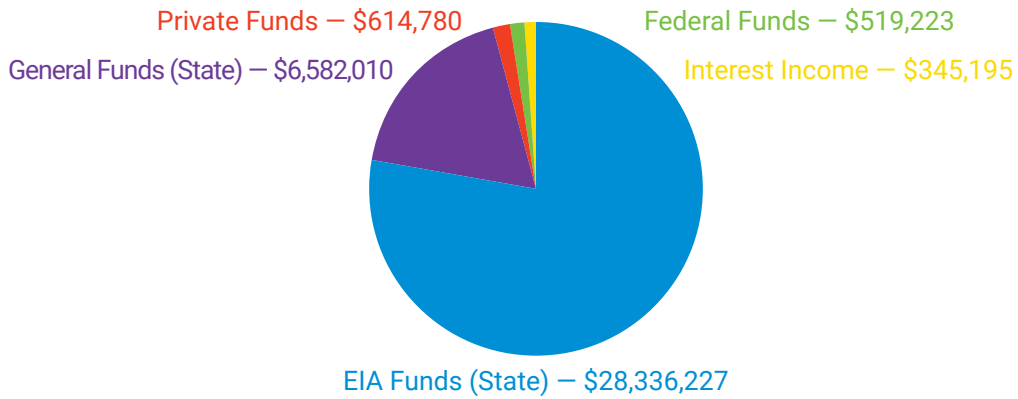
30,774

TOTAL CLOCK HOURS OF
PROFESSIONAL DEVELOPMENT DELIVERED TO
FIRST STEPS 4K PROVIDERS

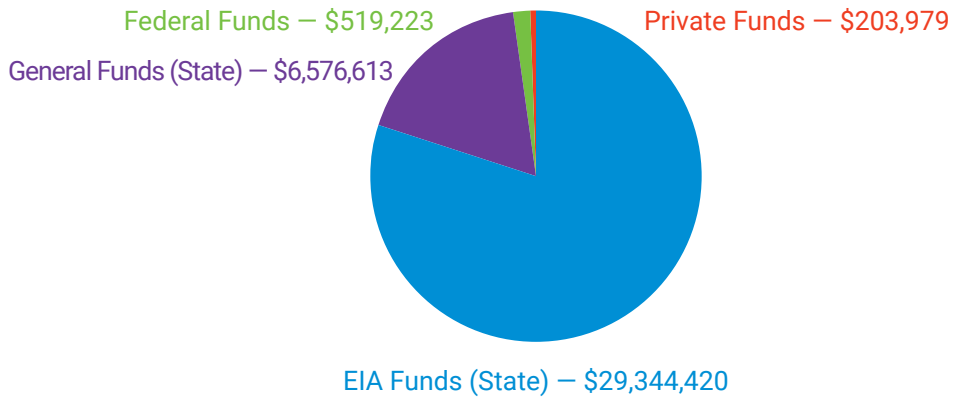
FINANCES

BELOW IS A SUMMARY OF OUR REVENUES AND EXPENDITURES IN THE FISCAL YEAR BEGINNING JULY 1, 2018 AND ENDING JUNE 30, 2019.

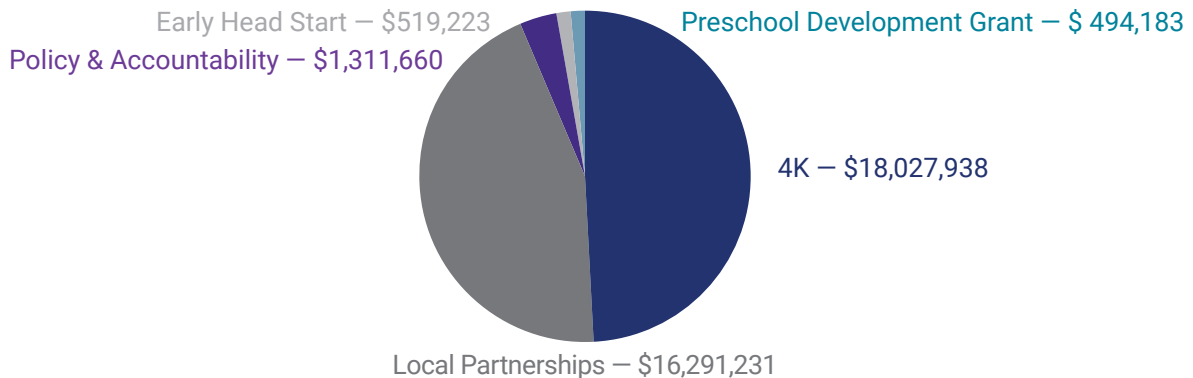
FY 2019 REVENUE – \$36,397,435



FY 2019 EXPENDITURES – \$36,644,235



FY 2019 EXPENDITURES BY PROGRAM – \$36,644,235





“First Steps is one of the most impactful investments we can make to support our state’s economic future.”

*—David Morley, Chair
South Carolina First Steps Board of Trustees*



SOUTH CAROLINA FIRST STEPS | 2019 BOARD OF TRUSTEES

South Carolina First Steps thrives on the dedication, input and guidance of our Board of Trustees. The Board represents a statewide group of leaders consisting of legislators, state agency directors, early childhood educators, members of the business community and parents of young children. These individuals make up a cohesive board that mirrors the diversity of the families we serve throughout the state.

DAVID MORLEY, CHAIR
Governor's Designee

JULIE HUSSEY, VICE CHAIR
Parent of Young Child

SENATOR GREG HEMBREE
SC Senate

REPRESENTATIVE RITA ALLISON
SC House of Representatives

SENATOR GERALD MALLOY
SC Senate

REPRESENTATIVE JERRY N. GOVAN
SC House of Representatives

DR. DAVID MATHIS
SC Department of Education,
Deputy Superintendent
Superintendent's Designee

MARY LYNNE DIGGS
SC Head Start Collaboration Office,
Director

SUE WILLIAMS
Children's Trust of SC,
Chief Executive Officer

MICHAEL LEACH
SC Department of Social Services,
Director

DR. RICK TOOMEY
SC Department of Health and
Environmental Control, Director

JOSHUA BAKER
SC Department of Health and
Human Services, Director

MARY POOLE
SC Department of Disabilities
and Special Needs, Director

WALTER FLEMING, JR.
Business Community

ALEXIA NEWMAN
Medical/Child Care
Development Provider

TIMOTHY HOLT
Business Community

ROGER PRYOR, JR.
Child Care Provider

JENNIFER MCCONNELL
Child Care Provider

DR. SHELLEY CANRIGHT
Early Childhood Educator

ANGEL JOHNSON-BREBNER
Parent of Young Child

DR. AMY WILLIAMS
Medical Provider

“I joined my local First Steps’ county board when my children were 1 and 3, and the state board when they were 5 and 7. They are now in high school; not only have they matured over the years, so has First Steps. While the commitment to brain development 0-5 has stayed the same, First Steps has prioritized evidence based programing driven by local needs, professionalized training and partnership support, and collaborated with partner agencies to serve more and more families across the state.”

—Julie Hussey

“South Carolina’s children, our most valuable and precious assets, must have access to quality services from birth to kindergarten. First Steps must be a leader in making sure children, particularly those up to three years of age, are given the resources they and their families need.”

—Rep. Rita Allison

“Every child deserves access to life changing benefits of early education. SC First Steps brings critical early education and resources to children and families that it serves. First Steps opens the door to a better future.”

—Dr. Shelley Canright

“First Steps and Head Start is a natural partnership bringing state, local and federal assets together, enabling us to serve more families and children with early childhood services.”

—Walter Fleming Jr.

“Understanding that parents and family caregivers are a child’s first and very best teachers, I am excited for the expansion of successful programs like Parents as Teachers and Nurse-Family Partnership which enable parents to better support their child’s development and enhance their readiness for school.”

—Timothy Holt



AS THE CONNECTOR AND CONVENER OF ALL EARLY CHILDHOOD SERVING AGENCIES, South Carolina First Steps is the home of the Early Childhood Advisory Council



South Carolina
**Early Childhood
Advisory Council**

(ECAC), which works to develop and implement a coordinated, comprehensive system for early childhood services in our state.

The ECAC includes the directors of state agencies, elected officials, and other state-level early childhood leaders. ECAC partner agencies providing services to young children include the Department of Health and Human Services, Department of Social Services, Department of Education, Department of Health and Environmental Control, Department of Disabilities and Special Needs, Children's Trust of SC, SC Head Start Collaboration Office, and SC First Steps.

OUR VISION

» We will be successful when all children reach their highest potential.

OUR SHARED GOALS

- » South Carolina's children arrive at school ready to reach their highest potential.
- » South Carolina's youngest children are healthy and safe.
- » South Carolina's youngest children are actively supported by their families and communities.



BUILDING ON SOUTH CAROLINA'S EARLY CARE AND LEARNING INVESTMENTS

THE PRESCHOOL DEVELOPMENT GRANT BIRTH THROUGH FIVE

In 2019, the collaborative work of the ECAC was fueled in large part by the federal Preschool Development Grant Birth through 5 (PDG B-5), a \$3.5 million competitive grant awarded to South Carolina. As the grantee, the Department of Social Services administers the grant, which is designed to strengthen and streamline the early childhood state system. South Carolina First Steps provided all of the required matching funds for the grant.

OUR ACCOMPLISHMENTS

A STRATEGIC PLAN

To better understand the needs of young children and their families in South Carolina, a group of collaborative partners conducted a statewide needs assessment to solicit input directly from parents, child care providers, and community stakeholders. The findings of this assessment informed the state's strategic plan for South Carolina's early childhood system.

4,609 voices heard from every county in the state

15 regional meetings held across SC



PALMETTOPREK.ORG

Launching December 2019, the Palmetto Pre-K web portal gives families an easy way to access free and subsidized, publicly-funded 3 and 4-year-old pre-k programs.

[PALMETTO PRE-K JAMBOREE](#)

This ongoing series of professional development workshops is designed specifically for teachers in the state's publicly-funded 3 and 4-year-old kindergarten programs. This year, more than 1000 teachers participated.

440 focus group attendees

3,114 survey responses



[FIRST 5 SOUTH CAROLINA](#)

Currently under development and coming in 2020, First 5 South Carolina is a comprehensive early childhood portal, a one-stop shop for families to find publicly-funded early childhood services and resources in their communities. By answering a few questions, families and their advocates will be able to locate services for which they may qualify.

“Our children are South Carolina’s greatest resource, and this grant gives us an opportunity to dramatically change their lives for the better. That makes everyone’s future brighter.”

—Gov. Henry McMaster

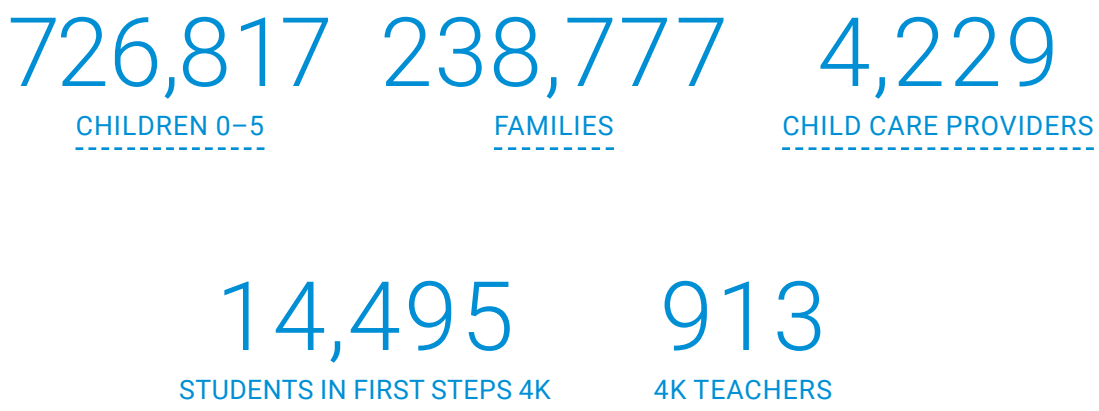
2019: OUR 20TH ANNIVERSARY YEAR



OVER 1 MILLION CHILDREN & PARENTS SERVED

ON JUNE 28, 1999, Governor Jim Hodges signed legislation establishing First Steps as a statewide public-private partnership charged with getting South Carolina's children ready for success in school and life.

Two decades later—on September 10, 2019—more than 300 First Steps founders, supporters, partners, staff and volunteers gathered on the South Carolina State House steps in Columbia to celebrate 20 years of impact to the people of our state, including:





Pictured, from left: Kristine Hobbs, William Hobbs, and former PAT parent educator Cindy Bodie

EARLY INVESTMENT LASTS A LIFETIME

At 20 years old, South Carolina First Steps helped provide a strong start to thousands of children now entering adulthood. William Hobbs is one of them.

Kristine Hobbs enrolled in Parents as Teachers through South Carolina First Steps when her son, Will, was a baby. She says that parent educator Cindy Bodie helped increase her confidence as a new mom and better understand her son's early development.

“Will has benefitted from the best public services South Carolina offers, starting with PAT through First Steps,” says Kristine. “He went onto the Lexington One Spanish immersion program, the Governor’s School for Science and Math, and has now landed at South Carolina Honors College at USC—the top public honors college in the nation.”



OUR VISION

WE WILL BE SUCCESSFUL WHEN
ALL CHILDREN
REACH THEIR
HIGHEST POTENTIAL

OUR PLAN

In 2019, the South Carolina First Steps Board of Trustees led a strategic planning process to further implement the South Carolina First Steps initiative statewide. This new plan, including annual and five-year goals, will be implemented in 2020.

OUR GOALS

We will continue to expand the reach and impact of our programs across the state, working with parents and caregivers to help children build the foundations for success in school and in life, fostering collaborations with agencies and organizations to ensure the best possible services are available to children, and holding ourselves and our partners accountable for the healthy development of our youngest residents.

RISK FACTORS FOR EARLY SCHOOL FAILURE

A set of predisposing risk factors are associated with high rates of early school failure. South Carolina First Steps utilizes these risk factors to target children most likely to benefit from its evidence-based school readiness programming and to ensure service is prioritized to the state's most at-risk children. All intensive services provided by or supported by local First Steps partnerships require all children served to possess at least one of the following risk factors, with most (either 60%, 80% or 100% depending on the program) possessing 2 or more risk factors.

- » TANF Eligibility (50% of Federal Poverty Level or below)
- » Supplemental Nutrition Assistance Program (SNAP - formerly Food Stamps) or Free School Lunches eligibility (130% of Federal Poverty Level or below)
- » BabyNet (IDEA Part C) or local school district (IDEA Part B) special service eligibility
- » Referral for abuse
- » Referral for neglect
- » Foster child
- » Teenage mother/primary caregiver at the time of the child's birth
- » Low maternal education (less than high school graduation) at the time of the child's birth
- » Exposure to parental/caregiver substance abuse
- » Exposure to parental/caregiver depression
- » Exposure to parental/caregiver mental illness
- » Exposure to parental/caregiver intellectual disability
- » Domestic violence
- » Low birth weight (5.5 lbs/2500 grams or less) in association with poverty (130% Federal Poverty Level or below) and/or serious medical complications
- » Preschool aged child with a documented developmental delay
- » English is not the primary language spoken in the home
- » Single parent household and has need of other services
- » Transient/numerous family relocations and/or homeless
- » Incarcerated parent
- » Death in the immediate family
- » Military deployment (current or within 2 years)
- » Recent immigrant or refugee family
- » Child removed from a preschool, Head Start, or child care setting for behavior

LOCAL PARTNERSHIP PERFORMANCE

MINIMUM QUALIFICATIONS FOR STATE GRANT FUNDING

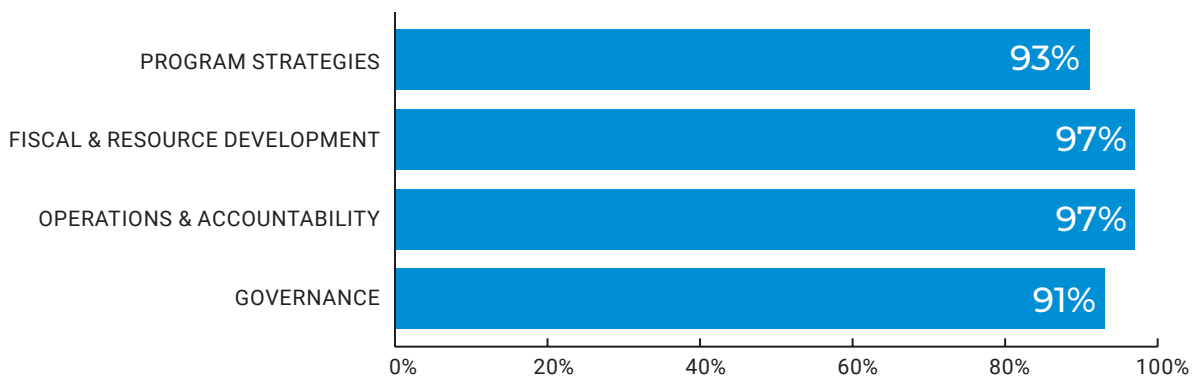
South Carolina First Steps takes seriously its responsibility to ensure that local First Steps partnerships are successfully meeting legislative requirements as a condition of receiving state funds. In Spring 2019 the state Board of Trustees adopted a revised formula grant application process in which the governance, operations, accountability, fiscal, resource development, program performance, and core function responsibilities of local partnerships were consolidated into a set of minimum qualifications.

In this initial year, local partnerships were assessed for compliance with 43 minimum qualifications across four categories: Governance, Operations & Accountability, Fiscal & Resource Development, and Program Strategies.

In addition, partnership boards received feedback on their partnership’s performance over the past year relative to the partnership and program standards approved by the state board, assessed as “highly effective,” “effective,” or an “area for improvement.”

Overall, local partnerships were highly successful with meeting the vast majority of minimum qualifications. Statewide, local partnerships achieved a success rate of more than 90% within each major area of performance:

PERCENTAGE OF MINIMUM QUALIFICATIONS MET BY FIRST STEPS LOCAL PARTNERSHIPS, FY2018-19



During this first implementation year, just **24%** of First Steps local partnerships (11) received corrective action plans (CAP) to address unmet minimum qualifications (as of November 22, 2019). SC First Steps program officers provide ongoing support to local partnerships with CAPs and report progress to the state board.

A complete list of minimum qualifications for First Steps formula grant funding is available at scfirststeps.org.

LOCAL PARTNERSHIP PERFORMANCE

EXTERNAL EVALUATION OF FIRST STEPS LOCAL PARTNERSHIPS, 2013-2014 TO 2017-2018

During the 2018-2019 fiscal year, South Carolina First Steps commissioned the Institute for Families in Society at the University of South Carolina (UofSC) to conduct research assessing the initiative's progress toward achieving legislative goals and its impact on children and families at the state and local levels.

KEY FINDINGS

FIRST STEPS SERVICES HAVE A POSITIVE IMPACT ON KINDERGARTEN READINESS AND ABSENTEEISM IN KINDERGARTEN.

Children in general education who received First Steps services were **74% more likely** to score Demonstrating Readiness on the Kindergarten Readiness Assessment and **34% less likely** to be chronically absent in kindergarten compared to their like-peers who did not receive First Steps services.

FIRST STEPS SERVICES INCREASE PARENT COMPETENCE AND CONFIDENCE.

Significant gains were seen over time on three recognized measures of parent competence.

FIRST STEPS HAS POSITIVE EFFECTS ON CHILD CARE QUALITY.

Statistically significant gains were seen in the quality of the child care environment using two assessment instruments.

FIRST STEPS STATE OFFICE AND LOCAL PARTNERSHIPS SERVE AS A HUB FOR EARLY CHILDHOOD SERVICES.

Local partnerships have a strong foundation of collaboration, with skilled leaders and concrete, attainable goals.

RECOMMENDATIONS

- » Allocate family strengthening resources to highest poverty areas.
- » Allocate quality enhancement resources to rural and high poverty areas.
- » Further evaluate impact of specific programs, i.e. Countdown to Kindergarten.
- » Develop a core set of metrics to monitor routinely across the early childhood system.
- » Continue to identify additional funding opportunities.
- » Perform quantitative and qualitative evaluation more regularly than is legislatively mandated.

The full report is available at <https://scfirststeps.org/resources/reports/>

APPENDIX D

LOCAL PARTNERSHIP PROGRAMS

BY PROGRAM TYPE, FY2018-19

First Steps local partnership boards determine each year what services to offer based on community needs and assets, opportunities to collaborate with local partners, and the availability of resources in addition to state funding.

	PROGRAM	SERVICES PROVIDED	EVIDENCE-BASED?	CLIENT LEVEL DATA AVAILABLE?	# CHILDREN 0-5 SERVED IN 2018-19	# FAMILIES SERVED IN 2018-19	# COUNTIES WITH THIS PROGRAM IN 2018-19
Programs supporting parents as their child's first and best teacher, ranked in order of intensity.	PARENTS AS TEACHERS	Home visitation and group support for families, pre-birth-school entry	Y	Y	1,447+	1,216	30
	EARLY HEAD START – HOME BASED (PARENTS AS TEACHERS)	Federal grant for home-based services for pregnant women, infants and toddlers using the PAT model	Y	Y*	35	28	2
	NURSE-FAMILY PARTNERSHIP	Home visitation for first time mothers, from pregnancy until the child turns 2	Y	Y*	645	889	9
	EARLY STEPS TO SCHOOL SUCCESS	Home visitation for families pre-birth until 36 months	Y	Y	222	202	3
	HEALTHY FAMILIES	Home visitation for families 0-5 primarily to prevent abuse and neglect	Y	Y	9	9	1
	NURTURING PARENTING	Group support with optional models of home visitation and fatherhood	Y	Y	225	138	4
	INCREDIBLE YEARS	12-week group support for parents for their child's social and emotional development and behavior	Y	Y	48	32	1
	STRENGTHENING FAMILIES	14-session group support program to promote strong and resilient families.	Y	Y*	75	99	2
	POSITIVE PARENTING PROGRAM (TRIPLE P)	A system of parent training programs. Triple P levels offered by FS include group support for parents.	Y	Y	86	67	4
	FATHERHOOD INITIATIVES	Group support for fathers.	N	Y*	58	N/A	1
	OTHER PARENT TRAINING	Other group support for parents not tied to a specific program model	N	N	47	63	9

APPENDIX D

	PROGRAM	SERVICES PROVIDED	EVIDENCE-BASED?	CLIENT LEVEL DATA AVAILABLE?	# CHILDREN 0-5 SERVED IN 2018-19	# FAMILIES SERVED IN 2018-19	# COUNTIES WITH THIS PROGRAM IN 2018-19
Programs with a primary focus of promoting language and literacy development, in order of intensity.	PARENT-CHILD HOME	Home visitation for families with 2- and 3-year olds to promote early literacy skills	Y	Y	106	105	3
	FAMILY LITERACY ADULT EDUCATION	Adult education for parents of children 0-5 to pursue HS diploma, GED or English language skills	N	Y	25	14	1
	LENA HOME	10-session home visitation to help families increase positive interactions and language use with young children	Y	Y	36	30	1
	MOTHER READ/FATHER READ	Group support for parents with low literacy levels in reading to their children	Y	Y*	36	20	1
	LIBRARY BASED PROGRAMS	Library staff visit child care and preschool classrooms providing books, storytelling, and staff training.	N	N	730	150	2
	RAISING A READER WITH PARENT SESSIONS – ENHANCED	Weekly take-home bookbags and group support for parents	Y	N	585	631	5
	RAISING A READER	Weekly take-home bookbag exchange	N	N	665	388	3
	DOLLY PARTON'S IMAGINATION LIBRARY	One book per month mailed to the home	Y	N	7,744	5,212	14
	REACH OUT AND READ	Books and information on reading books to children provided during well-child visits	Y	N	519	519	2
	OTHER FAMILY LITERACY LEARNING	Other services to support language and literacy with parents and children	N	N	1573	1423	10

APPENDIX D

	PROGRAM	SERVICES PROVIDED	EVIDENCE-BASED?	CLIENT LEVEL DATA AVAILABLE?	# CHILDREN 0-5 SERVED IN 2018-19	# FAMILIES SERVED IN 2018-19	# COUNTIES WITH THIS PROGRAM IN 2018-19
Programs that support children's participation in early care and education, including transitioning into preschool and 5K classrooms, in order of intensity.	EARLY HEAD START	Federal grant for intensive center-based support for infants and toddlers	Y	Y*	500	540	4
	FULL DAY 4K, HALF-DAY 4K, EXTENDED 4K ½ TO FULL DAY†	Support to school districts to offer 4K services	Y	Y*	112	112	3
	EARLY EDUCATION UNDER 4	Support for infant, toddler, or 3K classrooms, including during adult education/family literacy programs	Y	Y*	304	262	4
	CHILD CARE SCHOLARSHIPS THROUGH DSS	Subsidize child care costs to providers demonstrating quality, funded through the state's SC Voucher system	N/A**	Y	294	282	14
	CHILD CARE SCHOLARSHIPS IN-HOUSE	Subsidize child care costs to providers demonstrating quality	N/A**	Y	312	323	18
	ENHANCED EARLY EDUCATION	Supplemental support to early education programs, such as one-on-one tutoring and parent engagement	Y	Y*	383	383	2

† Only includes support of 4K offered by local partnerships; does not include First Steps 4K (CERDEP)

APPENDIX D

	PROGRAM	SERVICES PROVIDED	EVIDENCE-BASED?	CLIENT LEVEL DATA AVAILABLE?	# CHILDREN 0-5 SERVED IN 2018-19	# FAMILIES SERVED IN 2018-19	# COUNTIES WITH THIS PROGRAM IN 2018-19
Programs that primarily support children's physical health and providing health and developmental screenings.	COUNTDOWN TO KINDERGARTEN	Summer program supporting transition into 5K	N	Y	935	917	29
	OTHER SCHOOL TRANSITION	Summer program supporting transition into 4K	N	Y	17	17	2
	HEALTH: HEALTH-BASED, HOME-BASED, NON-HOME BASED, HHS COORDINATION	Supporting children's healthy development	N	N	229	329	3
	EARLY IDENTIFICATION & REFERRAL	Providing developmental screenings and referrals to other services, independent of another partnership program	Y	Y	433	296	8
	NUTRITION PROGRAM – WEEKEND BACKPACKS	Nutritious food backpacks for low income preschool children	N	N	495	N/A	2
Programs where the primary client is the early childhood workforce.	QUALITY ENHANCEMENT	Intensive support to child care centers, Head Start and preschool classrooms to improve quality	Y	Y Provider and Workforce Data	7,474	N/A	17
	TRAINING AND PROFESSIONAL DEVELOPMENT	Certified and registered training hours for the early childhood workforce	Y	Y* Provider and Workforce Data	33,299	N/A	36

*Client data is captured in a data system outside of data systems controlled by First Steps.

** Child care scholarships are evidence-based when combined with one or more evidence-based programs.

LOCAL PARTNERSHIP PROGRAMS

BY COUNTY, FY2018-19

ABBEVILLE

Nurturing Parenting
Child Care Training
Countdown to Kindergarten

AIKEN

Parents as Teachers
Child Care Quality Enhancement
Child Care Training
Scholarship Initiatives
Countdown to Kindergarten

ALLENDALE

Parents as Teachers
Countdown to Kindergarten
Child Care Trainings
Child Care Scholarships

ANDERSON

Triple P Parenting Level 4
Nurse Family Partnership
Half Day 4K
Early Education for Children Under 4
Head Start Local Programming
Countdown to Kindergarten
Partnerships and Community Education

BAMBERG

Parents as Teachers
Scholarship Initiatives
Child Care Training
Partnerships and Community Education

BARNWELL

Early Steps
Child Care Quality Enhancement
Child Care Training
Scholarships
Countdown to Kindergarten
Raising a Reader

BEAUFORT

Parents as Teachers
Child Care Quality Enhancement
Child Care Training
Countdown to Kindergarten
Early Identification and Referral
Partnerships and Community Education

BERKELEY

Parents as Teachers
Child Care Quality Enhancement
Child Care Training
Scholarship Initiatives
Early Identification and Referral
Early Head Start
Partnerships and Community Education

CALHOUN

Parents as Teachers
Imagination Library
Countdown to Kindergarten

CHARLESTON

Parents as Teachers
Child Care Quality Enhancement
Child Care Training
Early Head Start - Parents as Teachers
Trident Literacy
Raising A Reader
Childcare Scholarships
Early Head Start - Child Care Partnerships

CHEROKEE

Dolly Parton's Imagination Library
LENA - Talk to Me Cherokee Initiative
Countdown to Kindergarten
Child Care Training and
Professional Development

CHESTER

Parents as Teachers
Child Care Training

CHESTERFIELD

Countdown to Kindergarten
Parent Training
HHS Service Coordination
Nutrition Services
Nurse Family Partnership
Imagination Library
Full Day 4K
Partnerships and Community Education

CLARENDON

Parents as Teachers
Dolly Parton's Imagination Library
Countdown to Kindergarten
Child Care Training and Professional Development
Partnerships and Community Education

COLLETON

Parents as Teachers
Child Care Training
Scholarships

DARLINGTON

Parents as Teachers
Motherread/Fatherread
Parent Training
Fatherhood Initiative
Reach Out and Read
Strengthening Families
Early Educaiton (Childcare)
Countdown to Kindergarten
Men's Health

DILLON

Parents as Teachers
 Raising A Reader
 Head Start Programming
 Child Care Training
 Child Care Quality Enhancement
 Partnerships and Community Education

DORCHESTER

Parents as Teachers
 Parent Child Home
 Child Care Training
 Countdown to Kindergarten
 Scholarship Initiative
 Partnerships and Community Education
 Early Identification and Referral

EDGEFIELD

Triple P Parenting
 Child Care Quality Enhancement
 Child Care Training
 Nurse Family Partnership
 Imagination Library
 Family Literacy
 Child Care Scholarships
 Countdown to Kindergarten
 Partnerships and Community Education

FAIRFIELD

Parents as Teachers
 1000 Books Before Kindergarten
 Imagination Library
 Countdown to Kindergarten
 Scholarship Initiatives

FLORENCE

Parents as Teachers
 Parent Child Home
 Child Care Quality Enhancement
 Child Care Training
 Scholarships

GEORGETOWN

Parents as Teachers
 Countdown to Kindergarten
 Child Care Training
 Child Care Scholarships
 Early Head Start
 Partnerships and Community Education

GREENVILLE

Child Care Scholarships
 Palmetto Shared Services Alliance
 Nurturing Parenting
 Triple P
 Child Care Training
 Nurse Family Partnership
 Enhanced 3K
 Raising A Reader
 Partnerships and Community Education

GREENWOOD

Nurturing Parenting
 Child Care Training
 Countdown to Kindergarten

HAMPTON

Parents as Teachers
 Child Care Scholarships
 Child Care Training
 Countdown to Kindergarten
 Early Identification and Referral
 Scholarship Initiatives
 Imagination Library

HORRY

Parents as Teachers
 Child Care Quality Enhancement
 Child Care Training
 Raising A Reader
 Child Care Scholarships
 Partnerships and Community Education

JASPER

Parents as Teachers
 Imagination Library
 Child Care Training
 Countdown to Kindergarten
 Scholarship Initiatives
 Early Identification and Referral

KERSHAW

Parents as Teachers
 Child Care Quality Enhancement
 Early Identification and Referral
 Countdown to Kindergarten
 Raising A Reader Enhanced

LANCASTER

Family Literacy/Parenting
 Imagination Library
 Countdown to Kindergarten
 Early Head Start - Child Care Partnership
 Backpack Feeding Program
 Early Identification and Referral

LAURENS

Parents as Teachers
 Child Care Scholarships
 Child Care Training
 Nurse Family Partnership
 Partnerships and Community Education

LEE

Parent Training
 Early Steps to School Readiness
 Child Care Training
 Strengthening Families Program
 Countdown to Kindergarten
 Scholarships

APPENDIX E

LEXINGTON

Parents as Teachers
Countdown to Kindergarten
Child Care Training and
Professional Development
PSSA
Early Identification and Referral
Partnerships and Community Education

MARION

Scholarships
Child Care Quality Enhancement
Child Care Training
Raising A Reader
Family Literacy

MARLBORO

Parents as Teachers
Scholarship Initiatives
Child Care Training

MCCORMICK

Parents as Teachers
Library Based Lit. and Reach Out Read
Dolly Parton Imagination Library
Nurse Family Partnership
Early Education Children Under 4
Scholarships
Partnership and Community Education

NEWBERRY

Parents as Teachers
Child Care Quality Enhancement
Child Care Training
Library Based Programs
Countdown to Kindergarten
Partnerships and Community Education

OCONEE

Healthy Families America
Child Care Scholarships
Child Care Training
Triple P Parenting
Partnership and Community Education

ORANGEBURG

Early Steps to School Readiness
Child Care Quality Enhancement
Child Care Training
Imagination Library
Countdown to Kindergarten and
Reading Rocks
Scholarship Initiative
Partnerships and Community Education

PICKENS

Parents as Teachers
Book Flood
Raising A Reader
Child Care Scholarships
Early Steps Identification
Partnerships and Community Education

RICHLAND

Parents as Teachers
Child Care Quality Enhancement
Child Care Training
Nurse Family Partnership
Early Head Start
Partnerships and Community Education

SALUDA

Family Literacy
Child Care Quality Enhancement
Child Care Training
Nurturing Parenting
Enhanced Early Education
Countdown to Kindergarten
Scholarship Initiatives

SPARTANBURG

Child Care Partnership
The Franklin School
Early Head Start
Countdown to Kindergarten
Nurse Family Partnership
Quality Counts

SUMTER

Parents as Teachers
Child Care Quality Enhancement
Child Care Training
Dolly Parton Imagination Library
Scholarships
Partnerships and Community Education

UNION

Parents as Teachers
Child Care Training
Partnerships and Community Education
Imagination Library
Countdown to Kindergarten

WILLIAMSBURG

Child Care Training and
Professional Development
Countdown to Kindergarten
Dolly Parton Imagination Library
Parent Child Home

YORK

Parents as Teachers
Scholarships
Child Care Quality Enhancement
Child Care Training
Nurse Family Partnership
Countdown to Kindergarten
Early Head Start
Partnerships and Community Education

CHILD CARE QUALITY ENHANCEMENT (QE) AND CHILD CARE TRAINING

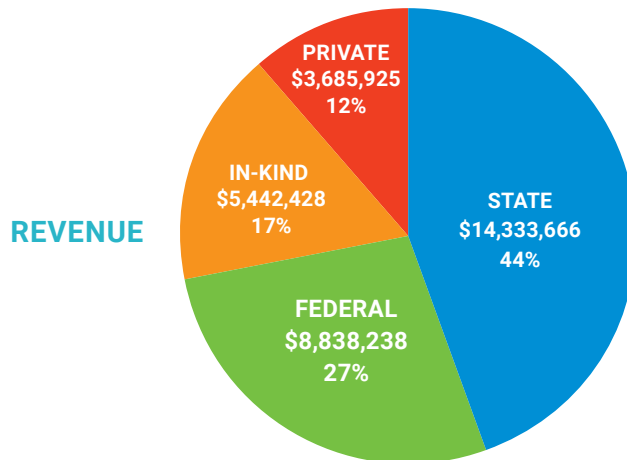
INDIVIDUALS SERVED BY FIRST STEPS LOCAL PARTNERSHIPS, 2018-2019

LOCAL PARTNERSHIP	# OF TEACHERS AND DIRECTORS SERVED BY QE	# OF TEACHERS AND DIRECTORS SERVED BY TRAINING	TOTAL
AIKEN	71	148	219
BAMBERG		76	76
BARNWELL	30	46	76
BEAUFORT	103	135	238
BERKELEY	2	33	35
CHARLESTON	31	8	39
CHEROKEE		98	98
CHESTER		140	140
CLARENDON		21	21
COLLETON		306	306
DILLON	25	45	70
DORCHESTER		118	118
EDGEFIELD	16	64	80
FLORENCE	97	73	170
GEORGETOWN		26	26
GREENVILLE		447	447
GREENWOOD		96	96
HORRY	63		63
JASPER		11	11
KERSHAW	51		51
LAURENS		131	131
LEE		89	89
LEXINGTON		156	156
MARION	34	62	96
MARLBORO		25	25
NEWBERRY	30	75	105
OCONEE		159	159
ORANGEBURG	20	168	188
RICHLAND	288	299	587
SALUDA	10	15	25
SPARTANBURG	603		603
SUMTER	6	519	525
UNION		28	28
WILLIAMSBURG		133	133
YORK	49	211	260

APPENDIX G

FIRST STEPS LOCAL PARTNERSHIP FINANCES

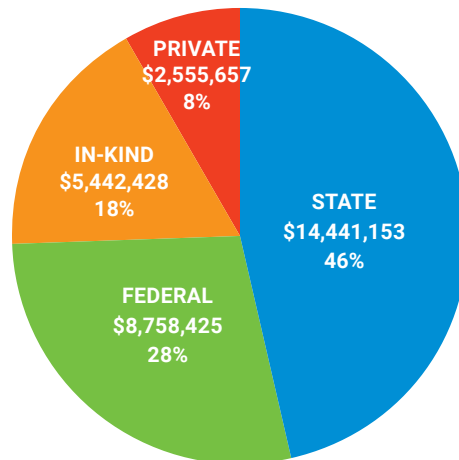
REVENUE AND EXPENSES BY FUND TYPE, FY2018-19



COUNTY	PRIVATE	FEDERAL	IN-KIND	STATE	COUNTY TOTAL
01 - Abbeville	\$8,893	\$16,360	\$192,146	\$200,000	\$417,399
02 - Aiken	\$3,824	\$3,000	\$69,335	\$373,456	\$449,615
03 - Allendale	\$3,761	\$4,500	\$88,270	\$203,340	\$299,871
04 - Anderson	\$22,316	\$13,020	\$103,486	\$455,516	\$594,338
05 - Bamberg	\$9,389	\$3,483	\$151,724	\$200,000	\$364,596
06 - Barnwell	\$173,609	\$6,340	\$7,314	\$201,672	\$388,934
07 - Beaufort	\$43,746	\$13,020	\$31,245	\$352,994	\$441,005
08 - Berkeley	\$87,350	\$31,463	\$69,057	\$507,218	\$695,089
09 - Calhoun	\$20,112	\$6,340	\$23,245	\$203,340	\$253,037
10 - Charleston	\$6,979	\$1,876,102	\$449,230	\$736,040	\$3,068,351
11 - Cherokee	\$36,390	\$14,022	\$278,757	\$200,000	\$529,169
12 - Chester	\$3,917	\$3,000	\$41,568	\$200,000	\$248,485
13 - Chesterfield	\$63,004	\$9,369	\$123,212	\$200,000	\$395,584
14 - Clarendon	\$8,045	\$3,000	\$92,515	\$203,340	\$306,900
15 - Colleton	\$29,579	\$15,358	\$25,856	\$200,000	\$270,793
16 - Darlington	\$273,670	\$99,133	\$0	\$234,600	\$607,403
17 - Dillon	\$55,586	\$8,082	\$12,871	\$200,000	\$276,539
18 - Dorchester	\$3,630	\$3,000	\$59,919	\$361,004	\$427,553
19 - Edgefield	\$12,848	\$3,000	\$128,566	\$203,040	\$347,454
20 - Fairfield	\$48,755	\$17,985	\$47,064	\$202,420	\$316,225
21 - Florence	\$3,143	\$182,497	\$21,022	\$396,224	\$602,885
22 - Georgetown	\$7,718	\$6,320	\$87,668	\$200,000	\$301,706
23 - Greenville	\$286,766	\$6,340	\$1,536,276	\$1,051,032	\$2,880,414
24 - Greenwood	\$6,176	\$30,388	\$296,291	\$220,044	\$552,899
25 - Hampton	\$3,315	\$3,000	\$29,484	\$199,559	\$235,358
26 - Horry	\$10,262	\$3,000	\$63,382	\$587,818	\$664,462
27 - Jasper	\$19,535	\$3,000	\$93,093	\$203,340	\$318,968
28 - Kershaw	\$9,761	\$3,000	\$18,600	\$200,852	\$232,213
29 - Lancaster	\$192,999	\$2,055,446	\$176,277	\$221,920	\$2,646,642
30 - Laurens	\$8,283	\$4,500	\$18,000	\$207,304	\$238,087
31 - Lee	\$434,293	\$11,684	\$23,637	\$203,340	\$672,954
32 - Lexington	\$38,026	\$37,900	\$382,935	\$623,444	\$1,082,305
33 - Marion	\$3,533	\$3,000	\$42,909	\$200,000	\$249,442
34 - Marlboro	\$92	\$3,000	\$35,125	\$200,000	\$238,217
35 - McCormick	\$10,231	\$3,000	\$135,384	\$200,000	\$348,615
36 - Newberry	\$33,913	\$8,010	\$60,632	\$203,340	\$305,894
37 - Oconee	\$100	\$0	\$38,546	\$200,000	\$238,646
38 - Orangeburg	\$44,813	\$3,000	\$47,111	\$302,408	\$397,332
39 - Pickens	\$43,459	\$7,670	\$27,770	\$260,506	\$339,405
40 - Richland	\$23,359	\$1,201,489	\$42,887	\$796,304	\$2,064,039
41 - Saluda	\$3,374	\$6,283	\$58,095	\$200,000	\$267,752
42 - Spartanburg	\$1,203,304	\$3,051,217	\$0	\$666,608	\$4,921,129
43 - Sumter	\$560	\$3,000	\$77,250	\$260,111	\$340,921
44 - Union	\$5,880	\$9,680	\$73,032	\$203,040	\$291,632
45 - Williamsburg	\$30,815	\$3,000	\$61,643	\$201,940	\$297,398
46 - York	\$346,812	\$39,237	\$0	\$486,552	\$872,601
Local Partnerships	\$3,685,925	\$8,838,238	\$5,442,428	\$14,333,666	\$32,300,257

APPENDIX G

EXPENSES



COUNTY	PRIVATE	FEDERAL	IN-KIND	STATE	COUNTY TOTAL
01 - Abbeville	\$10,967	\$4,713	\$192,146	\$203,180	\$411,005
02 - Aiken	\$2,479	\$0	\$69,335	\$321,123	\$392,938
03 - Allendale	\$6,636	\$5,214	\$88,270	\$196,977	\$297,098
04 - Anderson	\$19,828	\$6,164	\$103,486	\$462,350	\$591,828
05 - Bamberg	\$6,468	\$13,944	\$151,724	\$202,770	\$374,906
06 - Barnwell	\$175,893	\$19,501	\$7,314	\$209,888	\$412,596
07 - Beaufort	\$17,321	\$6,482	\$31,245	\$341,548	\$396,596
08 - Berkeley	\$47,595	\$7,597	\$69,057	\$532,253	\$656,502
09 - Calhoun	\$18,824	\$6,075	\$23,245	\$201,947	\$250,091
10 - Charleston	\$25,341	\$2,042,644	\$449,230	\$775,991	\$3,293,206
11 - Cherokee	\$20,479	\$8,480	\$278,757	\$197,438	\$505,154
12 - Chester	\$2,729	\$222	\$41,568	\$195,776	\$240,295
13 - Chesterfield	\$76,136	\$8,395	\$123,212	\$225,962	\$433,705
14 - Clarendon	\$6,811	\$0	\$92,515	\$223,702	\$323,028
15 - Colleton	\$19,548	\$5,695	\$25,856	\$205,351	\$256,449
16 - Darlington	\$239,261	\$71,837	\$0	\$254,013	\$565,111
17 - Dillon	\$59,219	\$4,903	\$12,871	\$198,435	\$275,427
18 - Dorchester	\$5,253	\$784	\$59,919	\$363,542	\$429,498
19 - Edgefield	\$12,564	\$2,251	\$128,566	\$211,899	\$355,280
20 - Fairfield	\$31,172	\$2,180	\$47,064	\$191,516	\$271,933
21 - Florence	\$3,340	\$79,780	\$21,022	\$363,176	\$467,318
22 - Georgetown	\$2,849	\$17,452	\$87,668	\$156,483	\$264,451
23 - Greenville	\$301,450	\$0	\$1,536,276	\$1,042,973	\$2,880,699
24 - Greenwood	\$3,536	\$8,296	\$296,291	\$223,717	\$531,839
25 - Hampton	\$3,835	\$757	\$29,484	\$213,767	\$247,844
26 - Horry	\$19,573	\$0	\$63,382	\$603,923	\$686,878
27 - Jasper	\$20,360	\$1,886	\$93,093	\$200,254	\$315,593
28 - Kershaw	\$13,423	\$0	\$18,600	\$205,561	\$237,584
29 - Lancaster	\$154,501	\$2,066,620	\$176,277	\$206,779	\$2,604,176
30 - Laurens	\$17,363	\$0	\$18,000	\$207,796	\$243,159
31 - Lee	\$442,090	\$7,153	\$23,637	\$202,102	\$674,982
32 - Lexington	\$42,203	\$22,990	\$382,935	\$619,271	\$1,067,399
33 - Marion	\$1,593	\$0	\$42,909	\$170,533	\$215,035
34 - Marlboro	\$0	\$0	\$35,125	\$204,586	\$239,711
35 - McCormick	\$6,973	\$4,000	\$135,384	\$224,026	\$370,383
36 - Newberry	\$2,807	\$6,021	\$60,632	\$219,575	\$289,035
37 - Oconee	\$776	\$0	\$38,546	\$242,354	\$281,676
38 - Orangeburg	\$55,001	\$1,095	\$47,111	\$319,138	\$422,345
39 - Pickens	\$56,789	\$703	\$27,770	\$256,324	\$341,586
40 - Richland	\$3,095	\$1,227,098	\$42,887	\$725,936	\$1,999,016
41 - Saluda	\$2,208	\$1,960	\$58,095	\$202,358	\$264,622
42 - Spartanburg	\$238,163	\$3,052,623	\$0	\$641,182	\$3,931,969
43 - Sumter	\$4,029	\$0	\$77,250	\$368,498	\$449,777
44 - Union	\$4,684	\$5,013	\$73,032	\$210,661	\$293,390
45 - Williamsburg	\$16,236	\$2,897	\$61,643	\$216,479	\$297,255
46 - York	\$334,258	\$35,000	\$0	\$478,038	\$847,297
Local Partnerships	\$2,555,657	\$8,758,425	\$5,442,428	\$14,441,153	\$31,197,663

VISION 2020

THE STRATEGIC PLAN OF SOUTH CAROLINA FIRST STEPS, 2015-2020

STRATEGIC THEMES AND PRIORITIES

A. INCREASE ACCESS TO QUALITY EARLY CHILDHOOD PROGRAMS AND RESOURCES

- a. Further expand access to high-quality early care, education, and early literacy services, particularly in the Abbeville plaintiff communities.
- b. Enhance comprehensive services to children 0-5 and the families/caregivers who support them, recognizing families as the first and best teachers of their children.
- c. Increase understanding of school readiness domains and assessment, and “what works” to help young children succeed. Make information easily accessible in all communities and for all families.

B. ENHANCE LEADERSHIP DEVELOPMENT AND CAPACITY BUILDING

- a. Build state and local capacity by strengthening interagency collaboration, public-private partnerships, strengthening technical assistance and leadership development for early childhood partners statewide.
- b. Enhance systems of support for local partnerships, BabyNet providers, Early Head Start-Child Care Partnership and 4K families.

C. STRENGTHEN INTERAGENCY ACCOUNTABILITY AND PUBLIC-PRIVATE COLLABORATION

- a. Examine and strengthen early childhood transitions for children among SC’s early childhood system partners to ensure continuity of care and healthy development.
- b. Complete revision of BabyNet system and retrain personnel (OSEP, state agency partners, private interventionists)
- c. Identify system gaps, funding opportunities, and recommend solutions in the following program transitions:
 - i. Early Head Start- 4K (Head Start, FS, SDE)
 - ii. Part C- Part B (FS, DDSN, SDE)
 - iii. 4K to 5K (FS, SDE, schools, child care partners)
 - iv. Home visitors - Schools (FS, local partners, PAT, NFP, ESSS, Children’s Trust)
- d. Develop a system of shared, interagency accountability (state and local, public and private) by developing a shared data system, an inventory of services to children 0-5, and an interagency children’s budget.

For a chronological update on progress made toward the goals and objectives outlined in the 2016-2018 workplan associated with Vision 2020, see “Meeting of the Board of Trustees,” South Carolina First Steps (December 2018), pages 22-43. [Available from: <http://scfirststeps.org/wp-content/uploads/2018/12/SCFS-Board-Packet-December-6-2018.pdf>]

PAGE 1

Brain architecture built by age 5 from: Brown TT and Jernigan TL. Brain development during the preschool years. *Neuropsychol Rev.* 2012 Dec; 22(4):313-333.

PAGE 4

KRA results from: "Analysis of Kindergarten Readiness Assessment Results: School Year 2018-2019." South Carolina Education Oversight Committee (January 2019). [Available from: <https://eoc.sc.gov/sites/default/files/Documents/KRA/KRA%20Report.pdf>].

KRA results by county from: Calculations by Zack Catoe (Local Partnership Team, SC First Steps). Using "Analysis of Kindergarten Readiness Assessment Results: School Year 2018-2019." South Carolina Education Oversight Committee (2019). Accessed 7 Oct 2019. [Available from: <https://eoc.sc.gov/sites/default/files/Documents/KRA/KRA%20Report.pdf>]. (Note: Lexington/Richland 5 School District included in both Lexington and Richland County calculations)

PAGE 5

Medicaid eligible children in SC from: 5-Year Estimates: American Community Survey (2013-2017). Table B17024. US Census Bureau.

Single parent household in SC from: Calculated by Chelsea Richard from 5-Year Estimates: American Community Survey (2013-2017). Table S09091. US Census Bureau.

Births to mothers with less than a high school education from: Births (2018). Vital Statistics: South Carolina Department of Health and Environmental Control. Accessed 8 Oct 2019. [Available from: <http://scangis.dhec.sc.gov/scan/bdp/tables/birthtable.aspx>].

Children not told stories or sang to from: Child and Adolescent Health Measurement Initiative. 2016-2017 National Survey of Children's Health (NSCH) data query. Data Resource Center for Child and Adolescent Health supported by Cooperative Agreement U59MC27866 from the U.S. Department of Health and Human Services, Health Resources and Services Administration's Maternal and Child Health Bureau (HRSA MCHB). Accessed 23 Jul 2019. [Available from www.childhealthdata.org].

Children 3-4 years old not enrolled in preschool/nursery school in SC from: 5-Year Estimates: American Community Survey (2013-2017). Table S1401. US Census Bureau.

Percent of people living in a child care desert from: Child Care Deserts (2018). Center for American Progress. Accessed 25 Sep 2019. [Available from: <https://www.childcaresdeserts.org/?state=SC&split=true>]. (Note: definition of a child care desert is a census tract where there are no child care providers for more than 50 children under age 5 or there are more than three times as many children as licensed child care slots.)

PAGES 9-10

Quote from External Evaluation: "Evaluation of South Carolina First Steps to School Readiness: Local Partnerships from 2013-2014 to 2017-2018." Institute for Families in Society (October 2019). [Available from: <https://scfirststeps.org/wp-content/uploads/2019/11/Evaluation-of-South-Carolina-First-Steps-to-School-Readiness-Local-Partnerships-from-2013-2014-to-2017-2018-FINAL.pdf>].

PAGES 19-20

Quote from External Evaluation: "Evaluation of South Carolina First Steps to School Readiness: Local Partnerships from 2013-2014 to 2017-2018." Institute for Families in Society (October 2019). [Available from: <https://scfirststeps.org/wp-content/uploads/2019/11/Evaluation-of-South-Carolina-First-Steps-to-School-Readiness-Local-Partnerships-from-2013-2014-to-2017-2018-FINAL.pdf>].



*Private support of South Carolina First Steps enables us to have a life changing impact on more children.
Donations may be made by check or credit card. To donate by mail, please send your check payable to:*

South Carolina First Steps
1300 Sumter Street, Suite 100
Columbia, SC 29201

To donate by credit card, visit our website:

SCFIRSTSTEPS.ORG



803.734.0479 | 1.877.621.0865

