

AGENCY NAME:	Department of Transportation		
AGENCY CODE:	U12	SECTION:	084

Fiscal Year 2016-2017 Accountability Report

SUBMISSION FORM

AGENCY MISSION	SCDOT <i>connects communities and drives our economy</i> through the systematic planning, construction, maintenance and operation of the state highway system and the statewide intermodal transportation and freight system.
-----------------------	---

AGENCY VISION	It is SCDOT's vision to rebuild our transportation system over the next decade in order to provide adequate, safe and efficient transportation services for the movement of people and goods in the Palmetto state.
----------------------	---

Please select yes or no if the agency has any major or minor (internal or external) recommendations that would allow the agency to operate more effectively and efficiently.

RESTRUCTURING RECOMMENDATIONS:	Yes	No
	<input type="checkbox"/>	<input checked="" type="checkbox"/>

Please identify your agency's preferred contacts for this year's accountability report.

	<i>Name</i>	<i>Phone</i>	<i>Email</i>
PRIMARY CONTACT:	Rob Manning	803-737-2649	manningrl@scdot.org
SECONDARY CONTACT:	Susan Johnson	803-737-1381	johnsonsc@scdot.org

The information provided herein is true and accurate to the best of my knowledge based on information provided by staff.

AGENCY DIRECTOR (SIGN AND DATE):	<i>On file.</i>
(TYPE OR PRINT NAME):	Christy A. Hall, P.E., Secretary

BOARD/CMSN. CHAIR (SIGN AND DATE):	<i>On file.</i>
(TYPE OR PRINT NAME):	Woodrow "Woody" W. Willard, Jr., Chairman

AGENCY NAME:	Department of Transportation		
AGENCY CODE:	U12	SECTION:	084

AGENCY’S DISCUSSION AND ANALYSIS

The South Carolina Department of Transportation (SCDOT) is one of the largest state agencies in South Carolina and has a staff of approximately 4,500 men and women who work in all of the state’s 46 counties, with the central headquarters located in Columbia.

An eight-member Transportation Commission is the policy making body for SCDOT. The Commission appoints and works closely with the Secretary of Transportation who carries out the policies of the Commission, the daily operations of the agency and provides the direction of staff.

The Secretary of SCDOT recognizes that the statewide network of all SCDOT divisions, department, and units in offices at Headquarters and throughout the Districts are one team – **One SCDOT**. In retrospect of the extraordinary events of the past year, the SCDOT workforce not only serves to accomplish the mission and achieve the vision, it has also embodied the following SCDOT values:

- Team*
- Excellence*
- Accountability*
- Make a Difference*



INTERNAL FACTORS AFFECTING PERFORMANCE

SCDOT is charged with *connecting communities and driving our economy* through the systematic planning, construction, maintenance and operation of the state highway system and providing mass transit services. We operate and maintain over 41,000 miles (90,000 lane miles) of roads and over 8,400 bridges, ranking SC as the *fourth largest state-owned highway system in the nation* according to the Federal Highway Administration (FHWA). Some of the biggest challenges we have identified with the existing system are (1) poor pavement conditions, (2) structurally deficient bridges, (3) much-needed road widenings, and (4) deadly roads, which are detailed below:

POOR PAVEMENT CONDITIONS: 80% of our pavements need fixing. This has been the single largest area of underinvestment over the past 3 decades. More than half of our pavements have decayed so much that they need to be completely rebuilt from the foundation up. This is an \$11 billion problem for South Carolina.

STRUCTURALLY DEFICIENT BRIDGES: As of June 1, 2017, SC has 750 bridges with structural concerns. If a bridge is not safe, we will close it to traffic. However, there is a subset of these 750 that we are closely monitoring and have restricted the type of traffic that uses them....we call them load-restricted. There are about 315 of these types of bridges across the state where school buses, garbage trucks and fire trucks have to go around them due to the restrictions.

ROAD WIDENINGS: We are at least 10 years behind on our widening projects. These projects are very expensive and SCDOT has simply not been able to keep up with the pace of growth in SC.

DEADLY ROADS/SAFETY: We have the highest fatality rate in the nation. About 1,000 people die on our roads annually. The major roads in our rural areas are some of the deadliest roads in South Carolina. Higher travel speeds combined with deferred maintenance and decay of the roads have been a recipe for disaster.

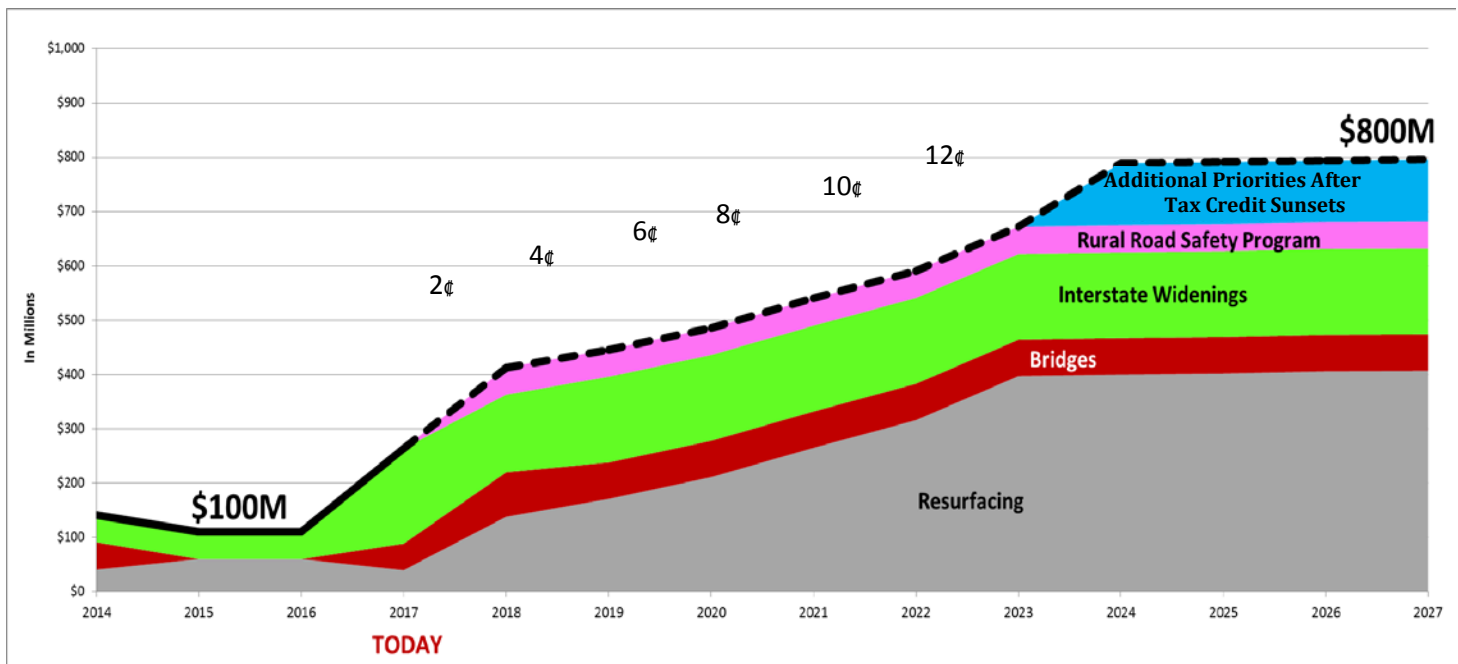
AGENCY NAME:	Department of Transportation		
AGENCY CODE:	U12	SECTION:	084

EXTERNAL FACTORS AFFECTING PERFORMANCE

To help resolve these infrastructure challenges, the **South Carolina General Assembly** passed 3 separate measures relating to road funding for DOT over the past several legislative sessions. Last year the General Assembly made history by passing the Roads Bill (Act 40) to put SCDOT on the right path of transforming our road system over the next 10 years.

Prior to the passage of the Roads Bill, the General Assembly increased SCDOT’s funding by about \$200 million annually. At full implementation, the 2017 Roads Bill will add about another \$600 million for South Carolina’s infrastructure. The gas tax is increased by 2 cents a year for six years, beginning July 2017, for a total of 12 cents by July 2022.

By combining that increase with prior years’ funding efforts, means the General Assembly has set in motion a plan to incrementally increase DOT’s funding over the next 6 years, eventually growing our investment in roads and bridges by \$800 million annually. Here is the plan for the use of the funding.



- (1) RESURFACING - The largest funding gap we have had in the past 30 years has been on resurfacing. The result has been crumbling roads, especially over the past 5 years. Currently ONLY about 20% of our pavements are in Good Condition. 80% need some kind of repair, with many needing complete reconstruction. The hole we have dug for ourselves on pavements is \$11 billion deep.

Because of this great need, we are dedicating half of the new funding to resurfacing. It will be a slow, incremental increase over a 6-year period to match our ability to ramp up with our road contractor and material suppliers’ ability to grow. At full implementation, we will be whittling away at this \$11 billion problem with \$407 Million annually from the new funding. **It will take a long time to completely fix the pavements.** We will prioritize our spending to ensure that our major routes and longer two lane roads

AGENCY NAME:	Department of Transportation		
AGENCY CODE:	U12	SECTION:	084

in our urban and rural communities are improved first. Low traffic roads will take longer for a turnaround.

- (2) BRIDGES: Following the investment in resurfacing, we will continue the bridge program first envisioned by the General Assembly in 2013. **Our intent is to address 465, or two-thirds, of the 750 structurally deficient bridges across the state.** Over the next 10 years, we intend to specifically target the load-restricted ones to try to completely eliminate this problem for our citizens and businesses.
- (3) INTERSTATE WIDENINGS: We will also continue the interstate widening programs that were laid out in 2013 and 2016. This aggressive plan will leverage these funds by issuing bonds and combine these resources with our federal funds. The net result will be nearly \$5 Billion worth of **work on 140 miles of our interstate system.** While this funding will address many of the 10-year-old needs on the interstate system, it will not address all of the interstate needs.
- (4) ROAD SAFETY PROGRAM: The Roads Bill will enable SCDOT to start a Rural Roads Safety Program. SC’s fatality rate is the highest in the nation. This program has been designed to target the worst of the worst roads in our state. **30% of our fatalities and serious injuries are happening on just 5% of our network.** This \$50 million annual investment will enable us to reclaim the safety features on the major roads that connect our communities together.

Widened shoulders, rumble strips, signing, paint, moving ditches back, removing fixed objects next to the pavements and resurfacing are tools in the tool box for this program. Each road will receive a tailored approach; this is not a one-size-fits-all approach as some roads have scenic characteristics that are important to the local community.

In six years, it is expected that the Safety Maintenance Tax Credit will sunset, which would return approximately \$115 million back to roads. Our recommendation would be to add additional priorities that enhance the movement of freight in our state to our current program. The widening of the rest of I-26 from Charleston to Columbia and I-95 at the Georgia line will be dependent on the tax credit sunset and those funds returning to the DOT.

10-YEAR RESULTS *forthcoming*

SCDOT Secretary Hall and the SCDOT Commission have moved the agency to embrace performance and asset management philosophies. This means tying investment levels to a desired outcome of the condition and performance of our transportation system. Targets have been established and the entire organization is aligned to achieve those targets. It is also designed to effectively manage and hold accountable the agency to achieving the targets outlined with the precious resources entrusted to the state’s lead transportation agency.

At a high level, this is what to expect for our network in the next 10-years.

- RESURFACING: Pavement Conditions will have improved all across the state, reversing the decay and making good progress towards restoring our network. This was the single largest area of need on our system and we were going to commit half of the new funding to it.
- BRIDGES: 465 structurally deficient bridges (of 750 identified) should be replaced, including 400 load-restricted bridges. This downward trend will continue in years 11 and beyond.

AGENCY NAME:	Department of Transportation		
AGENCY CODE:	U12	SECTION:	084

- **INTERSTATE WIDENINGS:** 140 miles of Interstate are being worked on in and around our urban areas in the Lowcountry, Midlands and Upstate. These include 3 of our biggest pinch-points for the movement of freight across our state: I385/85 in Greenville, I26/526 in Charleston and Malfunction Junction in Columbia. Some of these much-needed projects have been stalled for the past decade or longer. Thanks to the General Assembly, we can finally start work on the I-26 / I-20 / I-126 interchange, also known as Malfunction Junction, in the center of our state. This single project alone is expected to cost \$1.5 Billion and will be our most expensive project in the history of SCDOT.
- **ROAD SAFETY PROGRAM:** Address the safety needs on more than 1,000 miles of the worst-of-the-worst or deadliest rural roads in our state.

New STRATEGIC PLAN

With the passage of the Roads Bill, we are able to begin our journey to repair of the crumbling and deadly roads in South Carolina. We expect to put the funding to work immediately and make excellent progress to restore our roads and bridges. It is imperative that we embrace a new direction to move us forward. With this in mind, on July 1, 2017, the entire SCDOT Agency embarked on a new Strategic Plan. This plan is expanded on the attached “Strategic Planning” spreadsheet and includes 5 goals:

- 1: **Improve safety** programs and outcomes in our high-risk areas.
- 2: **Maintain and preserve** our **existing** transportation infrastructure.
- 3: **Improve SCDOT program delivery** to increase the efficiency and reliability of our road and bridge network.
- 4: **Provide a safe and productive work environment** for SCDOT employees.
- 5: **Earn public trust** through transparency, improved communications and audit compliance.

RISK ASSESSMENT & MITIGATION STRATEGIES

SCDOT is committed to make a difference. Under the leadership of Christy Hall, P.E. as Secretary, we have increased our transparency by publishing on our webpage our audits, financial reports and dashboards reflecting the condition of the system and organizational performance. Secretary Hall has led the way in tying investment levels to achieving desired outcomes and increasing accountability.

We understand the need for SCDOT to earn and keep the trust of the public. We continue to look at ways to improve our efficiency. In previous Accountability Reports we identified that our roads and bridges were in crisis. Thanks to the General Assembly we have been entrusted with the new Roads Bill. **We are very thankful for the opportunity to make a difference for our Great State as we know our citizens and economy depends on it.**

The reform measures passed with the 2017 Roads Bill will be instrumental in ensuring that politics and undue influence are removed from the daily operations of the agency, the prioritization of projects and the awarding of DOT contracts.

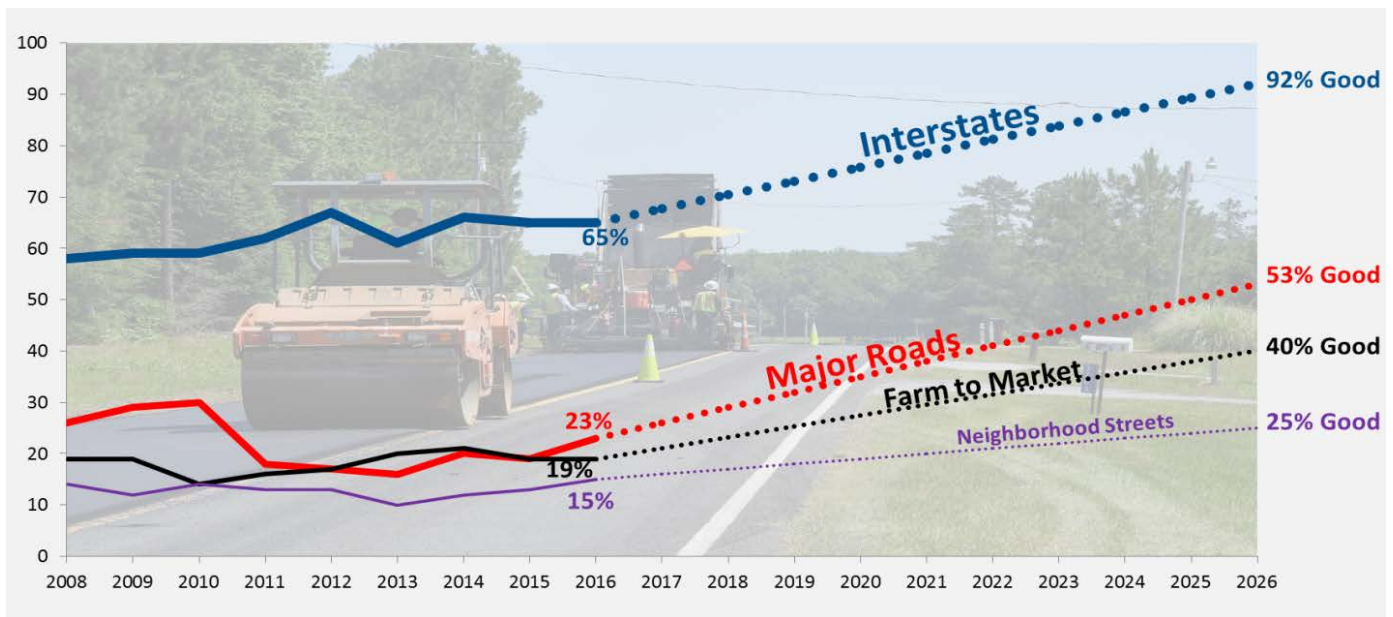
AGENCY NAME:	Department of Transportation		
AGENCY CODE:	U12	SECTION:	084

TRANSPORTATION ASSET MANAGEMENT PLAN

An additional tool used as a performance and risk-based decision making tool, is the Transportation Asset Management Plan (TAMP). This debuted in June of 2016, and was designed to assist SCDOT in analyzing long-term system performance and condition and guide our investment decisions. It focuses on business and engineering practices for resource allocation and utilization, with the objective of better decision-making based upon quality information and well-defined goals. The intent of the plan is to minimize the life-cycle costs for managing and maintaining transportation assets, including roads, bridges, and roadside features. Asset Management principles support the strategic process of resource allocation that uses a risk and performance-based approach to maintain and preserve the condition of physical assets.

The TAMP is based on a 10-year horizon and is delivered in two phases. Phase 1 is to establish fiscally constrained performance goals for pavements and bridges. Phase 2 will be to establish fiscally constrained performance goals for the remaining elements. The intent is to provide a roadmap for the agency to use to achieve our targeted 10-year performance goals.

To understand where we are going, it is important to understand where we have been. The chart below is a detailed view of our historical and predicted Pavement Conditions trend lines.



After the funding is fully phased in 6 years from now, we will be able to double our investment in resurfacing from today's levels. Unfortunately, because so many of our roads have decayed to the point of needing complete rebuilding from the foundation up, the costs to repair are steep and it will take time.

GETTING TO GOOD

Our pavements are expected to continue to improve in years 11 and beyond to the tune of about 2-3% a year. It will take us about 2 decades to completely restore the network. All counties in our state should see a gradual increase in the number of roads resurfaced annually. Most of the network will see a near doubling of % Good pavements over the next 10 years, with another 10 years needed to finish closing the gap. **Our Goal is to be able to say again, "See the Best State on the Best Roads".** Below is a breakdown of how we get to "Good:"

AGENCY NAME:	Department of Transportation		
AGENCY CODE:	U12	SECTION:	084

- (1) About 2/3 of our **interstates** are considered to have good pavement conditions today. With this new infusion of funding, we are predicting that by 2026, 90% of our interstate pavements will be in good condition.
- (2) Our highest priority on pavement side is to address the **major routes** in our urban and rural areas, these are the roads with a US or SC shield on them. These roads are referred to by the Secretary of Transportation as in a state of crisis. It carries almost half of all of our traffic daily and serves as the arteries of our transportation network all across the state. Today, more than 75% of this network needs repairs. Our target is to have at least half of the system to a state of Good Condition in 10 years.
- (3) Our **farm-to-market** secondary roads are predicted to double in percent good to 40%.
- (4) Similar improvements are expected for the state-owned **neighborhood streets**, which alone are more than the entire state systems in 42 other states.

ACCOMPLISHMENTS

During the 2016-2017 fiscal year, SCDOT earned major achievements and awards. These successes reflect the strong leadership and the hard work of the SCDOT employees. Below are a few SCDOT highlights:

March 10, 2017 – SCDOT commemorated 100 years of service in a historic ceremony in front of the Headquarters building. The Governor proclaimed it as “**South Carolina Department of Transportation Centennial Celebration Day**” and encouraged all South Carolinians to recognize the agency for its work on behalf of the citizens of the Palmetto State. The day highlighted a year-long celebration.

April 25, 2017 -- The agency’s State Highway Emergency Program – **SHEP** – at a news conference celebrated the progress and successes the program has made during its **20 years of operation**. SHEP has helped more than 771,000 stranded motorists across the major routes of South Carolina.

May 10, 2017 – The SC House and Senate give final approval to the “**Roads Bill**” which provides SCDOT with the first sustainable and significant increase in revenue in the 30 years. New programs are planned using the new revenue to “Rebuild South Carolina’s Roads.” (See June 20, 2017)

June 14 -2017 – The **Highway Workers Safety Bill** is signed into law. After a five-year journey through the legislative process, Gov. Henry McMaster signed the legislation at SCDOT’s Aiken County Maintenance facility where two SCDOT workers assigned to that unit lost their lives in one work zone crash. The law creates specific penalties for motorists who speed through work zones above the posted limits. Significant fines have been set for endangering a highway worker without causing bodily harm to the death of a highway worker. The fines collected will be used to fund more law enforcement officers who will focus on patrolling work zones.

June 20, 2017 – The **SCDOT Commission approves a 10-Year Plan** for the expenditure of the new revenue provided by the Roads Bill. The plan uses a six-year gradual accumulation of new highway revenues to address four major programs. Over the next ten years, we will:

1. Improve the “worst-of-the-worst” dangerous rural roads at a rate of 100 miles per year.
2. Replace 50% of the state’s 750 Structurally Deficient bridges, including all of the load-restricted bridges.
3. Resurfacing and rebuilding 50% of the state’s highways that are rated in poor condition. (80% of the state’s 42,000-mile system).
4. Embarking on 11-12 Interstate widening projects. The previous decade saw only four of these projects get underway.

AGENCY NAME:	Department of Transportation		
AGENCY CODE:	U12	SECTION:	084

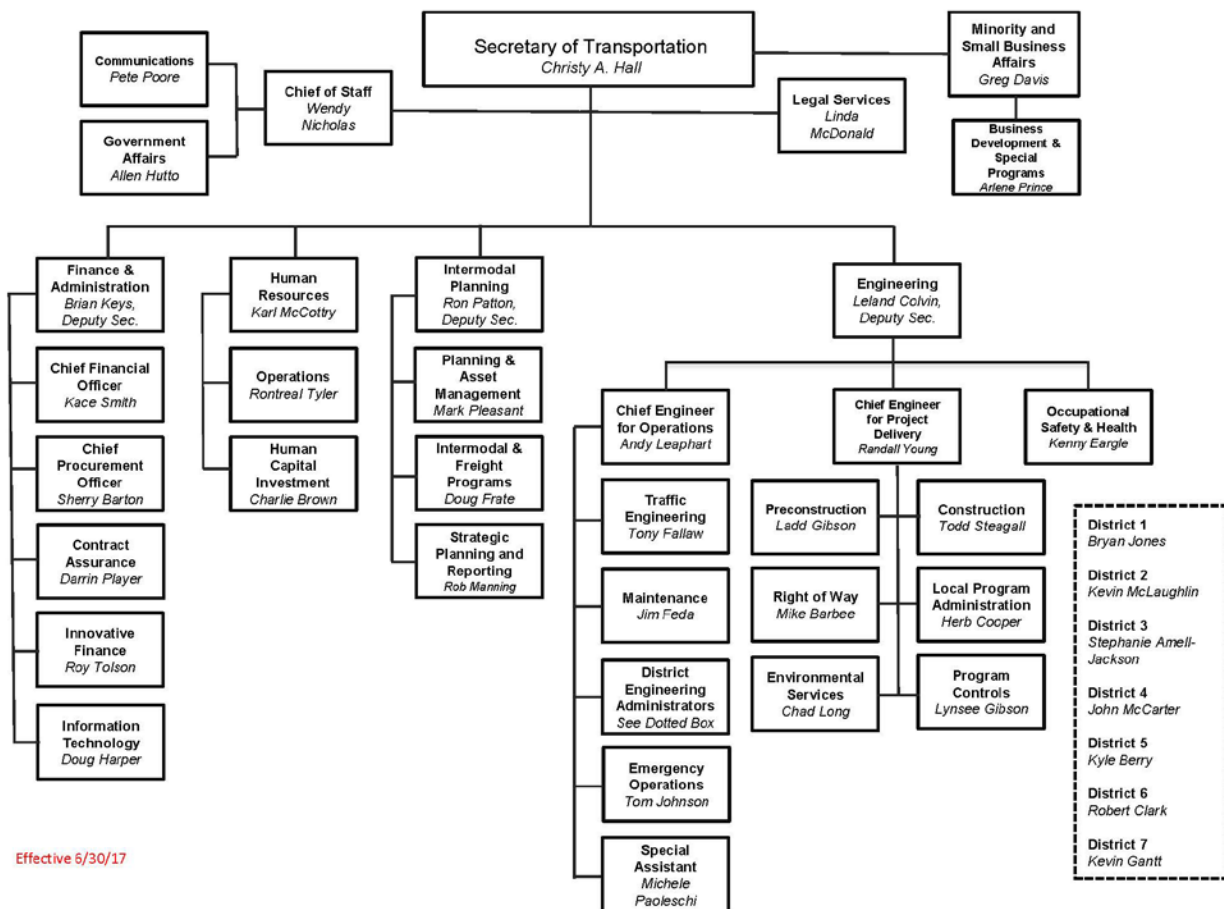
As the revenue increase over the six-year ramp-up period, South Carolinians will see an increasing number of work zones related to these projects with each passing year.

RESTRUCTURING RECOMMENDATIONS

LEADERSHIP CHANGES

There are no recommendations for restructuring at this time. However, since the submittal of the 2016 Annual Accountability Report, there have been several changes in Agency Leadership, which are also reflected in the organizational chart below.

- At the January 2017 meeting, Woodrow “Woody” W. Willard, Jr., who represents the 4th Congressional District, was elected Chairman of the Transportation Commission (*not shown on chart below*).
- Tony K. Cox who represents the 7th Congressional District joined the Commission on June 23, 2017 (*not shown on chart below*).
- Karl McCottry was named Director of Human Resources on December 17, 2016.
- Rontreal J. Tyler was named Human Resources Director of Operations on February 17, 2017.
- Chad Long was named the Director of Environmental Services on June 8, 2017.
- Kevin Gantt, P.E., became the District Engineering Administrator for District 7 on February 6, 2017.



Effective 6/30/17

IN HONOR

On March 13, 2017, a three-person SCDOT crew was working along Augusta Road in Aiken County when they were struck by a car. Two of our employees died at the scene and a third was injured.

*We submit this Annual Accountability Report
in honor of our fallen employees,
Anthony Redmond and **Robert Clark**.*

We have pledged to never forget our employees who have been killed doing their jobs. At SCDOT, our employees are our most valuable asset, and safety is our top priority. Our motto remains: "Let 'Em Work, Let 'Em Live."

Agency Name: Department of Transportation

Fiscal Year 2017-2018
Accountability Report

Agency Code: U12 Section: 084

Strategic Planning Template

Type	Goal	Item # Strat	Object	Associated Enterprise Objective	Description
G	1			Maintaining Safety, Integrity and Security	Improve safety programs and outcomes in our high-risk areas.
S		1.1			Continue implementation of Highway Safety Plan.
O			1.1.1.		Reduce fatalities by 6% by end of calendar year 2020.
S		1.2			Develop and implement a data-driven, rural road safety program.
O			1.2.1.		Reduce fatalities on roads in our rural communities.
G	2			Public Infrastructure and Economic Development	Maintain and preserve our existing transportation infrastructure.
S		2.1			Improve SCDOT's reliability on resolving reported maintenance issues.
O			2.1.1.		Increase responsiveness regarding customer service requests for routine maintenance items.
S		2.2			Utilize the Transportation Asset Management Plan to drive outcomes on system and asset condition.
O			2.2.1.		Increase the Percentage of Good Pavements on the road network across the state.
O			2.2.2.		Decrease the number of structurally deficient bridges across the state.
O			2.2.3.		Improve the level of service of our day-to-day maintenance of the State System for key safety-related items.
O			2.2.4.		Decrease the number of mass transit vehicles in poor condition.
S		2.3			Increase competition by growing the number of South Carolina contractors capable of bidding on road and bridge work.
O			2.3.1.		Enhance the network of small businesses that are ready, willing, and able to assist the Agency
G	3				Improve SCDOT program delivery to increase the efficiency and reliability of our road and bridge network.
S		3.1			Target known congestion areas.
O			3.1.1.		Improve the reliability of the movement of people and goods across the major portions of our road network.
S		3.2			Increase SCDOT's reliability of delivering projects on-time and on-budget.
O			3.2.1.		Projects proceed on schedule and within budget in accordance to SCDOT's 10-year Program Delivery Plan.

Agency Name: Department of Transportation

Fiscal Year 2017-2018
Accountability Report

Agency Code: U12 Section: 084

Strategic Planning Template

Type	Goal	Item # Strat	Object	Associated Enterprise Objective	Description
O			3.2.2.		<i>Expedite the environmental permitting process for road and bridge projects.</i>
G	4				Provide a safe and productive work environment for SCDOT employees.
S		4.1			Promote workforce safety throughout the state.
O			4.1.1.		<i>Increase the public's awareness of highway worker safety in our work zones.</i>
O			4.1.2.		<i>Establish programs to provide unit and individual safety awards and incentives.</i>
S		4.2			Reinforce a culture of excellent customer service at SCDOT.
O			4.2.1.		<i>Launch updated Customer Service Training.</i>
O			4.2.2.		<i>Increase responsiveness.</i>
S		4.3			Plan for an evolving workforce.
O			4.3.1.		<i>Prepare for an anticipated loss of workforce experience and expertise due to TERI program completion and other requirements.</i>
O			4.3.2.		<i>Train and develop a strong bench of future leaders through participation in leadership programs.</i>
O			4.3.3.		<i>Continue and enhance efforts to promote a more diverse and inclusive workforce.</i>
G	5				Earn public trust through transparency and improved communications and partnership with industry partners.
S		5.1			Utilize multiple ways to facilitate interactive communication about SCDOT.
O			5.1.1.		<i>Simplify the website to create a more user-friendly interface.</i>
O			5.1.2.		<i>Launch Speaker's Bureau to provide forums for agency personnel to provide updates directly to the public and our industry partners.</i>
S		5.2			Retool our existing reports to make them easier to understand.
O			5.2.1.		<i>Simplify public reporting on the use of taxpayer dollars.</i>
O			5.2.2.		<i>Develop an effective method for communicating how projects are prioritized.</i>
S		5.3			Provide continuous assurance of audit compliance.
O			5.3.1.		<i>Institute a process for providing verification that corrective actions implemented as a result of an audit are continuous.</i>

Agency Name: Department of Transportation

Fiscal Year 2016-2017
Accountability Report

Agency Code: U12 Section: 084

Performance Measurement Template

Item	Performance Measure	Last Value	Current Target Value	Current Value	Future Target Value	Time Applicable	Data Source and Availability	Calculation Method	Associated Objective(s)	Meaningful Use of Measure
1	Number of fatalities in the calendar year.	1020	Baseline to be established	622	Decrease by 2% as compared to previous calendar year.	Annually	Traffic Engineering	Fatalities from Jan 1 to Dec 31.	1.1.1., 1.2.1., 2.1.1., 2.2.1, 2.2.2., 2.2.3., 2.2.4., 3.1.1., 3.2.1.	Save lives.
2	Miles of Rural Roads treated annually.	Program being initialized	100	Program being initialized	300 miles of rural roads treated by close of calendar year 2020.	Annually	Traffic Engineering	Per centerline mile.	1.1.1., 1.2.1., 2.1.1., 2.2.1, 2.2.3.	Reduce fatalities om our rural roads.
3	Annual average of percentage of routine maintenance work requests resolved within 30 days.	N/A - new measure	75%	81% (FY 17)	75% resolved within 30 days in each county, each state fiscal year.	Monthly/ Annually	Maintenance	Access database using HMMS data to identify the number of work requests marked "Closed" or "Completed" within 30 days of receipt.	2.1.1.	Keep public safe on roads and bridges statewide.
4	Percentage of Pavements in Good Condition.	65%	92% (in 2026)	65%	Increase the % Good Pavements on the Interstate System by June 30, 2020.	Annually	Maintenance	Values taken from the TAMP Performance Viewer.	2.2.1.	Make progress towards reversing 30 years of neglect.
5		19%	53% (in 2026)	23%	Increase the % Good on the Major roads (Primary System) by June 30, 2020.	Annually	Maintenance	Values taken from the TAMP Performance Viewer.	2.2.1.	Make progress towards reversing 30 years of neglect.
6		19%	40% (in 2026)	19%	Increase the % Good on the Farm-to-Market roads (FA Secondaries) by June 30, 2020.	Annually	Maintenance	Values taken from the TAMP Performance Viewer.	2.2.1	Make progress towards reversing 30 years of neglect.
7		13%	25% (in 2026)	15%	Increase the % Good on the Neighborhood streets (NFA Secondaries) in the State System by June 30, 2020.	Annually	Maintenance	Values taken from the TAMP Performance Viewer.	2.2.1.	Make progress towards reversing 30 years of neglect.
8	Number of Load-Restricted bridges.	348	0 (in 2026)	311	Decrease the number of load-restricted bridges on the State System by June 30, 2020.	Annually	Maintenance and Preconstruction	Actual number of Load Restricted bridges.	2.2.2.	School buses, garbage trucks, and fire trucks have to go around load-restricted bridges.
9	Number of Structurally Deficient Bridges on the National Highway System.	70	0 (in 2026)	96	Decrease the number of structurally deficient bridges on the National Highway System by June 30, 2020.	Annually	Maintenance and Preconstruction	Actual number of Structurally Deficient Bridges on the National Highway System.	2.2.2.	Ensuring safety of our bridges.
10		36%	Baseline to be established	36%	Reduce the statewide percentage of deficient pavement markings by 10% by June 30, 2020.	Annually	Maintenance	MAP assessment data - See MAP Data for Strategic Plan Analysis Excel Document.	2.2.3.	Making steady and incremental progress to climb out of a deep hole due to 30 years of under funding.

11	Maintenance Assessment Program Scores for individual asset categories.	4%	Baseline to be established	4%	Reduce the statewide percentage of unacceptable shoulders by 10% by June 30, 2020.	Annually	Maintenance	MAP assessment data - See MAP Data for Strategic Plan Analysis Excel Document.	2.2.3.	Making steady and incremental progress to climb out of a deep hole due to 30 years of under funding.
12		10%	Baseline to be established	10%	Reduce the statewide percentage of roadway with deficient brush management by 10% by June 30, 2020.	Annually	Maintenance	MAP assessment data - See MAP Data for Strategic Plan Analysis Excel Document.	2.2.3.	Making steady and incremental progress to climb out of a deep hole due to 30 years of under funding.
13		10%	Baseline to be established	10%	Reduce the statewide percentage of roadway with deficient limb height by 10% by June 30, 2020.	Annually	Maintenance	MAP assessment data - See MAP Data for Strategic Plan Analysis Excel Document.	2.2.3.	Making steady and incremental progress to climb out of a deep hole due to 30 years of under funding.
14		4	4	4	Conduct 4 mowing cycles annually in all counties statewide for all route types by June 30, 2020.	Annually	Maintenance	MAP assessment data - See MAP Data for Strategic Plan Analysis Excel Document.	2.2.3.	Making steady and incremental progress to climb out of a deep hole due to 30 years of under funding.
15	Number of SCDOT titled public transit vehicles operating past their useful life.	47%	40%	47%	Decrease the percentage operating past their useful life by June 30, 2020.	Annually	Intermodal & Freight Programs	Number of public transit vehicles operating past the prescribed useful life divided by the total number of vehicles.	2.2.4	Planning, developing, and coordinating a comprehensive intermodal transportation plan.
16	Number of certified Disadvantaged Business Enterprises (DBEs) and Small Business Enterprises (SBEs) that receive technical training, business development and management assistance through SCDOT.	N/A - new measure	125	39 (As of July 31, 2017)	From July 1, 2017 to June 30, 2020, annually serve a minimum of 125 DBE and SBE firms that align with the Agency's needs.	Annually	Minority & Small Business Affairs	Information tracked through DBE tracking system and FHWA Monthly reports.	2.3.1.	Build and maintain relationships by facilitating the development of socially and economically disadvantaged businesses; thereby, enhancing their capability of doing business with SCDOT.
17		N/A	Project currently scheduled for complete open to traffic on 5/24/19	On schedule for 5/24/19 opening	By June 30, 2020, all lanes are fully open to traffic for the I85/I385 interchange improvement project in Greenville.	Annually	Construction and Preconstruction	Utilizing project milestones in contract or approved by SCDOT.	3.1.1.	Developing, designing, and delivering engineering projects for the construction of highways and bridges.

18	On-time delivery of critical interstate-to-interstate interchanges improvement projects.	N/A	Project award currently scheduled before 12/31/19	On Schedule	By December 31, 2019, award a design-build contract for the I26/I20/I126 interchange improvement project in Columbia.	Annually	Construction and Preconstruction	Schedule located on http://www.scdotcarolinacrossroads.com/ .	3.1.1.	Developing, designing, and delivering engineering projects for the construction of highways and bridges.
19		N/A	Project Request for Proposals currently scheduled before 6/30/20	On Schedule	By June 30, 2020, the design-build contract Request for Proposals is issued for the I26/I526 interchange improvement project in Charleston.	Annually	Construction and Preconstruction	Future updates will be located at: http://www.526lowcountrycorridor.org/default.aspx .	3.1.1.	Developing, designing, and delivering engineering projects for the construction of highways and bridges.
20	Average time to clear travel lanes for traffic incidents along our Incident Management Zones.	N/A - new measure	20	21 mins	20 minutes or less.	Annually	Traffic Engineering	Measured from detection to roadway clearance.	3.1.1.	Easing known congested areas and improves safety.
21	Number of "Let'Em Work, Let 'Em Live" messages transmitted to the public.	N/A - new measure	100	First report due January 2018	Beginning July 1, 2017, issue at least 100 messages each state fiscal year.	Annually	Communications	Number of messages transmitted.	4.1.1.	Providing greater public awareness to the challenges of work zone areas.
22	Number of SCDOT fatalities in our work zones.	1	0	2	Zero each state fiscal year.	Annually	Safety Office	Number of fatalities.	4.1.2.	Save the lives of our SCDOT teammates.
23	Number of reportable workplace injuries at SCDOT.	465	372	466	Beginning July 1, 2018, achieve a 5 percent annual reduction over the previous 5-year rolling average.	Annually	Safety Office	Total number reported from "Total first report of injury filed by year."	4.1.2.	Live by the SCDOT motto of, "Safety 1st - Live by It."
24	Number of SCDOT Team members that have received updated Customer Service Training.	0%	50%	Training just launched	100% of workforce has received training by July 1, 2019.	Annually	Human Resources	Percentage of total FTEs who have completed updated customer training.	4.2.1.	Being more responsive, cordial, and helpful to our citizens. Saying thank you for basic items.
25	Percentage of customer inquiries to call center acknowledged by responsible unit within two business days.	N/A - new measure	95%	First report due January 2018	From July 1, 2017 through June 30, 2020, 95% of customer inquiries to call center are acknowledged by the responsible unit within 2 business days.	Daily/ Annually	Call Center	Response times will be tracked and percentage will be calculated within the call center tracking system. Completion times are currently tracked, but acknowledgement times are not. Meeting with IT Services was held 7/18/17 to discuss needed changes to tracking system.	4.2.2.	Providing timely, accurate, and relevant information to customers making the inquiries.
26	Number of days to decision for commercial development permits following complete package submittals.	93%	90%	93%	90% processed within 30 calendar days, each state fiscal year between July 1, 2017 and June 30, 2020.	Annually	Maintenance	Encroachment Permit Processing System (EPPS) Report.	4.2.2.	

27	Development and implementation of Succession Management planning.	0	7	3	Prior to January 1, 2018, 100% of our Divisions have developed and are utilizing a Succession Management plan.	Annually	Human Resources	Number of Direct Reports to the Secretary who have completed and submitted succession management plans.	4.3.1.	Ensuring the right leaders are in place prior to major periods of transition (i.e. TERI retirement).
28	National Bridge Inspection Standards certified inspectors are readily available to assist in the inspection and monitoring of our bridges.	New initiative for 2017/18	N/A	Contract Proposals Under Review	Prior to January 1, 2018, an outsourcing bridge inspection contract is in place to assist our staff.	Annually	Maintenance	Director of Maintenance information.	4.3.1.	Must ensure critically important skilled personnel are available to inspect and monitor bridges.
29	Number of graduates of the LEAD, CPM and AASHTO leadership development programs.	61	81	61	From July 1, 2017 through June 30, 2020, add 60 leadership program graduates to our ranks.	Annually	Human Resources	Number of graduates of respective courses who are in FTE positions in the Agency.	4.3.2.	Building a bench of future leaders to maintain continuity and effectiveness of policies, procedures, and programs.
30	Number of employees that participate in Affirmative Action Overview training, including requirement for a 3-year refresher.	N/A - new measure	100% of workforce	New program being initialized	By July 1, 2019, 100% of SCDOT workforce will have received training.	Annually	Minority & Small Business and Human Resources	The HR Learning Management System will be utilized to track/monitor employees upon completing the AA Overview training.	4.3.3.	A top priority and especially important skill set during hiring actions.
31	Development and implementation of an Affirmative Action training component for newly hired managers and supervisors.	N/A - new measure	60 per year	28/60 = 46% 7/2017 8/2017	By January 2018, the new component has been incorporated into the Human Resources Fundamental course.	Annually	Minority & Small Business and Human Resources	The AA Office will provide training during the Fundamentals of HR Management course. This course is offered 6 times per year, to include at least 10 hiring officials per class.	4.3.3.	Enhancing equal opportunities through small business development, contracting, monitoring and workforce development.
32	Revamping the website to focus on the core areas.	N/A	N/A	N/A	By January 1, 2018, the website has been simplified to no more than 6 main buttons.	Annually	Information Technology and Communications	We are culling content from our site by working with individual departments, trying to attain feedback and design web pages.	5.1.1.	Making our site more customer and user friendly and easier to do operations with SCDOT via the net.
33	Number of public speaking engagements.	N/A - new measure	100	First report due January 2018	Between July 1, 2017 and June 30, 2018, SCDOT staff to engage in at least 100 speaking engagements.	Annually	Communications	Number of speaking engagements recorded across the state.	5.1.2.	Getting the SCDOT story out to the public. Making SCDOT operations more transparent.
34	Statewide, District and County reports are published monthly on the webpage.	N/A	N/A	N/A	By January 1, 2018, the financial reports have been updated and are published monthly on the webpage.	Annually	Finance	After SCEIS closes monthly transactions, a report of major funding activity is generated and published on webpage.	5.2.1.	Making it easier to address and view technical reports.

35	A simpler description of the process has been published on the webpage.	Current Project Ranking webpage	New webpage that simplifies the project ranking process narrative	Current Project Ranking webpage	By January 1, 2018, a simpler description of the process has been published on the webpage.	Annually	Communications and Planning	NA	5.2.2.	Putting technical highway engineering language into material that is easier for the public to understand.
36	Creation of a repository with regular updates, including verified management action plans.	N/A - new measure	N/A	N/A	By January 1, 2018, a repository has been created and regular verification procedures established for assurance to responsible SCDOT leadership.	Annually	Internal Audit Services	Number of days past 1/1/18.	5.3.1.	Asking the "why" of what we do and ensuring we stay in compliance like a professional organization should.

Agency Name: Department of Transportation

Fiscal Year 2016-2017
Accountability Report

Agency Code: U12 Section: 084

Program Template

Program/Title	Purpose	FY 2016-17 Expenditures (Actual)				FY 2017-18 Expenditures (Projected)				Associated Objective(s)
		General	Other	Federal	TOTAL	General	Other	Federal	TOTAL	
I. Administration					\$ -					
I.A. General	Provide support services needed to facilitate the delivery of SCDOT's mission.		\$ 41,451,926		\$ 41,451,926		\$ 42,988,470		\$ 42,988,470	1.1.1., 1.2.1., 2.1.1., 2.2.1., 2.2.2., 2.2.3., 2.3.1., 3.1.1., 3.2.1., 3.2.2., 4.1.1., 4.2.1., 4.2.2., 4.3.1., 4.3.2., 4.3.3., 5.1.1., 5.1.2., 5.2.1., 5.2.2.
I.B. Land & Buildings	Statewide maintenance facilities, district offices, sign shop, lab, and land (i.e. right-of-way).	\$ 716,847	\$ 2,680,903		\$ 3,397,750		\$ 6,523,000		\$ 6,523,000	1.1.1., 1.2.1., 2.3.1., 3.1.1., 3.2.1., 4.1.1., 4.2.2., 4.3.1., 4.3.2., 4.3.3., 5.1.1.
					\$ -					
II. Highway Engineering										
II.A. Engineering Admin & Project Management	Program funds the core engineering project management to support the statewide delivery of the highway program.		\$ 88,916,310		\$ 88,916,310		\$ 94,077,514		\$ 94,077,514	1.1.1., 1.2.1., 2.1.1., 2.2.1., 2.2.2., 2.2.3., 2.3.1., 3.1.1., 3.2.1., 3.2.2., 4.1.1., 4.1.2., 4.2.1., 4.2.2., 4.3.1., 4.3.2., 4.3.3., 5.1.1., 5.2.2.
II.B. Engineering Construction	Program funds the construction and repair of roads and bridges statewide.	\$ 69,715,818	\$ 1,133,846,184		\$ 1,203,562,002	\$ 50,000,000	\$ 1,472,434,951		\$ 1,522,434,951	1.1.1., 1.2.1., 2.2.2., 2.3.1., 3.1.1., 3.2.1., 4.1.1., 4.3.1., 4.3.2., 4.3.3., 5.1.1., 5.1.2.
II.C. Highway Maintenance	Program funds the routine maintenance of statewide roads, bridges, buildings, and rights-of-way, as well as work requests received.		\$ 229,581,222		\$ 229,581,222		\$ 233,167,794		\$ 233,167,794	1.1.1., 1.2.1., 2.1.1., 2.2.1., 2.2.2., 2.2.3., 2.3.1., 3.1.1., 3.2.1., 3.2.2., 4.1.1., 4.1.2., 4.2.1., 4.2.2., 4.3.1., 4.3.2., 4.3.3., 5.1.1., 5.1.2., 5.2.2., 5.3.1.
					\$ -					
III. Toll Operations	Annual debt service and operations of Cross Island Parkway.		\$ 6,817,988		\$ 6,817,988		\$ 7,697,187		\$ 7,697,187	1.1.1., 1.2.1.
					\$ -					

Agency Name: Department of Transportation

Fiscal Year 2016-2017
Accountability Report

Agency Code: U12 Section: 084

Program Template

Program/Title	Purpose	FY 2016-17 Expenditures (Actual)				FY 2017-18 Expenditures (Projected)				Associated Objective(s)
		General	Other	Federal	TOTAL	General	Other	Federal	TOTAL	
IV. Non-Federal Aid Highway Fund	Operating expenses for maintenance activities and contracts on non federal aid secondary roads.	\$ 50,000,000	\$ 55,098,570		\$ 105,098,570	\$ 1	\$ 93,476,262		\$ 93,476,263	1.1.1., 1.2.1., 2.1.1., 2.2.1., 2.2.2., 2.2.3., 2.3.1., 3.1.1., 3.2.1., 3.2.2., 4.1.1., 4.1.2., 4.2.1., 4.2.2., 4.3.1., 4.3.2., 4.3.3., 5.1.1., 5.1.2., 5.2.1., 5.2.2., 5.3.1.
					\$ -					
V. Mass Transit	Intermodal Planning and allocations and aid for transit services, equipment and operating expenses.	\$ 57,270	\$ 28,208,861		\$ 28,266,131	\$ 57,270	\$ 34,735,437		\$ 34,792,707	1.1.1., 1.2.1., 2.2.4., 3.1.1., 3.2.1.
					\$ -					
VI. Employee Benefits	State employer contribution and total fringe benefits.		\$ 85,838,187		\$ 85,838,187		\$ 92,780,456		\$ 92,780,456	4.3.1., 4.3.2., 4.3.3.
					\$ -					
Totals		\$ 120,489,935	\$ 1,672,440,151	\$ -	\$ 1,792,930,087	\$ 50,057,271	\$ 2,077,881,071	\$ -	\$ 2,127,938,342	

Note: Earmarked 2017 Expenditures on the CG 424 6/30/17 :	632,366.18	CG424 6/30/17	1,793,408,002	CG424 07/01/17	2,127,938,342
Earmarked Expenditures for SHEP and Orangeburg Office ONLY:	157,450.74	Less Ear/Salts	470,364	Above	2,127,938,342
Earmarked Expenditures on CG 424 Salt Sheds (state funds):	470,363.81	Correct Total	<u>1,792,937,638</u>	Diff	-
Earmarked Expenditures ONLY included above in Land/Building:	157,450.74		(7,551.63)		

*capital projects not rolled yet by EBO. Will add once rolled forward to 2018.

Agency Name: Department of Transportation

Fiscal Year 2016-2017
Accountability Report

Agency Code: U12 Section: 084

Legal Standards Template

Item #	Law Number	Jurisdiction	Type of Law	Statutory Requirement and/or Authority Granted	Does this law specify who (customer) the agency must or may serve? (Y/N)	Does the law specify a deliverable (product or service) the agency must or may provide? (Y/N)
1	SC Code Title 57	State	Statute	The entirety of Title 57 applies to the Department of Transportation. Title 57 contains the following Chapters: 1. General provisions, 3. Department of Transportation, 5. State Highway System, 7. Obstruction or Damage to Roads or Drainage, 9. Abandonment or Closing of Streets, Roads or Highways, 11. Financial Matters, 13. Provisions Affecting Bridges Only, 15. Provisions Affecting Ferries Only, 17. County Roads, Bridges, and Ferries Generally, 19. County Road Taxes and Assessments, 21. Paving Districts in Counties with City of Over 70,000, 23. Highway Beautification and Scenic Routes, 25. Outdoor Advertising and 27. Junkyard Control.	Y	Y
2	SC Code of Regulations, Chapter 63	State	Regulation	Chapter 63 of the SC Code Regulations applies to the Department of Transportation. The regulations include: 63-10 - Transportation Project Prioritization; 63-30 - Commission approval of actions; 63-100 - Secretary of Transportation Approval of Actions; 63-300 to 309 - Prequalification and Disqualification of Bidders; 63- 322 - Relocation of Displaced Persons; 63-338 - Highway Advertising Control Act; 63-361- Movement of Machinery over Highways; 63-370 - Driveways; 63-380 - Erosion Control ; 63-390 - Tandem Trailer Combinations and Other Larger Vehicle Access Control Act ; 63-700, et seq. Disadvantaged Business Enterprises Program; 63-800 - Bus Shelters; 63-900 - Scenic Byways, 63-1000 Sign requirements for petitions to close roads.	Y	Y
3	SC Code Sections 57-5-820 and 830	State	Statute	Consent required for highway work within municipalities.	Y	Y
4	SC Code Section 1-30- 10(A)	State	Statute	Department of Transportation is a department within the executive branch of state government.	N	N
5	SC Code Sections 1-30-10(G)(1) and 1-30-10(G) (2)	State	Statute	Restructuring Report and Seven Year Cost Savings Plan that provides initiatives and/or planned actions that implement cost savings and increased efficiencies of services and responsibilities within the projected seven year period.	Y	Y
6	SC Code of Law: 1-30-10(G)(1)	State	Statute	Restructuring Report Department reports giving detailed and comprehensive recommendations for the purposes of merging or eliminating duplicative or unnecessary divisions, programs, or personnel within each department to provide a more efficient administration of government services.	Y	Y
7	SC Code Sections 57-3-110 and 200	State	Statute	These statutes imply that SCDOT can advertise on SCDOT facilities.		
8	SC Code Section 57-5-1495	State	Statute	Current law does not allow collection of fines from toll violators who are nonresidents.	Y	Y

9	SC Code Section 6-29-770	State	Statute	Agencies, departments, and subdivisions of this State that use real property, as owner or tenant, in any county or municipality in this State are subject to the zoning ordinances.	Y	Y
10	SC Code Section 8-13-1110 (12)	State	Statute	Amended in 2007 to include District Engineering Administrators.	Y	Y
11	SC Code Section 28-2-420(A)	State	Statute	The South Carolina Eminent Domain Procedure Act requires 8% interest on condemnation trial awards in takings of real property cases.	Y	Y
12	SC Code Section 28-2-470	State	Statute	Proceedings to challenge condemner's right to condemn.	Y	Y
13	SC Code Sections 57-7-50 and 210	State	Statute	Penalties for obstructions in the right of way without a permit.	Y	N
14	SC Code Section 11-35-5240	State	Statute	Minority Business Enterprise (MBE) Utilization Plan.	Y	Y
15	SC Code Section 12-28-2740	State	Statute	Distribution of gasoline user fee among counties also referred to as C-Fund. Includes apportionments, formula distribution, and requirements for expenditure of funds; county transportation committees.	Y	Y
16	SC Code Section 12-28-2930	State	Statute	State set-asides for small businesses owned and controlled by socially and economically ethnic minorities (MBE's) and disadvantaged females (WBE's).	Y	Y
17	SC Code Section 44-96-140	State	Statute	Recycling programs of state government; state procurement policy; report of the Department of Transportation.	Y	Y
18	US Code of Laws: Title 23	Federal	Statute	Federal Statutes applicable to federally funded highway programs.	Y	Y
19	23 Code of Federal Regulations	Federal		Federal Regulations applicable to federally funded highway programs.	Y	Y
20	49 US Code, Title 49, Subtitle III	Federal	Statute	Section 5301, et seq. - Public Transportation.	Y	Y
21	49 Code of Federal Regulations	Federal	Regulation	Federal regulations applicable to federally funded transportation programs.	Y	Y
22	FY16-17 Proviso 84.1	State	Proviso	Expenditure Limitation.	Y	Y
23	FY16-17 Proviso 84.2	State	Proviso	Special Fund Authorization.	Y	Y
24	FY16-17 Proviso 84.3	State	Proviso	Secure Bonds & Insurance.	Y	Y
25	FY16-17 Proviso 84.4	State	Proviso	Benefits.	Y	Y
26	FY16-17 Proviso 84.5	State	Proviso	Document Fees.	Y	Y
27	FY16-17 Proviso 84.6	State	Proviso	Meals in Emergency Operations.	Y	Y
28	FY16-17 Proviso 84.7	State	Proviso	Rest Area Water Rates.	Y	Y
29	FY16-17 Proviso 84.8	State	Proviso	Shop Rd. Farmers Market Bypass Carry Forward.	Y	Y
30	FY16-17 Proviso 84.9	State	Proviso	Tree removal.	Y	Y
31	FY16-17 Proviso 84.11	State	Proviso	Bridge Replacement in McCormick County.	Y	Y
32	FY16-17 Proviso 84.12	State	Proviso	Publication of Project Priority List.	Y	Y
33	FY16-17 Proviso 84.15	State	Proviso	CTC Project Expansion.	Y	Y
34	FY16-17 Proviso 84.16	State	Proviso	General Fund Balance Carry Forward.	Y	Y
35	FY16-17 Proviso 84.17	State	Proviso	Reimbursement for Vehicle Damage.	Y	Y
36	FY16-17 Proviso 117.13	State	Proviso	Discrimination Policy.	Y	Y
37	FY16-17 Proviso 117.17	State	Proviso	What fee increases are allowed.	Y	Y
38	FY16-17 Proviso 117.19	State	Proviso	Per diem for boards and commission.	Y	Y
39	FY16-17 Proviso 117.20	State	Proviso	Subsistence Expenses and Mileage.	Y	Y
40	FY16-17 Proviso 117.23	State	Proviso	Carry forward of General Fund Appropriations.	Y	Y

41	FY16-17 Proviso 117.26	State	Proviso	Travel Report.	Y	Y
42	FY16-17 Proviso 117.29	State	Proviso	Base Budget Analysis.	Y	Y
43	FY16-17 Proviso 117.34	State	Proviso	Debt Collections Report.	Y	Y
44	FY16-17 Proviso 117.45	State	Proviso	Parking Fees.	Y	Y
45	FY16-17 Proviso 117.48	State	Proviso	Personnel Organization Chart.	Y	Y
46	FY16-17 Proviso 117.55	State	Proviso	Employee Bonuses.	Y	Y
47	FY16-17 Proviso 117.64	State	Proviso	Attorney Dues.	Y	Y
48	FY16-17 Proviso 117.72	State	Proviso	Printed Report Requirements/Combine Annual Report and Mass Transit Report in Annual Accountability Report.	Y	Y
49	FY16-17 Proviso 117.74	State	Proviso	Fines and Fee Report.	Y	Y
50	FY16-17 Proviso 117.77	State	Proviso	Cost Savings When Filling Vacancies Created by Retirements.	Y	Y
51	FY16-17 Proviso 117.83	State	Proviso	Bank Account Transparency and Accountability.	Y	Y
52	FY16-17 Proviso 117.107	State	Proviso	Data Breach Notification.	Y	Y
53	FY16-17 Proviso 117.111	State	Proviso	Welcome Centers.	Y	Y
54	FY16-17 Proviso 117.113	State	Proviso	Charleston/Dorchester Sound Barriers.	Y	Y
55	FY16-17 Proviso 117.114	State	Proviso	IT & Information Security Plans.	Y	Y
56	FY16-17 Proviso 117.133	State	Proviso	Statewide Strategic IT Plan Implementation.	Y	Y
57	FY16-17 Proviso 117.145	State	Proviso	DOT Structural Efficiencies Study.	Y	Y
58	SC Code 57-11-20 (Act 176 of 2005)	State	Statute	Non Federal Aid Highway Fund.	Y	Y
59	SC Code Section 57-1-370 (B)(8) (Act 114 of 2007)	State	Statute	Promote transparency and consistency in the transportation decision making and project selection processes.	Y	Y
60	SC Code 11-43-160(A)(1)	State	Statute	State Infrastructure Bank to receive annual contribution not to exceed one cent a gallon of tax imposed pursuant to Section 12-28-310.	Y	Y
61	SC Code 11-43-165 (Act 98 of 2013)	State	Statute	SCDOT transfer annually \$50M to State Infrastructure Bank to finance bridge replacement, rehabilitation projects, and expansion and improvements to existing mainline interstates.	Y	Y
62	SC Code 11-43-167 (Act 275 of 2016)	State	Statute	Revenue from additional Fines & Fees to State-Funded Resurfacing Program.	Y	Y
63	SC Code 12-36-2647 (Act 275 of 2016)	State	Statute	Revenue from Sales, Use, and Casual Excise Taxes to State-Funded Resurfacing Program and Bridge & Road Projects.	Y	Y
64	SC Code Title 12, Chapter 28	State	Statute	Imposition and Distribution of Fuel Tax.	Y	Y
65	SC Code 56-11-500	State	Statute	Road tax to State Highway Fund.	Y	Y
66	42 USC 4321, et seq.	Federal	Statute	National Environmental Policy Act of 1969.	Y	Y
67	33 USC 1344, et seq.	Federal	Statute	Clean Water Act of 1977.	Y	Y
68	33 CFR Parts 325	Federal	Regulation	US Army Corps of Engineer Permits.	Y	Y
69	33 CFR Parts 332	Federal	Regulation	Compensatory Mitigation Requirements.	Y	Y
70	40 CFR 230	Federal	Regulation	404(b) (1) Permits.	Y	Y
71	SC Regs 61-101	State	Regulation	DHEC 401 Water Quality Certifications.	Y	Y
72	SC Code 48-20-10, et seq.	State	Statute	S. C. Mining Act.	Y	Y
73	SC Code 48-14-10, et seq.	State	Statute	S. C. Storm water Management and Sediment Reduction Act.	Y	Y
74	SC Regs 72-300, et seq.	State	Regulation	S. C. Storm Water Management Regulations.	Y	Y
75	SC Code 48-18-10, et seq.	State	Statute	Erosion and Sediment Reduction Act.	Y	Y
76	SC Regs 72-400, et seq.	State	Regulation	Erosion and Sediment Reduction Regulations.	Y	Y

77	SC Code 48-1-100, et seq.	State	Statute	S. C. Pollution Control Act.	Y	Y
78	SC Regs 61-9, et seq.	State	Regulation	SC Pollution Control Act Regulations.	Y	Y
79	SC Code 48-39-10, et seq.	State	Statute	SC Coastal Zone Management Act.	Y	Y
80	US Public Law 112-141	Federal	Statute	MAP -21 - Moving Ahead for Progress in the 21st Century - Federal Highway Funding Bill.	Y	Y
81	US Public Law 114-94	Federal	Statute	FAST Act - Fixing America's Surface Transportation Act - Federal Highway Funding Bill.	Y	Y

Agency Name: Department of Transportation

Fiscal Year 2016-2017
Accountability Report

Agency Code: U12 Section: 084

Customer Template

Divisions or Major Programs	Description	Service/Product Provided to Customers	Customer Segments	<i>Specify only for the following Segments: (1) Industry: Name; (2) Professional Organization: Name; (3) Public: Demographics.</i>
Administration - General	Leadership and support services to facilitate the delivery of SCDOT's mission.	Assist in development of the agency mission, budget and general management of the agency.	Executive Branch/State Agencies	
Administration - Land and Buildings	Oversight of statewide maintenance facilities, district offices, sign shop, lab, and land (i.e. right-of-way).	Plan and construct SCDOT statewide maintenance facilities, district offices, sign shop, lab, right-of-way and rest areas. Also, acquire and clear right-of-way for construction in accordance with federal and state laws.	General Public	(3)The motoring public regardless of age, race, gender, education levels, and/or religion.
Highway Engineering - Engineering Admin & Project Management	Program funds the core engineering project management to support the statewide delivery of the highway program.	Oversee and manage road and bridge projects. Also, host public road hearings for projects.	General Public	(3) The motoring public regardless of age, race, gender, education levels, and/or religion.
			Local Govts.	(2) ACEC
Highway Administration - Engineering Construction	Program funds the construction and repair of roads and bridges statewide.	Construct federal aid program and state funded resurfacing program which provides for the preservation, safety improvements, and increased mobility of federa-aid portion of the state highway system.	General Public	(3) The motoring public regardless of age, race, gender, education levels, and/or religion.
			Industry	(1) Multiple contractors and certified Disadvantaged Business Enterprise firms that are on file for construction projects.
			Professional Organization	(2) Association of General Contractors (AGC)
			Professional Organization	(2) Portland Cement Association (PCA)
			Professional Organization	(2) South Carolina Asphalt Paving Association (SCAPA)
			Professional Organization	(2) SC Chapter of Minority Contractors
Highway Administration - Highway Maintenance	Program funds the routine maintenance of statewide roads, bridges, buildings, rights of way, and rest areas.	Maintain roads, bridges, buildings, rest areas, and work requests received.	General Public	(3) The motoring public regardless of age, race, gender, education levels, and/or religion.
			Local Govts.	(2) Multiple vendors and DBE vendors.
Toll Operations	Annual debt service and operations of Cross Island Parkway.	Annual debt service and administration.	General Public	(3) The motoring public regardless of age, race, gender, education levels, and/or religion.
Non-Federal Aid Highway Funds	Operating expenses for maintenance activities and contracts on non federal aid secondary roads.	Oversee statewide maintenance on non-federal aid, secondary roads across the state.	General Public	(3) The motoring public regardless of age, race, gender, education levels, and/or religion.
			Local Govts.	
Mass Transit	Intermodal Planning and allocations and aid for transit services, equipment and operating expenses.	Provide buses, cutaways, and operational functions.	General Public	(3) Provides transit service in 94% of SC Counties regardless of age, race, gender, education levels, and/or religion.
			Local Govts.	
Employee Benefits	State employer contribution and total fringe benefits for all employees.	A stable workforce and leadership team is critical to being able to reliably deliver the annual program.	Executive Branch/State Agencies	

Agency Name:

Department of Transportation

Fiscal Year 2016-2017

Accountability Report

Agency Code:

U12

Section:

084

Partner Template

Name of Partner Entity	Type of Partner Entity	Description of Partnership	Associated Objective(s)
Army Corps of Engineers (ACOE), Federal Highway Administration (FHWA), Federal Motor Carriers Safety Administration (FMCSA), Federal Rail Administration (FRA), Federal Transit Administration (FTA), National Cooperative Highway Research Program (NCHRP), National Highway Traffic Safety Administration (NHTSA), National Scenic Byway (NSB), United States Department of Transportation (USDOT)	Federal Government	Guidance, training, unchallenged expertise, research, environmental, safety, mobility, livability, innovation, legislation, regulations, and media assets.	1.1.1., 1.2.1., 2.2.1., 2.2.2., 2.2.3., 3.1.1., 3.2.1., 3.2.2., 4.1.1., 4.3.3., 5.2.1., 5.2.2., 5.3.1.
National Safety Council	Federal Government	Safety training and information.	1.1.1., 1.2.1., 2.2.1., 2.2.2., 2.2.3., 3.1.1., 4.1.1., 4.2.1., 5.3.1.
Occupational Safety & Health Administration (OSHA)	Federal Government	Assists with training, provides recommendations and guidance.	1.1.1., 1.2.1., 2.2.1., 2.2.2., 2.2.3., 3.1.1., 4.1.1., 4.2.1., 5.3.1.
US Small Business Administration (SC District)	Federal Government	Partner for training and outreach events.	2.3.1., 4.3.1., 4.3.2., 4.3.3.
US Department of Commerce - SC Minority Business Development Agency (MBDA)	Federal Government	Partner to identify and inform existing and potential Disadvantaged Business Enterprises (DBEs).	2.3.1., 4.3.1., 4.3.2., 4.3.3.
Governor's Office	State Government	The SC Governor's Division of Small and Minority Business includes their use of the Unified Certification Program in lieu of their state certification.	2.3.1., 4.3.1., 4.3.2., 4.3.3.
General Assembly	State Government	Oversight, resource allocation and legislation.	1.1.1., 1.2.1., 2.1.1., 2.2.1., 2.2.2., 2.2.3., 2.2.4., 2.3.1., 3.1.1., 3.2.1., 3.2.2., 4.1.1., 4.1.2., 4.2.1., 4.2.2., 4.3.1., 4.3.2., 4.3.3., 5.1.1., 5.1.2., 5.2.1., 5.2.2., 5.3.1.
Department of Administration - State Fleet Maintenance	State Government	Provides AAA driver "train the trainer" for employees to train fellow employees internal, minimizing costs; report vehicle accidents for fleet.	4.1.2., 4.3.1., 4.3.2., 4.3.3.

Department of Motor Vehicles	State Government	Develops the Highway Safety Improvement Plan and partners with SCDOT to develop and implement Target Zero Strategic Highway Safety Plan. Provides driving records for evaluating potential new hires, as well as determining the need for employee driver training or suspension of driving privileges to include third party tester training.	1.1.1., 1.2.1., 2.1.1., 2.2.1., 2.2.2., 2.2.3., 2.2.4., 3.1.1., 4.1.1.
Department of Health & Environmental Control	State Government	Environmental impact of any new construction, maintenance projects.	1.1.1., 1.2.1., 2.1.1., 2.2.1., 2.2.2., 2.2.3., 2.2.4., 3.1.1., 4.2.2., 4.3.1., 4.3.2., 5.1.1., 5.3.1.
Department of Commerce	State Government	Economic impact of highways and bridges to key outlets of commerce.	1.1.1., 1.2.1., 2.1.1., 2.2.1., 2.2.2., 2.2.3., 2.2.4., 3.1.1., 4.2.2., 4.3.1., 4.3.2., 5.1.1., 5.3.1.
South Carolina Ports Authority	State Government	Economic impact of infrastructure to key outlets of commerce.	1.1.1., 1.2.1., 2.1.1., 2.2.1., 2.2.2., 2.2.3., 2.2.4., 3.1.1., 4.2.2., 4.3.1., 4.3.2., 5.1.1., 5.3.1.
Department of Corrections	State Government	Feasibility of using inmates for litter control.	1.1.1., 1.2.1., 3.1.1., 4.1.1., 4.2.1., 4.3.1.
Department of Public Safety	State Government	Partner in developing the Highway Safety Improvement Plan and implement the Target Zero- Strategic Highway Safety Plan.	1.1.1., 1.2.1., 2.1.1., 2.2.1., 2.2.2., 2.2.3., 2.2.4., 2.3.1., 3.1.1., 3.2.1., 3.2.2., 4.1.1., 4.1.2., 4.2.1., 4.2.2., 4.3.1., 4.3.2., 4.3.3., 5.1.1., 5.1.2., 5.2.1., 5.2.2., 5.3.1.
Emergency Management Division	State Government	Effectiveness in responding to and recovery for hurricanes, earthquakes, tornadoes, chemical spills, wild fires, dam failures, and winter weather advisories.	1.1.1., 1.2.1., 2.1.1., 2.2.1., 2.2.2., 2.2.3., 2.2.4., 2.3.1., 3.1.1., 3.2.1., 3.2.2., 4.1.1., 4.1.2., 4.2.1., 4.2.2., 4.3.1., 4.3.2., 4.3.3., 5.1.1., 5.1.2., 5.2.1., 5.2.2., 5.3.1.
Public Employee Benefits Authority (PEBA)	State Government	Provides health screenings, immunizations, and mammograms for employees.	4.3.1., 4.3.2.
South Carolina Small Business Development Centers	State Government	Partner to conduct baseline business development assistance.	2.3.1., 4.3.3.
South Carolina Transportation Infrastructure Bank	State Government	Provide project financing.	1.1.1., 1.2.1., 2.1.1., 2.2.1., 2.2.2., 2.2.3., 2.2.4., 2.3.1., 3.1.1., 3.2.1., 3.2.2., 4.1.1., 4.1.2., 4.2.1., 4.2.2., 4.3.1., 4.3.2., 4.3.3., 5.1.1., 5.1.2., 5.2.1., 5.2.2., 5.3.1.

Congressional Delegation, 7 Rural Transit Authorities (RTAs), 46 Counties, County Transportation Committees, Municipalities, Regional Economic Development Elected, and various law enforcement entities	Local Government		1.1.1., 1.2.1., 2.1.1., 2.2.1., 2.2.2., 2.2.3., 2.2.4., 2.3.1., 3.1.1., 3.2.1., 3.2.2., 4.1.1., 4.1.2., 4.2.1., 4.2.2., 4.3.1., 4.3.2., 4.3.3., 5.1.1., 5.1.2., 5.2.1., 5.2.2., 5.3.1.
11 Metropolitan Planning Organizations (MPOs)	Local Government	Identify local priorities.	1.1.1., 1.2.1., 2.1.1., 2.2.1., 2.2.2., 2.2.3., 2.2.4., 2.3.1., 3.1.1., 3.2.1., 3.2.2., 4.1.1., 4.1.2., 4.2.1., 4.2.2., 4.3.1., 4.3.2., 4.3.3., 5.1.1., 5.1.2., 5.2.1., 5.2.2., 5.3.1.
10 Councils Of Government (COGs)	Local Government	Identify local priorities.	1.1.1., 1.2.1., 2.1.1., 2.2.1., 2.2.2., 2.2.3., 2.2.4., 2.3.1., 3.1.1., 3.2.1., 3.2.2., 4.1.1., 4.1.2., 4.2.1., 4.2.2., 4.3.1., 4.3.2., 4.3.3., 5.1.1., 5.1.2., 5.2.1., 5.2.2., 5.3.1.
12 Public Transit Providers	Local Government	Sub recipient relationship; Interagency transit coordination.	1.1.1., 1.2.1., 2.1.1., 2.2.1., 2.2.2., 2.2.3., 2.2.4., 2.3.1., 3.1.1., 3.2.1., 3.2.2., 4.1.1., 4.1.2., 4.2.1., 4.2.2., 4.3.1., 4.3.2., 4.3.3., 5.1.1., 5.1.2., 5.2.1., 5.2.2., 5.3.1.
SC Human Services Agencies	Local Government	Sub recipient relationship; Interagency transit coordination.	1.1.1., 1.2.1., 2.1.1., 2.2.1., 2.2.2., 2.2.3., 2.2.4., 2.3.1., 3.1.1., 3.2.1., 3.2.2., 4.1.1., 4.1.2., 4.2.1., 4.2.2., 4.3.1., 4.3.2., 4.3.3., 5.1.1., 5.1.2., 5.2.1., 5.2.2., 5.3.1.
Clemson University, University of South Carolina, South Carolina State University	Higher Education Institute	Research, discussion, and focus group studies.	1.1.1., 1.2.1., 2.1.1., 2.2.1., 2.2.2., 2.2.3., 2.2.4., 2.3.1., 3.1.1., 3.2.1., 3.2.2., 4.1.1., 4.1.2., 4.2.1., 4.2.2., 4.3.1., 4.3.2., 4.3.3., 5.1.1., 5.1.2., 5.2.1., 5.2.2., 5.3.1.
Chambers of Commerce, Corporate Partners, Penny's-for-Progress	Private Business Organization	Locally-derived funding for road improvement projects.	1.1.1., 1.2.1., 2.1.1., 2.2.1., 2.2.2., 2.2.3., 2.2.4., 2.3.1., 3.1.1., 3.2.1., 3.2.2., 4.1.1., 4.1.2., 4.2.1., 4.2.2., 4.3.1., 4.3.2., 4.3.3., 5.1.1., 5.1.2., 5.2.1., 5.2.2., 5.3.1.

<p>American Association of Highway Transportation Officials (AASHTO), American Council of Engineering Companies (ACEC), American Society of Safety Engineers (ASSE), Certified Public Manager (CPM), Governmental Finance Officers Association (GFOA), Institute of Transportation Engineers (ITE), Outdoor Advertising Association, Northeast Association of State Transportation Officials (NASTO), North Eastern Strategic Alliance (NESA), Southern Association of State Highway Transportation Officials (SASHTO), South Carolina Concrete Pavement Association (SCCPA), South Carolina For Our Roads (SC-FOR), South Carolina Trucking Association (SCTA) States for Passenger Rail (SPRC), Transportation Research Board (TRB)</p>	<p>Professional Association</p>	<p>Smart solutions, training, direct technical assistance, unchallenged expertise, research, safety, mobility, livability, innovation, economic and peer review.</p>	<p>1.1.1., 1.2.1., 2.1.1., 2.2.1., 2.2.3., 2.2.4., 3.1.1., 3.2.1., 4.1.1., 4.2.1., 4.3.2., 4.3.3., 5.1.2.</p>
<p>Association of General Contractors (AGC),</p>	<p>Professional Association</p>	<p>Communication with the industry. Training opportunities.</p>	<p>1.1.1., 1.2.1., 2.1.1., 2.2.1., 2.2.3., 2.2.4., 3.1.1., 3.2.1., 4.1.1., 4.2.1., 4.3.2., 4.3.3., 5.1.2.</p>
<p>Portland Cement Association (PCA)</p>	<p>Professional Association</p>	<p>Communication with the industry. Training opportunities.</p>	<p>1.1.1., 1.2.1., 2.1.1., 2.2.1., 2.2.3., 2.2.4., 3.1.1., 3.2.1., 4.1.1., 4.2.1., 4.3.2., 4.3.3., 5.1.2.</p>
<p>South Carolina Asphalt Paving Association (SCAPA)</p>	<p>Professional Association</p>	<p>Communication with the industry. Training opportunities.</p>	<p>1.1.1., 1.2.1., 2.1.1., 2.2.1., 2.2.3., 2.2.4., 3.1.1., 3.2.1., 4.1.1., 4.2.1., 4.3.2., 4.3.3., 5.1.2.</p>
<p>National Association of Minority Contractors (SC Chapter)</p>	<p>Professional Association</p>	<p>Partner to identify and educate existing and potential Disadvantaged Business Enterprises (DBEs).</p>	<p>2.3.1., 4.3.3.</p>

Cherokee Foothills National Scenic Byways (multiple chapters), Coastal Conservation League, Drayton Hall Plantation, Edisto Island Land Trust, I-73 Coalition, I-95 Coalition, Nature Conservatory, National Heritage Corridor, State Scenic Byway Program (SSBP), and South Carolina Scenic Highway Committee	Non-Governmental Organization	Environmental impact of any new construction or maintenance project.	3.2.2.
Motoring Public, Transit Riders	Individual	Tolls, vehicle usage fees, safety, and stewardship of funds.	1.1.1., 1.2.1., 2.1.1., 2.2.1., 2.2.2., 2.2.3., 2.2.4., 2.3.1., 3.1.1., 3.2.1., 3.2.2., 4.1.1., 4.1.2., 4.2.1., 4.2.2., 4.3.1., 4.3.2., 4.3.3., 5.1.1., 5.1.2., 5.2.1., 5.2.2., 5.3.1.
American Red Cross	Private Business Organization	Provides training for first aid; Cardiopulmonary Resuscitation (CPR); Automated External Defibrillators (AED); blood drives.	4.1.1.
Post Trauma Services	Private Business Organization	Provides counseling to employees involved in accidents and those affected by fatality or severe incident while on the job.	4.1.1., 4.3.1.

Agency Name: Department of Transportation

Fiscal Year 2016-2017
Accountability Report

Agency Code: U12 Section: 084

Report Template

Item	Report Name	Name of Entity Requesting the Report	Type of Entity	Reporting Frequency	Submission Date (MM/DD/YYYY)	Summary of Information Requested in the Report	Method to Access the Report
1	Restructuring Report (House)	General Assembly (House Oversight Committee)	State	Annually	1/12/2016	Recommendations for Restructure of Agency; increased efficiency.	http://www.scdot.org/inside/pdfs/reports/2016_RestructuringAnnualReport.pdf
2	Restructuring and Cost Savings Plan (Senate)	General Assembly	State	Annually	1/12/2015	Increased efficiency & cost savings. <i>Report due every seven years.</i>	http://www.scdot.org/inside/pdfs/reports/SCDOT_2015_Restructuring_Cost_Savings_Plan.pdf
3	Accountability Report	General Assembly (Department of Administration)	State	Annually	9/15/2016	Financial, organizational, and accountability improvements.	http://admin.sc.gov/budget/agency-accountability-reports http://www.scdot.org/inside/pdfs/reports/FY2015-16_SCDOT_Accountability_Report_Signed.pdf
4	Project Priority List	General Assembly	State	Monthly	6/31/2016	List of ranked projects with ranking process and methodology for selection.	http://www.scdot.org/inside/act114.aspx http://www.scdot.org/inside/act98.aspx
5	Procurement Card Report	General Assembly	State	Monthly	6/31/2016	Procurement Card Statements/Monthly report containing Procurement Card information posted on agency website.	http://www.cg.sc.gov/Pages/monthlychargecardusage.aspx
6	Indefinite Delivery of Contracts Report	State Fiscal Accountability Authority (Office of State Engineer)	State	Quarterly	7/1/2015	Notify State Highway Engineer of all indefinite delivery contract work/ delivery orders.	http://www.scdot.org/inside/pdfs/reports/Indefinite_Delivery_3rd_Qtr_Report_2015.pdf
7	Sole Source Procurement & Emergency Procurements	General Assembly	State	Quarterly	10/1/2015	Record of procurement actions to include sole source and emergency procurements.	http://procurement.sc.gov/PS/general/PS-general-audit-reports.phtm
8	Trade in sales (combined with sole source procurement report)	General Assembly	State	Quarterly		Trade in sales (combined with sole source procurement report).	http://procurement.sc.gov/PS/general/PS-general-audit-reports.phtm
9	Illegal Procurements	General Assembly	State	As needed	As needed	Illegal Procurements submitted only if illegal procurement occurs.	http://procurement.sc.gov/PS/general/PS-general-audit-reports.phtm
10	C-Fund Expenditures	General Assembly	State	Annually	1/7/2016	C-Fund Expenditures for previous fiscal year.	http://www.scdot.org/inside/pdfs/reports/C-ProgramComplete2014-2015.pdf http://www.scstatehouse.gov/reports/DOT/2014-2015CFundProgramAnnualReport.pdf
11	SCDOT's Annual Report	General Assembly (State Budget Office)	State	Annually	1/12/2016	Annual accomplishments, Ten Year Needs plan, Five year plan detailing traffic regulation, mass transit coordination, and all firm's contract amounts.	http://www.scdot.org/inside/pdfs/reports/SCDOT_Annual_Report_2016.pdf http://www.scstatehouse.gov/reports/DOT/2016SCDOTAnnualReportWithCoverLetter.pdf
12	Transit Report	General Assembly	State	Annually	1/15/2016	Office of Public Transit Report.	http://www.scdot.org/inside/pdfs/reports/Public_Transit_2015_Report.pdf
13	Transit Progress Report	General Assembly	State	Annually		Progress report containing planning and coordination efforts (and is combined with transit report).	http://www.scstatehouse.gov/reports/DOT/2015PublicTransitAnnualReport.pdf
14	Office of Railroad Report	General Assembly	State	Annually	1/26/2016	State railroad corridor preservation, revitalization, and comprehensive rail plan for passenger, freight, and infrastructure services.	http://www.scdot.org/inside/pdfs/reports/RailPlanReport.pdf
15	Rail Plan	General Assembly	State	Annually	1/26/2016	State railroad corridor preservation, revitalization, and comprehensive rail plan for passenger, freight, and infrastructure services. <i>Report due every five years.</i>	http://www.scdot.org/Multimodal/pdf/SC_MTP_Rail_Plan_FINAL.pdf
	Affirmative Action Plan and Non	General Assembly				Personnel report by race and sex; includes	http://www.scstatehouse.gov/reports/HumanAffairsComm/2016AnnualReport.pdf

16	Discrimination Plan	General Assembly (State Human Affairs Commission)	State	Annually	10/31/2015	discrimination policy. Also referred to as EEO Progress Report.	http://www.scdot.org/inside/pdfs/non_discrimination_employment.pdf
17	Debt Collection Reports	General Assembly	State	Annually	2/28/2016	Report of outstanding debt and methods used to collect.	http://www.scdot.org/inside/pdfs/reports/2015_Debt_Collection_Report.pdf
18	Federal Enhancement Grants (aka Legislative Alternatives Program)	General Assembly	State	Annually	2/25/2016	Show award of Federal Enhancement Grants.	http://www.scdot.org/inside/pdfs/reports/Federal_Enhancements_Grants-2015.pdf
19	Statements of Economic Interest	General Assembly (State Ethics Commission)	State	Annually	3/30/2016	Statements of Economic Interest.	http://apps.sc.gov/PublicReporting/IndSEIName.aspx
20	Report on Disadvantaged Enterprises Program	General Assembly	State	Annually	3/31/2016	Allocation of Contracts awarded pursuant to 12-28-2930.	Not submitted online. SCDOT, Attn: Communications Office, 955 Park Street, Columbia, SC 29204
21	Minority Business Enterprise (Utilization Plan & Procurement Contracts)	General Assembly (Small & Minority Business Assistance Office)	State	Quarterly	12/23/2015	Procurement Contracts.	http://www.scdot.org/inside/pdfs/reports/OSMBA_MBE_Plan_FY14-15.pdf
22	Information Technology & Information Security Plans	General Assembly (Dept. of Administration - Division of Technology)	State	Annually	8/1/2015	Agency plan for information technology and information security.	For security reasons, this report is not published online. SCDOT, Attn: Communications Office, 955 Park Street, Columbia, SC 29204
23	Annual Energy Conservation Report	General Assembly (Office of Regulatory Staff - Energy Office)	State	Annually	9/2/2015	Report energy used by SCDOT for buildings.	http://www.scdot.org/inside/pdfs/reports/Energy_Report.pdf
24	Fines and Fees Report	General Assembly	State	Annually	6/30/2015	Promote accountability and transparency.	http://www.scdot.org/inside/pdfs/FeesandFinesReport.pdf
25	Personnel Organization Chart	General Assembly (Dept. of Administration - Human Resources Division)	State	Annually	9/1/2015	Agency organization chart of Personnel, now automatically updated and available in SCEIS.	www.sceis.sc.gov
26	Recycling Report	General Assembly (Dept. of Health & Environmental Services)	State	Annually	9/15/2015	Transportation solid waste reduction and general recycling.	http://www.scdot.org/inside/pdfs/reports/SCDOT_Recycling_Report_FY15.pdf
27	SCDOT Specific Recycling Report on compost, fly ash, ground rubber, and mixed plastics	General Assembly	State	Annually	9/15/2006	SCDOT Specific Recycling Report on compost, fly ash, ground rubber, and mixed plastics.	N/A
28	Travel Report	General Assembly (Comptroller General)	State	Annually	10/30/2015	Travel Report for agency for prior fiscal year.	http://www.cg.sc.gov/publicationsandreports/Documents/Travel/FY15Travel_Report.pdf
29	Bank Transparency & Accountability Report	General Assembly (State Fiscal Accountability Authority)	State	Annually	9/23/2015	Disclosure of transactions on the agency account for the prior fiscal year.	http://www.scdot.org/inside/pdfs/reports/SCDOT_Bank_Account_Transparency.pdf
30	Annual Audit	General Assembly	State	Annually	10/15/2015	Audit of agency performed by certified public accountant.	http://www.scdot.org/inside/pdfs/reports/2015_SCDOT_Audited_Financial_Statements.pdf
31	Comprehensive Permanent Improvement Program (CPIP)	General Assembly and Joint Bond Review Committee (Dept. of Administration)	State	Annually	2/22/2016	Exempt from 2-47-55 reporting by Proviso 117.72 but internally used as a planning document.	http://www.scdot.org/inside/pdfs/reports/CPIP.pdf
32	Online Transaction Register	General Assembly	State	Annually	continual	Complete record of funds expended.	http://www.scdot.org/inside/spending.aspx
33	Feasibility Studies for sidewalk, bike and HOV lanes	General Assembly (State Energy Office)	State	As needed	As needed	Feasibility Studies on primary routes for sidewalk, bike and HOV lanes on individual project basis.	N/A
34	Real Property	General Assembly (Dept. of Administration - Division of General Services)	State	Annually	N/A	Exempt from 1-11-58 reporting by Proviso 117.72.	N/A
35	Railroad Crossing	General Assembly	State	Annually	N/A	Exempt from 58-17-1450 reporting by Proviso 117.72.	N/A
36	Employee Bonuses	General Assembly (Dept. of Administration - Division of Human Resources)	State	Annually	8/31/2015	Report of bonuses provided to select employees by agency.	http://www.sceis.sc.gov

Agency Name: Department of Transportation

Fiscal Year 2016-2017
Accountability Report

Agency Code: U12 **Section:** 084

External Review Template

Item	Name of Entity Conducted External Review	Type of Entity	External Review Timeline (MM/DD/YYYY to MM/DD/YYYY)	Method to Access the External Review Report
1	Office of the State Auditor – Division of Internal Audit Services	State	7/1/16 through 1/17/17	http://osa.sc.gov/Reports/internalauditservices/Documents/Internal Audit Follow-Up Report SiteManager Construction Management System.pdf
2	Office of the State Auditor – Division of Internal Audit Services	State	7/1/16 through 1/17/17	http://osa.sc.gov/Reports/internalauditservices/Documents/Internal Auditor%27s Follow-up Report - BAMS (002).pdf
3	Office of the State Auditor/Scott & Company, LLC	State	7/1/15 through 6/30/16	http://osa.sc.gov/Reports/stateengagements/Documents/YearEnd2016/U1216.pdf
4	Office of the State Auditor/Scott & Company, LLC	State	7/1/15 through 6/30/17	http://osa.sc.gov/Reports/stateengagements/Documents/YearEnd2016/U1216(SingleAudit).pdf
5	SFAA Division of Procurement Services	State	7/1/15 through 6/30/16	https://procurement.sc.gov/files/DOT16.pdf