

AGENCY NAME:	State Board for Technical and Comprehensive Education		
AGENCY CODE:	H590	SECTION:	025

2022
Accountability Report

SUBMISSION FORM

I have reviewed and approved the data submitted by the agency in the following templates:

- Data Template
 - Reorganization and Compliance
 - FY2022 Strategic Plan Results
 - FY2023 Strategic Plan Development
 - Legal
 - Services
 - Partnerships
 - Report or Review
 - Budget
- Discussion Template
- Organizational Template

I have reviewed and approved the financial report summarizing the agency’s budget and actual expenditures, as entered by the agency into the South Carolina Enterprise Information System.

The information submitted is complete and accurate to the extent of my knowledge.

AGENCY DIRECTOR <i>(SIGN AND DATE):</i>	SIGNATURE ON FILE	Signature Received: 9/13/2022 16:40
<i>(TYPE/PRINT NAME):</i>	Tim Hardee	

BOARD/CMSN CHAIR <i>(SIGN AND DATE):</i>	SIGNATURE ON FILE	Signature Received: 9/13/2022 16:40
<i>(TYPE/PRINT NAME):</i>	Roger Schrum	



PREPARING SOUTH CAROLINA'S WORKFORCE

The State Board for Technical and Comprehensive Education operates the SC Technical College System. The System consists of three major components that work together to lead workforce development and economic development efforts in South Carolina: our 16 technical colleges, our readySC™ program and our Apprenticeship Carolina™ program.

All components of the System work collaboratively to build South Carolina's workforce. As the state's primary mechanism for workforce and economic development, the System plays a critical role in shaping in South Carolina's economic landscape.

Working diligently to ensure that tomorrow's workforce is armed with the right knowledge, skills and abilities to meet the ever- changing demands of business and industry, the System is enhancing employability of the state's citizens and preparing a work- ready South Carolina.

OUR COLLEGES

South Carolina's technical colleges are driven by their mission to be affordable, accessible and relevant to South Carolinians.

Affordability

With a SC technical college education costing 36% of the average annual tuition of a four-year institution, our 134,000 students are guaranteed a quality education at a fraction of the price. Financial assistance and scholarship programs, such as Lottery Tuition Assistance, SC WINS and SC Workforce

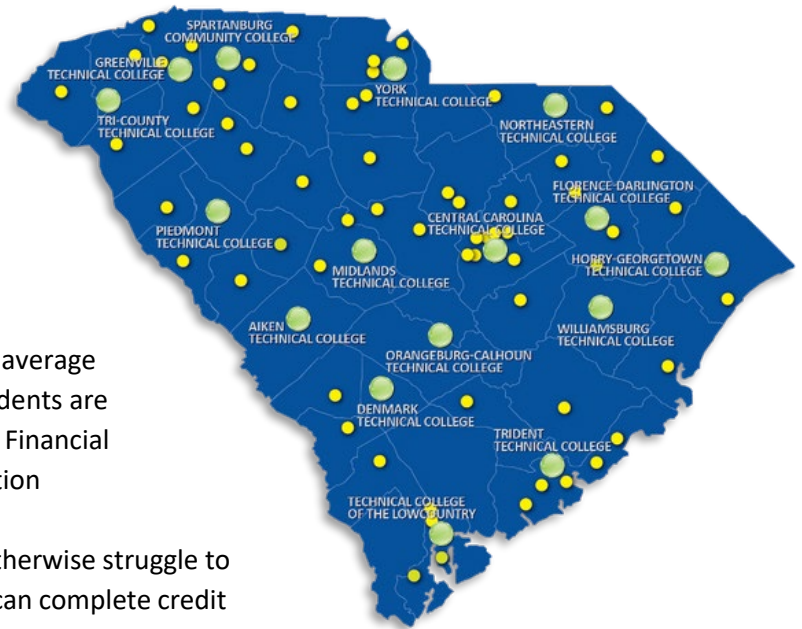
Scholarships for the Future, benefit students who may otherwise struggle to afford higher education. With these funds, our students can complete credit and continuing education programs with little to no debt.

Accessibility

Geographically and demographically, our colleges are accessible state-wide and to all populations. With 16 main campuses and 64 satellite campuses strategically located across the state, all South Carolinians are within a 30-minute drive of their local technical college. Enrollment statistics accurately reflect our communities, with 38% male, 62% female and 44% minority representation. And with all 16 colleges offering dual enrollment, high school-aged students can earn college credit and even an associate degree before joining the workforce, continuing their education at one of our colleges or matriculating to a four-year institution.

Relevance

Our 90% job placement rate is a testament to the breadth and depth of our programs, including 78 degrees, 28 diplomas and nearly 1,000 certificate programs in high-demand, competitive fields. Steady innovation -- including top-notch training utilizing cutting-edge technology and equipment -- ensures that our students know what to expect on



AGENCY NAME:	State Board for Technical and Comprehensive Education		
AGENCY CODE:	H590	SECTION:	025

the job, especially in high-demand STEM, manufacturing and healthcare sectors. Our colleges are committed to recruiting and retaining highly skilled, technically advanced instructional faculty and staff. And by providing flexible learning options, counseling support, resources and technology outreach, our colleges have proven their ability to adapt to a post-pandemic learning environment.

READYSC™

Our readySC™ program was established as an economic development training incentive. Designed to guarantee that South Carolina could remain competitive through changing economic circumstances, readySC remains a key component of South Carolina's economic development engine and has been recognized for more than 60 years as one of the nation's premier programs of its kind. readySC focuses on the recruiting and initial training needs of new and expanding organizations in South Carolina by providing recruiting, assessment, training development, management and implementation services to qualifying organizations that create new, permanent, full-time jobs for the state and offer competitive wages and benefits.

APPRENTICESHIP CAROLINA™

Established in 2007, Apprenticeship Carolina™ serves as the state's registered apprenticeship intermediary for South Carolina. Apprenticeship Carolina works with employers and the technical colleges to create demand-driven registered apprenticeship programs. Apprenticeship consultants guide companies through the program development and registration process at no cost to the employer. The process ensures that companies obtain full recognition in the national Registered Apprenticeship system.

Through innovation, partnerships and its reputation for excellence, Apprenticeship Carolina catalyzes the promotion of registered youth, adult and pre-apprenticeships. Apprenticeship Carolina is also a resource to help employers create, maintain and maximize the use of these programs. Apprenticeship Carolina is committed to creating and strengthening career pathways that enrich and enhance South Carolina's existing and future workforce.

Growth in the number of apprenticeship programs and the number of apprentices has been phenomenal. Since Apprenticeship Carolina's inception, it has registered programs for nearly 1,200 companies serving more than 42,000 individuals. Due to its innovative approach and exponential growth, Apprenticeship Carolina is regarded as a model for the nation.

MAJOR ACHIEVEMENTS

Leadership and Advocacy Initiatives

The System has always been and continues to be South Carolina's workforce development engine, offering organizations -- large, small and all those in between -- a wide variety of programs and services designed to enhance the skill level of our state's workforce.

The impact is far-reaching. As the state's largest higher education sector, the System educates more of South Carolina's undergraduates than all other public colleges and universities combined, with student success considered an essential driver for the System. An impressive 90% of our graduates are either employed in a job related to their education or are continuing their education. Our innovative Apprenticeship Carolina program has increased the state's number of registered apprenticeship programs more than eleven-fold. In addition, the System's readySC program is consistently listed as a top economic development incentive for workforce training and recruitment.

In June of 2022, the System wrapped up its comprehensive, three-year creative marketing campaign, I Defy, which was designed to positively shift perception about



AGENCY NAME:	State Board for Technical and Comprehensive Education		
AGENCY CODE:	H590	SECTION:	025

the value of a technical college education among South Carolinians. By hosting in-person events, engaging students online and increasing public visibility, I Defy successfully magnified the impact of a technical college education and inspired pride among technical college students, faculty, staff and communities.

Academic and Educational Initiatives

Student success, retention, professional development and partnerships continued to be an emphasis for the Division of Academics, Student Affairs and Research, which is always seeking new and innovative ways to engage faculty, staff and students.



To alleviate student access concerns due to financial need and to promote our mission of workforce development, the SC Workforce Scholarships for the Future program was

implemented in collaboration with the Governor's Office. Over \$17 million was made available to students for tuition and fees. Additionally, partnerships with the SC Department of Education provided \$3.5 million in funds to assist GED graduates with training opportunities and \$8 million in targeted funding to enhance dual enrollment offerings at colleges heavily impacted by the COVID-19 pandemic.

Previously established partnerships with state educational agencies and business and industry continued this past year as well. The System collaborated with the South Carolina Hospital

Association and other industry partners to develop a new certificate program for behavioral health technicians. This new program will provide an educational pathway and better career preparation for individuals seeking to work in the behavioral health field.

In 2021-22, the Jobs for America's Graduates (JAG) program was transitioned to the System. The JAG program supports youth who face significant challenges in completing their educational goals. Two new staff members support the programs and its 15 high school sites across the state.

The Division also celebrated student excellence with its annual Phi Theta Kappa All-State Academic Team ceremony. Forty-three exceptional award recipients demonstrated outstanding academic achievement and an impressive record of service to their college.

Professional development opportunities remain a key focus for the System. Thirty-one faculty and staff, nominated by their Presidents, completed the Leadership Academy program, an initiative that provides a nine-month leadership development program for current and emerging leaders within the System. System staff also attended and presented at national, regional and local conferences and served on educational organization boards this past year. Additionally, approximately 125 faculty and staff members participated in a professional development institute on the student life cycle, which included sessions from



AGENCY NAME:	State Board for Technical and Comprehensive Education		
AGENCY CODE:	H590	SECTION:	025

nationally recognized speakers. And the Division's monthly Teaching and Learning Tuesday (TLT) webinar series resulted in 579 live attendees for the year.

To promote equitable and sustainable practices, the System revised one policy and procedure (SBTCE Policy 3-2-100 and Procedure 3-2-100.1) and utilized nearly 20 peer groups to ensure colleges met regularly, worked collaboratively and responded efficiently and equitably to meet the needs of the 16 technical colleges.

Additional regular activities include the approval of 29 new programs and 33 new courses, monitoring of dual enrollment and program evaluation, and ongoing research and publication. The System's academic and educational initiatives always strive to be bold, innovative and sustainable in an effort to promote student success.

Workforce Development Initiatives

Registered Apprenticeship. Apprenticeship Carolina™ guides companies located in South Carolina through the apprenticeship development and registration process so that companies receive full recognition in the national Registered Apprenticeship system with the US Department of Labor (USDOL). With a team of twenty statewide apprenticeship consultants, registered program specialists, youth apprenticeship coordinators, grant managers and a vice president, Apprenticeship Carolina leads the state's apprenticeship expansion efforts.

Continued Growth. Since its inception, Apprenticeship Carolina has assisted over 1,200 South Carolina companies across all industries to register apprenticeship programs. The number of assisted companies has increased tenfold from 90 in 2007 to nearly 1,200 in the last fiscal year. To date, over 42,000 South Carolinians have been registered as apprentices -- an overwhelming increase from 777 in 2007. Apprenticeship Carolina continues to lead the nation in the number of new apprenticeship programs registered, apprenticeship activity and notoriety. Apprenticeship programs continue to provide companies the benefits of a sustainable, highly trained workforce pipeline and award apprentices a nationally recognized credential in their occupation.

Grant Opportunities. Since 2015, Apprenticeship Carolina has received over \$25 million in grants from the USDOL's Employment and Training Administration to increase the number of apprenticeships throughout the state.

In 2019, Apprenticeship Carolina was awarded a USDOL State Expansion Grant (ASE) of \$1,186,725, which the team successfully closed out on June 30, 2022. Apprenticeship Carolina exceeded its metrics with over 800 registered apprentices enrolling in South Carolina.


On July 1, 2020, Apprenticeship Carolina received nearly \$11.5 million in apprenticeship funds from two grants. One is the USDOL Youth Apprenticeship Readiness grant, a \$4,449,999 award which will help to significantly increase the number of youth apprenticeships over the next four years. To date, this grant has assisted nearly 200 youth apprentices with educational and/or supportive services costs. The other is a \$6,991,000 State Apprenticeship Expansion award, which will also help to expand apprenticeship across the state. Currently, this grant has served nearly 700 apprentices.

On July 1, 2021, Apprenticeship Carolina was awarded a \$7.7 million USDOL State Apprenticeship Expansion, Equity and Innovation grant. This grant will continue to expand registered apprenticeships and pre-apprenticeships throughout the state, with a focus on ensuring that all citizens have access to registered apprenticeship opportunities.

Apprenticeship Carolina has also received grants from the Appalachian Regional Commission for apprenticeship expansion and from Jobs for the Future's Diversity, Equity, Inclusion and Accessibility Center.

Youth Apprenticeship. Youth Apprenticeship is a forward-focused component of Apprenticeship Carolina that demonstrates growth statewide. The program allows companies to train and mentor potential future full-time employees, creating a crucial recruitment pipeline of young, skilled workers. Youth apprentices can earn a wage while they finish high school and earn college credits. High school completion is also a requirement. Through this program, youth enhance their employability by obtaining critical work and academic skills.

Industry Outreach. During the fiscal year, Apprenticeship Carolina, through grant opportunities and partnerships with several organizations, has been able to host events to promote apprenticeship as a workforce development tool for employers, industry associations and education stakeholders in the areas of youth apprenticeship, information technology, manufacturing, international investment and construction. Outreach continued to the state's Historically Black Colleges and Universities to communicate the benefits of registered apprenticeships for students in cybersecurity. Virtual mentor trainings also continued for companies who have registered apprenticeship programs.



Evelyn Atkins
Draxlmaier
Youth Apprentice
Mechatronics Program



Apprenticeship Carolina with Urban League Partners

Pre-Apprenticeship Programs and Process. Apprenticeship Carolina's pre-apprenticeship programs are designed to prepare individuals, including high school students, to enter a registered apprenticeship program. To date, Apprenticeship Carolina has certified over 30 pre-apprenticeships with K-12, community-based organizations and the technical colleges. Richland One was the first school district to certify a pre-apprenticeship with Apprenticeship Carolina, and the Urban League of Columbia was the first community-based organization to do so. More than 60 high school students are participating in these two apprenticeships alone.

Enterprize Zone Retraining Tax Credit Program. EZone helps keep industry in South Carolina competitive by providing manufacturing, processing and technology intensive companies located in South Carolina the opportunity to receive a rebate for "retraining" certain

employees. By participating in the EZone program, qualified companies may be reimbursed up to \$1,000 per eligible employee per year by the Department of Revenue. The amount is not to exceed \$5,000 over the 5-year life of the application and is filed against withholding taxes for eligible retraining. There are now 135 approved EZone-participating companies, 51 of which are active in the program.

AGENCY NAME:	State Board for Technical and Comprehensive Education		
AGENCY CODE:	H590	SECTION:	025

Economic Development Initiatives

The System's readySC™ program plays a key role in the state's economic development efforts and is recognized nationally as the premier program of its kind. readySC focuses on the recruiting and initial training needs of new and expanding companies and continues to be a top incentive for the state. The majority of relocating or expanding companies rank readySC's services as playing a significant role in their decision to move or grow here.

On any given day, readySC works with between 75 and 115 projects across South Carolina. These projects cover our state's most- developed to least-developed counties and include both large organizations and smaller companies. Last year, readySC provided nearly 650,000 hours of training to over 5,700 individuals (of which 5,335 were new) and worked with 110 different companies. This represents a 78% increase in trainees over the previous year's 3,200 trainees. Since its inception, readySC has trained over 313,163 people.

Boeing continues to be one of readySC's biggest success stories. The Boeing project has held 4,143 training events and has trained 4,338 people. Additionally, the Boeing project has conducted 15,044 recertifications for 5,561 individuals. readySC staff are certified to teach 244 Boeing-certified courses and conduct 115 different recertifications.



readySC also continues to work closely with Volvo in their recruitment and training efforts. To date, readySC has helped recruit and train over 2,500 employees.



Examples of other notable readySC recruitment and training projects for 2021-22 include the following:

- Generac Power Systems in Edgefield County, 736 employees
- Mark Anthony Brewing in Richland County, 305 employees
- W International in Berkeley County, 302 employees
- Arthrex in Anderson County, 234 employees
- Pall Corporation in Spartanburg County, 213 employees
- Techtronic Industries (TTI) North America in Anderson County, 196 employees



In early 2021, the Division of Economic Development worked closely with the Governor's Office to promote training through the use of the Governor's Emergency Education Relief (GEER) funds. The System was initially awarded \$8 million to help support short-term training for South Carolina citizens aged 18 or older who were either unemployed or underemployed. Due to its success, the System was awarded an additional \$4 million in August 2021. To date, over 6,000 South Carolinians have received training and credentials through this initiative.



AGENCY NAME:	State Board for Technical and Comprehensive Education		
AGENCY CODE:	H590	SECTION:	025

Fiscal and Budget Initiatives

Legislative Budget. The System continues to be recognized by the General Assembly as a priority and was funded as follows for FY2021-22:

The General Fund Base Funding for the System was \$176.6 million, of which \$159.8 million was distributed to the colleges using various funding models.

The Lottery Tuition Assistance Program (LTAP) was funded \$51.1 million in FY21-22 and the per semester award for both Fall 2021 and Spring 2022 was \$85 per credit hour. The South Carolina Workforce Industry Needs (SC WINS) Program was funded \$17 million in FY21-22 and per semester award for both Fall 2021 and Spring 2022 was \$65 per credit hour.

The System's readySC program was funded \$2 million from Lottery funds for direct training projects. This funding was in addition to recurring appropriations used for program administration and training costs.

The colleges received additional Lottery funds for Workforce Scholarships and Grants in the amount of \$16 million. These funds were distributed using the State Board-approved funding model. Other Lottery funding included Job Skill Training Equipment funding of \$18 million. In addition, the System was awarded \$29 million from the Governor's Emergency Education Relief (GEER) fund to provide financial aid to students enrolled in workforce development programs.

Information Technology Initiatives

Cybersecurity. Cybersecurity continues to be a priority for all our institutions and the System, especially considering how the COVID-19 pandemic has changed how we meet, instruct, and access information systems and data. We continue to strengthen our security posture towards information security compliance based on a nationally recognized and state-approved methodology. Improvements are primarily in the areas of people (training), processes (policies and procedures) and technology toolsets, which are based on state and federal security and privacy requirements and best practices. Our compliance plan leverages cost-effective approaches via collaboration and shared procurements when possible, and this initiative continues to engage our colleges and stakeholders.

Enterprise Systems. Enterprise Resource Planning (ERP) and other student services and educational delivery systems and related processes continue to represent significant resources and mission-critical activities at the 16 technical colleges. Online capabilities, effectiveness and security of these systems have been of greater significance since the emergence of the COVID-19 pandemic. We continue to work together to explore related opportunities for collaborative services, training and planning towards future needs. These efforts have helped colleges save on operating costs, focus on improving services and increase efficiencies.



State Board for Technical and Comprehensive Education			
	H590	SECTION:	025

Shared Services and Collaboration. The System's leadership and peer groups encourage, explore and charter collaborative projects and procurement activities. These activities engage key stakeholders from the colleges and address common needs for security, infrastructure, upgrades and future needs. When possible, we leverage shared services for common system enhancements, maintenance and/or training. This collaborative approach provides colleges with a more cost-effective and sustainable model for management of their systems and infrastructure. These activities have proven to be more critical since the emergence of the COVID-19 pandemic, where sharing ideas and solutions have helped us continue to operate smoothly and serve our students and communities effectively.



COVID-19-Related Technology Support. In response to the pandemic, all System Office staff are now equipped with laptops and related equipment. With this equipment upgrade and its necessary applications software and security adjustments, the agency's staff is now capable of maximum flexibility for remote work when necessary.

Risk Assessment and Mitigation Strategies

South Carolina has seen unprecedented economic development growth over the past decade, due in large part to the state's ability to draw new residents with a business-friendly climate. This growth brings with it the ever-increasing demand for highly skilled, ready

workers. The majority of these high-demand jobs require more than a high school diploma and less than a four-year degree. Couple the lack of post-secondary education with an aging workforce fast approaching retirement, and South Carolina faces a looming workforce skills gap.

The SC Technical College System is tasked with filling this gap through training and education in high-demand fields. Funding is essential to meeting this demand and ensuring that a quality technical education remains accessible and affordable for all South Carolinians.

The System has crafted a carefully considered and vetted legislative agenda for this year's budget session which would allow our colleges to continue effectively meeting the demands of business and industry in competitive STEM, manufacturing, healthcare and IT fields. Sufficiently funding the System's requests along with continuing to support the Lottery Tuition Assistance Program (LTAP) through maintained funding will aid in resolving the potential workforce shortage before it become a crisis.

AGENCY NAME:

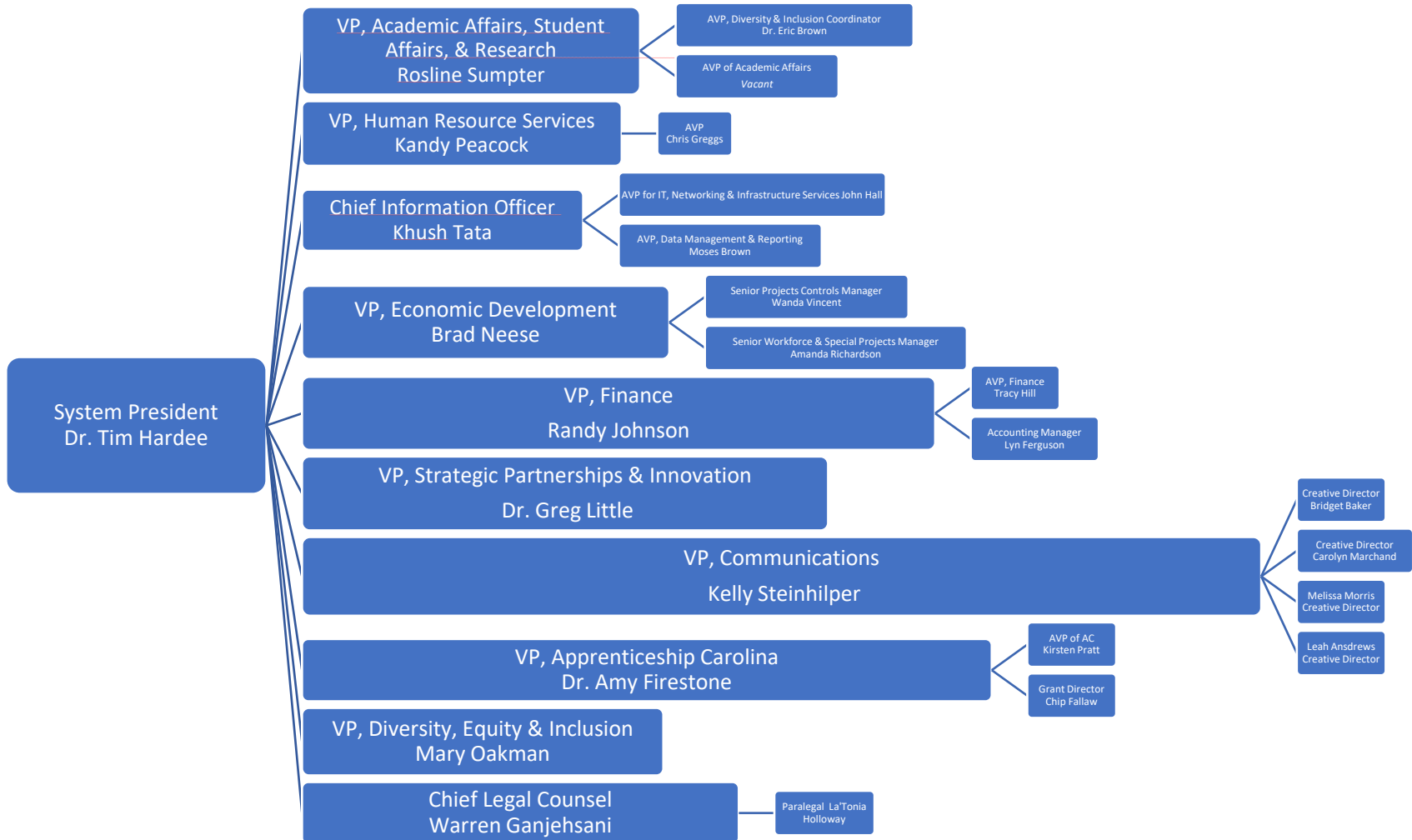
South Carolina State Board for Technical and Comprehensive Education

AGENCY CODE:

H590

SECTION:

025



FY2022

Reorganization and Compliance

as submitted for the Accountability Report by:

H590 - STATE TECHNICAL & COMPREHENSIVE

EDUCATION

Primary Contact

First Name	Last Name	Role/Title	Email Address	Phone
Randall	Johnson	Vice President for Finance	johnsonr@sctechsystem.edu	803-896-5316

Secondary Contact

First Name	Last Name	Role/Title	Email Address	Phone
Tracy	Hill	Associate VP, Finance	hillt@sctechsystem.edu	803-896-5317

Agency Mission

Adopted in:

2010

The South Carolina Technical College System provides learning opportunities that promote the economic and human resource development of the state.

Agency Vision

Adopted in:

2010

The SC Technical College System will lead the nation in delivering relevant and effective programs that advance workforce development, promote economic development and ensure attainment of student learning goals.

Recommendations for reorganization requiring legislative change:

None

Agency intentions for other major reorganization to divisions, departments, or programs to allow the agency to operate more effectively and efficiently in the succeeding fiscal year:

None

Significant events related to the agency that occurred in FY2022

Description of Event	Start	End	Agency Measures Impacted	Other Impacts
n/a				

Is the agency in compliance with S.C. Code Ann. § 2-1-220, which requires submission of certain reports to the Legislative Services Agency for publication online and the State Library? (See also S.C. Code Ann. § 60-2-20).

Yes

Reason agency is out of compliance: (if applicable)

Is the agency in compliance with various requirements to transfer its records, including electronic ones, to the Department of Archives and History? See the Public Records Act (S.C. Code Ann. § 20-1-10 through 20-1-180) and the South Carolina Uniform Electronic Transactions Act (S.C. Code Ann. § 26-6-10 through 26-10-210).

Yes

Does the law allow the agency to promulgate regulations?

No

Law number(s) which gives the agency the authority to promulgate regulations:

Has the agency promulgated any regulations?

No

Is the agency in compliance with S.C. Code Ann. § 1-23-120 (J), which requires an agency to conduct a formal review of its regulations every five years?

Yes

(End of Reorganization and Compliance Section)

FY2022

Strategic Plan Results

as submitted for the Accountability Report by:

H590 - STATE TECHNICAL & COMPREHENSIVE EDUCATION

- Goal 1** Ensure excellence and value by providing high quality, relevant programs and services to customers.
- Goal 2** Achieve greater efficiency and effectiveness in fulfilling the Technical College System's mission through coordinated college and state-level leadership
- Goal 3** Develop a world-class workforce to fulfill the demands of an evolving and diversified economy.
- Goal 4** Acquire the financial and infrastructure resources necessary to achieve the Technical College System's mission.
- Goal 5** Demonstrate accountability and transparency regarding the Technical College System's mission.
- Goal 6** Instructional Programs - Technical Colleges

Perf. Measure Number	Description	Base	Target	Actual	Value Type	Desired Outcome	Time Applicable	Calculation Method	Data Source	Data Location	Stakeholder Need Satisfied	Primary Stakeholder	State Funded Program Number Responsible	Notes
1.1 Provide program evaluation, review, and approval.														
State Objective: Education, Training, and Human Development														
1.1.1	Number of new academic certificate, diplomas, and degrees	53	30	33	Count	equal to or greater than	State Fiscal Year (July 1 - June 30).	Total Number	New Program Submissions	Curriculum Management System Reports	Enhances accessibility in breadth and depth of programs provided	Colleges and students	0500.270000.000	
1.1.2	Number of existing academic programs in good standing (includes degrees, diplomas, and certificates)	980	975	946	Count	equal to or greater than	State Fiscal Year (July 1 - June 30).	Total Number	Program reviews evaluated against criteria and standards	Program Evaluation Management System Reports	Ensure a quality higher education is being provided that is relevant to the local community	Colleges and SC Commission on Higher Education	0500.270000.000	
1.2 Maintain accessibility and affordability of higher education for South Carolina citizens.														
State Objective: Education, Training, and Human Development														
1.2.1	Percentage increase in tuition and fees limit - State Board maximum tuition is between 2% - 4%.	261.67	272.14	268.74	Dollar Amount	equal to or less than	Other	Maximum per credit hour increased by HEPI percentage increase	Commonfund Institute - Higher Education Price Index	The annual Board approved increase in the maximum tuitions recorded in the Official Board Minutes and disseminated to the colleges.	Colleges must ensure tuition rates do not exceed the Board approved maximum.	All 16 Technical Colleges rely on this information when establishing rates	0203.050000.000	
1.2.2	Percentage increase in tuition and fees at colleges - average actual increase at colleges is less than 4%.	4,628.94	4,814.10	4,722.68	Dollar Amount	equal to or less than	Other	Amount of tuition and feeds (original: % increase (academic year to academic year))	CHE Tuition and Required Fees Schedule by college	Tuition and required fees for each college is published prominently on each college's website.	Tuition and fee costs are a prominent factors in students' decisions as to whether to attend college and if so, which courses to take.	All current and potential students are impacted by tuition and fee decisions.	0500.100100.000	
1.3 Provide responsible and flexible access to education, training, and retraining through distance learning technology.														
State Objective: Education, Training, and Human Development														
1.3.1	Number of distance learning opportunities	5554	0	n/a	Count	equal to or greater than	State Fiscal Year (July 1 - June 30).	Total Number	EDSS Data Reporting System	EDSS Data Reporting System	Enhances accessibility in breadth and depth of programs provided	Colleges	0500.100100.000	This measure was removed last year. Results are skewed due to the shift to online learning as a result of the pandemic.
1.4 Provide responsible and flexible access to education and training through dual enrollment opportunities.														
State Objective: Education, Training, and Human Development														
1.4.1	Number of dual enrollment opportunities	1552	13000	15336	Count	equal to or greater than	State Fiscal Year (July 1 - June 30).	Total Number	EDSS Data Reporting System	EDSS Data Reporting System	Enhances accessibility in breadth and depth of programs provided	Colleges	0500.100100.000	
2.1 Improve system-wide decision making by increasing access to data.														
State Objective: Education, Training, and Human Development														

Perf. Measure Number	Description	Base	Target	Actual	Value Type	Desired Outcome	Time Applicable	Calculation Method	Data Source	Data Location	Stakeholder Need Satisfied	Primary Stakeholder	State Funded Program Number Responsible	Notes
2.1.1	Execution date of data sharing agreement with SCDEW is 6/1/2021.	100%	0%	100%	Percent Complete	Complete	State Fiscal Year (July 1 - June 30).	Percent complete of the project as assessed by the agency	MOA between DEW and Individual Colleges	Agency Records	Facilitates ability to meet changing workforce demands through proactive partnership with key stakeholders	Colleges	0500.270000.000	
2.1.2	Number of continuing education contact hours during applicable reporting period (spring 2019- fall 2020).	1446972	2500000	1628714	Count	equal to or greater than	Other	Total Number	EDSS Data Reporting System	EDSS Data Reporting System	Short Term training that does not lead to academic credit	Individuals and companies seeking short term training and/or industry recognized credentials that do not lead to academic credit.	0500.100100.000	
2.2	Provide technical assistance to technical colleges.											State Objective: Education, Training, and Human Development		
2.2.1	Number of help desk calls supported during the fiscal year	5286	4500	5826	Count	equal to or greater than	State Fiscal Year (July 1 - June 30).	Total Number	Help Desk Data Tracking	Help Desk Support Systems/IT	IT Support	System Office and College employees	0202.150000.000	
2.2.2	Timely and accurate information in the State's Human Resources Information System(HRIS), as provided in the bi-monthly update.	100%	100%	100%	Percent	equal to or greater than	State Fiscal Year (July 1 - June 30).	Number of timely and accurate updates / total number of updates	State HRIS System	HR	Updates are essential to processing of accurate pay and benefits for employees.	System Office and College Employees	0203.100000.000	
3.1	Initiate strategic partnerships that respond to statewide economic and workforce needs.											State Objective: Public Infrastructure and Economic Development		
3.1.1	Number of companies participating in the E-zone Program since inception	129	135	135	Count	equal to or greater than	State Fiscal Year (July 1 - June 30).	Total Number	State Board - Ezone Data Tracking	Maximizer System	Retraining of employees to remain competitive.	Primrily manufacturing companies that are retraining employees in order to remain competitive.	2001.010000.000	
3.2	Expand implementation of a state-wide coordinated strategy for the Technical College System's promotion and delivery of registered apprenticeships.											State Objective: Public Infrastructure and Economic Development		
3.2.1	Number of apprentices since inception (base indicates the number as of the beginning of the measurement period).	42086	38000	42300	Count	equal to or greater than	State Fiscal Year (July 1 - June 30).	Total Number	State Board - Maximizer System	SCTCS-IT and USDOL RAPIDS 2.0	Employers, apprentices, potential apprentices, technical colleges, K-12, and other organizations that support apprentices	Employers who adopt registered apprenticeships, employers who hire registered apprentices, apprentices who are in a registered apprenticeship, technical colleges and K-12 partners who provide job-related education for a registered apprenticeship, and other organizations that support apprentices or employers.	2001.010000.000	
3.2.2	Number of companies since inception (base indicated to number as of the beginning of the measurement period).	1289	1020	1020	Count	equal to or greater than	State Fiscal Year (July 1 - June 30).	Total Number less programs cancelled by USDOL	State Board - Maximizer System	SCTCS-IT and USDOL RAPIDS 2.0	Employers, apprentices, potential apprentices, technical colleges, K-12, and other organizations that support apprentices	Employers who adopt registered apprenticeships, employers who hire registered apprentices, apprentices who are in a registered apprenticeship, technical colleges and K-12 partners who provide job-related education for a registered apprenticeship, and other organizations that support apprentices or employers.	2001.010000.000	
3.3	Provide customized start-up training for eligible new and expanding businesses through the System's readySC Program.											State Objective: Public Infrastructure and Economic Development		

Perf. Measure Number	Description	Base	Target	Actual	Value Type	Desired Outcome	Time Applicable	Calculation Method	Data Source	Data Location	Stakeholder Need Satisfied	Primary Stakeholder	State Funded Program Number Responsible	Notes
3.3.1	Number of readySC participants (trainees) last year	3287	3500	5700	Count	equal to or greater than	State Fiscal Year (July 1 - June 30).	Total Number	State Board - Maximizer System	Trainee Date System	A need to recruit and train a workforce for startup or expansion	SC Companies that are hiring full time, direct hire employees that pay above average wages and offer employee benefit packages. These companies are making considerable capital investment and job creation	2001.050100.000	
3.3.2	Number of companies assisted by readySC last year.	115	100	115	Count	equal to or greater than	State Fiscal Year (July 1 - June 30).	Total Number	State Board - Maximizer System	Maximizer System	A need to recruit and train a workforce for startup or expansion	SC Companies that are hiring full time, direct hire employees that pay above average wages and offer employee benefit packages. These companies are making considerable capital investment and job creation	2001.050100.000	
4.1 Further enhance education and training goals of the System by successfully guiding system initiatives as they relate to legislative priorities.										State Objective: Government and Citizens				
4.1.1	Legislative agenda developed timely	1	1	1	Count	equal to or greater than	Other	Number completed on time	Presidents' Council and State Board meeting minutes	Approved meeting minutes are posed to the agency intranet.	The legislative agenda lays out the objectives and funding needs for the upcoming year and thus provides direction to colleges and the System Office.	The SCTCS as a whole, including the System Office and all 16 technical colleges.	0203.050000.000	
4.1.2	Annual budget request submitted timely	1	1	1	Count	equal to or greater than	State Fiscal Year (July 1 - June 30).	Number completed on time	State Budget Request	Annual requests are saved on our internal server and published by the EBO.	Used to request funding for agency and college operations, as well as student finance aid.	System Office, Colleges, Citizens of SC, and Students	2001.050100.000	
4.2 Foster system-wide leadership through statewide professional development programs.										State Objective: Government and Citizens				
4.2.1	Number of participants in leadership programs.	345	30	31	Count	equal to or greater than	State Fiscal Year (July 1 - June 30).	Total Number	State Board Leadership Program Records	State Board Leadership Program Records	Promotes professional development at the System and facilitates succession planning	Colleges	0500.270000.000	
5.1 Ensure State Board policies are relevant and reflect current state law.										State Objective: Government and Citizens				
5.1.1	Number of HR and Finance policies reviewed annually	33%	33%	33%	Percent Complete	equal to or greater than	State Fiscal Year (July 1 - June 30).	Total Number	State Board Policies and Procedures	All current policy documents are made availability electronically on the Agency intranet.	Colleges rely on Board approved policies to provide guidance in a wide variety of areas.	All 16 colleges in the SC Technical College System	0203.100000.000	
5.1.2	Number of Financial Statements reviewed by System Office Finance Department	16	16	16	Count	equal to or greater than	Other	Total Number	Audited Financial Statements	All audited financial statements are posted on the SCTCS website.	Financial statements are used by the State Board, Local Area Commissions, and other parties to evaluate financial health and trends.	State Board, Local Area Commissions, Bond Issuers, Banks, etc.	0203.100000.000	
5.2 Provide service to technical colleges through system-wide agreements										State Objective: Government and Citizens				
5.2.1	Number of information technology security reviews	17	17	17	Count	equal to or greater than	State Fiscal Year (July 1 - June 30).	Total Number	IT Security Reviews and Compliance Projects	IT	Cyber Security risk management	System Office and Colleges	0202.150000.000	
5.2.2	Number of system-wide procurements completed during the fiscal year	1	0	1	Count	equal to or greater than	State Fiscal Year (July 1 - June 30).	Total Number	Finance Procurement Tracking	Finance	Colleges benefit from discount pricing and other favorable terms.	All 16 colleges in the SC Technical College System	0203.100000.000	
6.1 Ensure instructional programs performance goals are met by the colleges through use of the Performance Funding Model.										State Objective: Education, Training, and Human Development				

Perf. Measure Number	Description	Base	Target	Actual	Value Type	Desired Outcome	Time Applicable	Calculation Method	Data Source	Data Location	Stakeholder Need Satisfied	Primary Stakeholder	State Funded Program Number Responsible	Notes
6.1.1	Percentage of graduates employed in their field of study or continuing education	90%	80%	90%	Percent	equal to or greater than	Other	Number of reported graduates employed in their field of study or continuing their education/total number of graduates for the reporting year	State Board Performance Funding Allocation Formula	Funding Formula Workbook and all related documents are stored on the Finance Server.	Tying funding to successful attainment of performance objectives incentivizes colleges and benefits students.	All 16 Technical Colleges and students attending the colleges	0203.100000.000	
6.1.2	Percentage pass rate of licensure exams	86%	80%	85%	Percent	equal to or greater than	Other	Total percentage pass rate on licensure exams	State Board Performance Funding Allocation Formula	Funding Formula Workbook and all related documents are stored on the Finance Server.	Tying funding to successful attainment of performance objectives incentivizes colleges and benefits students.	All 16 Technical Colleges and students attending the colleges	0203.100000.000	
6.1.3	Percentage fall to spring persistence rate	73%	71%	73%	Percent	equal to or greater than	Other	Fall to spring persistence formula	State Board Performance Funding Allocation Formula	Funding Formula Workbook and all related documents are stored on the Finance Server.	Tying funding to successful attainment of performance objectives incentivizes colleges and benefits students.	All 16 Technical Colleges and students attending the colleges	0203.100000.000	

FY2023

Strategic Plan Development

as submitted for the Accountability Report by:

H590 - STATE TECHNICAL & COMPREHENSIVE EDUCATION

- Goal 1** Ensure excellence and value by providing high quality, relevant programs and services to customers.
- Goal 2** Achieve greater efficiency and effectiveness in fulfilling the Technical College System's mission through coordinated college and state-level leadership
- Goal 3** Develop a world-class workforce to fulfill the demands of an evolving and diversified economy.
- Goal 4** Acquire the financial and infrastructure resources necessary to achieve the Technical College System's mission.
- Goal 5** Demonstrate accountability and transparency regarding the Technical College System's mission.
- Goal 6** Instructional Programs - Technical Colleges

Perf. Measure Number	Description	Base	Target	Value Type	Desired Outcome	Time Applicable	Calculation Method	Data Source	Data Location	Stakeholder Need Satisfied	Primary Stakeholder	State Funded Program Number Responsible	Notes	
1.1 Provide program evaluation, review, and approval.													State Objective: Education, Training, and Human Development	
1.1.1	Number of new academic certificate, diplomas, and degrees	33	30	Count	equal to or greater than	State Fiscal Year (July 1 - June 30).	Total Number	New Program Submissions	Curriculum Management System Reports	Enhances accessibility in breadth and depth of programs provided	Colleges and students	0500.270000.000		
1.1.2	Number of existing academic programs in good standing (includes degrees, diplomas, and certificates)	946	900	Count	equal to or greater than	State Fiscal Year (July 1 - June 30).	Total Number	Program reviews evaluated against criteria and standards	Program Evaluation Management System Reports	Ensure a quality higher education is being provided that is relevant to the local community	Colleges and SC Commission on Higher Education	0500.270000.000		
1.2 Maintain accessibility and affordability of higher education for South Carolina citizens.													State Objective: Education, Training, and Human Development	
1.2.1	Percentage increase in tuition and fees limit - State Board maximum tuition is between 2% - 4%.	268.74	269.78	Dollar Amount	equal to or less than	Other	Maximum per credit hour increased by HEPI percentage increase	Commonfund Institute - Higher Education Price Index	The annual Board approved increase in the maximum tuitions recorded in the Official Board Minutes and disseminated to the colleges.	Colleges must ensure tuition rates do not exceed the Board approved maximum.	All 16 Technical Colleges rely on this information when establishing rates	0203.050000.000		
1.2.2	Percentage increase in tuition and fees at colleges - average actual increase at colleges is less than 4%.	4,722.68	4,911.59	Dollar Amount	equal to or less than	Other	Amount of tuition and fees (original: % increase (academic year to academic year))	CHE Tuition and Required Fees Schedule by college	Tuition and required fees for each college is published prominently on each college's website.	Tuition and fee costs are a prominent factors in students' decisions as to whether to attend college and if so, which courses to take.	All current and potential students are impacted by tuition and fee decisions.	0500.100100.000		
1.3 Provide responsible and flexible access to education, training, and retraining through distance learning technology.													State Objective: Education, Training, and Human Development	
1.3.1	Number of students participating in dual enrollment	15336	15000	Count	equal to or greater than	State Fiscal Year (July 1 - June 30).	Total Number	EDSS Data Reporting System	EDSS Data Reporting System	Enhances accessibility in breadth and depth of programs provided	Colleges	0500.100100.000		
1.4 Provide responsible and flexible access to education and training through activities for youth.													State Objective: Education, Training, and Human Development	
1.4.1	Number of new JAG sites	15	15	Count	equal to or greater than	State Fiscal Year (July 1 - June 30).	Total Number	Number of new site signed agreements	Agency Records	Enhances accessibility in breadth and depth of programs provided	Students	0500.100100.000		
1.5 Provide relevant programs that lead to employment and meet workforce needs													State Objective: Education, Training, and Human Development	
1.5.1	Percentage of graduates employed or continuing their education	0%	80%	Percent	Equal to or greater than	State Fiscal Year	Percent of graduates employed or still in school	EDSS Data Reporting System	EDSS Data Reporting System	Enhances accessibility in breadth and depth of programs provided	Colleges and students	0500.100100.000		
2.1 Improve system-wide decision making by increasing access to data.													State Objective: Education, Training, and Human Development	

Perf. Measure Number	Description	Base	Target	Value Type	Desired Outcome	Time Applicable	Calculation Method	Data Source	Data Location	Stakeholder Need Satisfied	Primary Stakeholder	State Funded Program Number Responsible	Notes
2.1.1	Execution date of data sharing agreement with SCDEW is 6/1/2021.	0%	100%	Percent Complete	Complete	State Fiscal Year (July 1 - June 30).	Percent complete of the project as assessed by the agency	MOA between DEW and Individual Colleges	Agency Records	Facilitates ability to meet changing workforce demands through proactive partnership with key stakeholders	Colleges	0500.270000.000	
2.1.2	Number of continuing education contact hours during applicable reporting period (spring 2019- fall 2020).	1628714	1800000	Count	equal to or greater than	Other	Total Number	EDSS Data Reporting System	EDSS Data Reporting System	Short Term training that does not lead to academic credit	Individuals and companies seeking short term training and/or industry recognized credentials that do not lead to academic credit.	0500.100100.000	
2.2 Provide technical assistance to technical colleges.		State Objective: Education, Training, and Human Development											
2.2.1	Number of help desk calls supported during the fiscal year	5286	4500	Count	equal to or greater than	State Fiscal Year (July 1 - June 30).	Total Number	Help Desk Data Tracking	Help Desk Support Systems/IT	IT Support	System Office and College employees	0202.150000.000	
2.2.2	Timely and accurate information in the State's Human Resources Information System(HRIS), as provided in the bi-monthly update.	100%	100%	Percent	equal to or greater than	State Fiscal Year (July 1 - June 30).	Number of timely and accurate updates / total number of updates	State HRIS System	HR	Updates are essential to processing of accurate pay and benefits for employees.	System Office and College Employees	0203.100000.000	
3.1 Initiate strategic partnerships that respond to statewide economic and workforce needs.		State Objective: Public Infrastructure and Economic Development											
3.1.1	Number of companies participating in the E-zone Program since inception	135	145	Count	equal to or greater than	State Fiscal Year (July 1 - June 30).	Total Number	State Board - Ezone Data Tracking	Maximizer System	Retraining of employees to remain competitive.	Primrily manufacturing companies that are retraining employees in order to remain competitive.	2001.010000.000	
3.2 Expand implementation of a state-wide coordinated strategy for the Technical College System's promotion and delivery of registered apprenticeships.		State Objective: Public Infrastructure and Economic Development											
3.2.1	Number of apprentices since inception (base indicates the number as of the beginning of the measurement period).	38000	38200	Count	equal to or greater than	State Fiscal Year (July 1 - June 30).	Total Number	State Board - Maximizer System	SCTCS-IT and USDOL RAPIDS 2.0	Employers, apprentices, potential apprentices, technical colleges, K-12, and other organizations that support apprentices	Employers who adopt registered apprenticeships, employers who hire registered apprentices, apprentices who are in a registered apprenticeship, technical colleges and K-12 partners who provide job-related education for a registered apprenticeship, and other organizations that support apprentices or employers.	2001.010000.000	
3.2.2	Number of companies since inception (base indicated to number as of the beginning of the measurement period).	908	950	Count	equal to or greater than	State Fiscal Year (July 1 - June 30).	Total Number less programs cancelled by USDOL	State Board - Maximizer System	SCTCS-IT and USDOL RAPIDS 2.0	Employers, apprentices, potential apprentices, technical colleges, K-12, and other organizations that support apprentices	Employers who adopt registered apprenticeships, employers who hire registered apprentices, apprentices who are in a registered apprenticeship, technical colleges and K-12 partners who provide job-related education for a registered apprenticeship, and other organizations that support apprentices or employers.	2001.010000.000	
3.3 Provide customized start-up training for eligible new and expanding businesses through the System's readySC Program.		State Objective: Public Infrastructure and Economic Development											

Perf. Measure Number	Description	Base	Target	Value Type	Desired Outcome	Time Applicable	Calculation Method	Data Source	Data Location	Stakeholder Need Satisfied	Primary Stakeholder	State Funded Program Number Responsible	Notes
3.3.1	Number of readySC participants (trainees) last year	5700	5800	Count	equal to or greater than	State Fiscal Year (July 1 - June 30).	Total Number	State Board - Maximizer System	Trainee Date System	A need to recruit and train a workforce for startup or expansion	SC Companies that are hiring full time, direct hire employees that pay above average wages and offer employee benefit packages. These companies are making considerable capital investment and job creation	2001.050100.000	
3.3.2	Number of companies assisted by readySC last year.	115	115	Count	equal to or greater than	State Fiscal Year (July 1 - June 30).	Total Number	State Board - Maximizer System	Maximizer System	A need to recruit and train a workforce for startup or expansion	SC Companies that are hiring full time, direct hire employees that pay above average wages and offer employee benefit packages. These companies are making considerable capital investment and job creation	2001.050100.000	
4.1 Further enhance education and training goals of the System by successfully guiding system initiatives as they relate to legislative priorities. State Objective: Government and Citizens													
4.1.1	Legislative agenda developed timely	1	1	Count	equal to or greater than	Other	Number completed on time	Presidents' Council and State Board meeting minutes	Approved meeting minutes are posed to the agency intranet.	The legislative agenda lays out the objectives and funding needs for the upcoming year and thus provides direction to colleges and the System Office.	The SCTCS as a whole, including the System Office and all 16 technical colleges.	0203.050000.000	
4.1.2	Annual budget request submitted timely	1	1	Count	equal to or greater than	State Fiscal Year (July 1 - June 30).	Number completed on time	State Budget Request	Annual requests are saved on our internal server and published by the EBO.	Used to request funding for agency and college operations, as well as student finance aid.	System Office, Colleges, Citizens of SC, and Students	2001.050100.000	
4.2 Foster system-wide leadership through statewide professional development programs. State Objective: Government and Citizens													
4.2.1	Number of participants in leadership programs.	31	30	Count	equal to or greater than	State Fiscal Year (July 1 - June 30).	Total Number	State Board Leadership Program Records	State Board Leadership Program Records	Promotes professional development at the System and facilitates succession planning	Colleges	0500.270000.000	
5.1 Ensure State Board policies are relevant and reflect current state law. State Objective: Government and Citizens													
5.1.1	Number of HR and Finance policies reviewed annually	33%	33%	Percent Complete	equal to or greater than	State Fiscal Year (July 1 - June 30).	Total Number	State Board Policies and Procedures	All current policy documents are made availability electronically on the Agency intranet.	Colleges rely on Board approved policies to provide guidance in a wide variety of areas.	All 16 colleges in the SC Technical College System	0203.100000.000	
5.1.2	Number of Financial Statements reviewed by System Office Finance Department	16	16	Count	equal to or greater than	Other	Total Number	Audited Financial Statements	All audited financial statements are posted on the SCTCS website.	Financial statements are used by the State Board, Local Area Commissions, and other parties to evaluate financial health and trends.	State Board, Local Area Commissions, Bond Issuers, Banks, etc.	0203.100000.000	
5.2 Provide service to technical colleges through system-wide agreements State Objective: Government and Citizens													
5.2.1	Number of information technology security reviews	17	17	Count	equal to or greater than	State Fiscal Year (July 1 - June 30).	Total Number	IT Security Reviews and Compliance Projects	IT	Cyber Security risk management	System Office and Colleges	0202.150000.000	

Perf. Measure Number	Description	Base	Target	Value Type	Desired Outcome	Time Applicable	Calculation Method	Data Source	Data Location	Stakeholder Need Satisfied	Primary Stakeholder	State Funded Program Number Responsible	Notes
5.2.2	Number of system-wide procurements completed during the fiscal year	0	1	Count	equal to or greater than	State Fiscal Year (July 1 - June 30).	Total Number	Finance Procurement Tracking	Finance	Colleges benefit from discount pricing and other favorable terms.	All 16 colleges in the SC Technical College System	0203.100000.000	
6.1 Ensure instructional programs performance goals are met by the colleges through use of the Performance Funding Model. State Objective: Education, Training, and Human Development													
6.1.1	Percentage of graduates employed in their field of study or continuing education	90%	80%	Percent	equal to or greater than	Other	Number of reported graduates employed in their field of study or continuing their education/total number of graduates for the reporting year	State Board Performance Funding Allocation Formula	Funding Formula Workbook and all related documents are stored on the Finance Server.	Tying funding to successful attainment of performance objectives incentivizes colleges and benefits students.	All 16 Technical Colleges and students attending the colleges	0203.100000.000	
6.1.2	Percentage pass rate of licensure exams	85%	80%	Percent	equal to or greater than	Other	Total percentage pass rate on licensure exams	State Board Performance Funding Allocation Formula	Funding Formula Workbook and all related documents are stored on the Finance Server.	Tying funding to successful attainment of performance objectives incentivizes colleges and benefits students.	All 16 Technical Colleges and students attending the colleges	0203.100000.000	
6.1.3	Percentage fall to spring persistence rate	73%	71%	Percent	equal to or greater than	Other	Fall to spring persistence formula	State Board Performance Funding Allocation Formula	Funding Formula Workbook and all related documents are stored on the Finance Server.	Tying funding to successful attainment of performance objectives incentivizes colleges and benefits students.	All 16 Technical Colleges and students attending the colleges	0203.100000.000	

FY2022

Budget Data

as submitted for the Accountability Report by:

H590 - STATE TECHNICAL & COMPREHENSIVE EDUCATION

State Funded Program No.	State Funded Program Title	Description of State Funded Program	(Actual) General	(Actual) Other	(Actual) Federal	(Actual) Total	(Projected) General2	(Projected) Other	(Projected) Federal4	(Projected) Total
0202.150000.000	Information Technology	Provides programming and technical support for infrastructure and a comprehensive array of software used for collecting and reporting data for the colleges.	\$ 1,170,028.24	\$ -	\$ -	\$ 1,170,028.24	\$ 1,250,000.00	\$ -	\$ -	\$ 1,250,000.00
0203.050000.000	President's Office	This function provides executive leadership and planning for the sixteen technical colleges and the State Board on advocacy, policy development, legislative matters, and communications and public initiatives. The System Office President also provides assistance and direction in obtaining and developing potential grants for the agency. The System supports the communications, marketing and research initiatives in order to create awareness and advocacy for the Technical College System.	\$ 398,792.96	\$ -	\$ -	\$ 398,792.96	\$ 400,000.00	\$ -	\$ -	\$ 400,000.00
0203.100000.000	Finance And Human Resources	Provides for the planning and management of the agency budget and financial resources; manages the procurement function; processes all disbursement transactions; maintains accounting records for the System Office, including state appropriations and bond funds for capital improvements; provides representation for the agency on Higher Education fiscal and funding matters; and provides for equitable distribution of allocation of funds to the technical colleges. HRS serves as a resource to System Office staff on personnel issues, including recruitment, compensation, classifications, and benefits. In addition, HRS serves as a resource to and audits authorized personnel transactions of the technical colleges for conformity with State OHR regulations and guidelines. HRS manages all FTE positions for the System.	\$ 3,885,576.27	\$ -	\$ -	\$ 3,885,576.27	\$ 3,900,000.00	\$ -	\$ -	\$ 3,900,000.00
0500.100100.000	Technical Colleges	The Technical Colleges deliver relevant and effective programs that advance workforce development, promote economic development and ensure attainment of student learning goals in direct response to the needs of the communities in which they reside.	\$ 112,364,033.60	\$ 78,092.11	\$ -	\$ 112,442,125.71	\$ 120,500,000.00	\$ 65,000.00	\$ -	\$ 120,565,000.00
0500.100500X000	Critical Needs Nursing Initiative	Critical Needs Nursing provides salary and fringe benefits to Nursing faculty in order to compete more effectively with maintaining high quality nursing faculty within the technical colleges.	\$ 322,512.00	\$ -	\$ -	\$ 322,512.00	\$ 322,512.00	\$ -	\$ -	\$ 322,512.00
0500.108800X000	Spartanburg-Cherokee Expansion	Funding provided for expansion of expansion of the Cherokee County campus.	\$ 906,816.00	\$ -	\$ -	\$ 906,816.00	\$ 906,816.00	\$ -	\$ -	\$ 906,816.00
0500.109200X000	College Operations	This program is used to record grant aid and other funds to colleges to benefit students and purchase equipment necessary to meet workforce training needs.	\$ -	\$ 46,640,720.59	\$ -	\$ 46,640,720.59	\$ -	\$ 46,700,000.00	\$ -	\$ 46,700,000.00
0500.109300X000	Midlands Tech Nursing Program	Education of students for the work setting is part of the primary mission of Midlands Technical College. This funding will help admit a third cohort of 64 nursing students into the Associate Degree Nursing program and educate them for the course of the two-year program. They will become Registered Nurses and help to alleviate the nursing shortage in South Carolina. Part of this group of students will be admitted on a "merit" basis rather than the current "first qualified, first admitted" basis. The other part will be admitted to an evening/weekend program.	\$ 370,943.00	\$ -	\$ -	\$ 370,943.00	\$ 370,943.00	\$ -	\$ -	\$ 370,943.00
0500.109500X000	Florence Darlington-Operating	This funding supports FDTC with general operation costs and provides funding for equipment needed at the Advanced Manufacturing Center.	\$ 302,271.00	\$ -	\$ -	\$ 302,271.00	\$ 302,271.00	\$ -	\$ -	\$ 302,271.00

State Funded Program No.	State Funded Program Title	Description of State Funded Program	(Actual) General	(Actual) Other	(Actual) Federal	(Actual) Total	(Projected) General2	(Projected) Other	(Projected) Federal4	(Projected) Total
0500.109600X000	Trident Tech-Culinary Arts	The Culinary Institute of Charleston provides a wide array of both credit and continuing education offerings to meet the diverse training needs of the tourism industry. The Institute's credit programs include TTC's existing associate degree, diploma and certificate programs in culinary arts, hospitality and tourism as well as other advance training opportunities.	\$ 468,522.00	\$ -		\$ 468,522.00	\$ 468,422.00	\$ -	\$ -	\$ 468,422.00
0500.109700X000	Florence Darlington Simt	The purpose of the budget funding is to assist in equipping FDTc's SIMT facility with several new state-of-the-art technologies. These technologies will be used to provide business and industry clients with solutions to strategic training, business operations, and manufacturing technology problems. These solutions will maximize workforce productivity and lead to business success in advanced manufacturing environments.	\$ 906,817.00	\$ -		\$ 906,817.00	\$ 906,817.00	\$ -	\$ -	\$ 906,817.00
0500.109900X000	Lowcountry Tech - Military Workforce Initiative	Provides funding for Veteran Support Services at TCL.	\$ 500,000.00	\$ -		\$ 500,000.00	\$ 500,000.00	\$ -	\$ -	\$ 500,000.00
0500.270000.000	System Wide Program Initiatives	Provides coordination and direction for the technical colleges in academic related matters to include programs, curriculum, and student services; maintains extensive student and facility records for the colleges; represents the agency on academic matters with the Commission on Higher Education and provides administrative support services for federally funded programs.	\$ 688,206.63	\$ 72,219.80	\$ 18,610,979.56	\$ 19,371,405.99	\$ 690,000.00	\$ 73,000.00	\$ 42,000,000.00	\$ 42,763,000.00
0500.270500X000	Pathways To Prosperity	This funding is used to implement the South Carolina Education and Economic Development Act (SC Code of Laws Title 59, Chapter 59).	\$ 604,545.00	\$ -	\$ -	\$ 604,545.00	\$ 604,545.00	\$ -	\$ -	\$ 604,545.00
0500.271500X000	Workforce Scholarships and Grants	This funding is used to provide grants for students in workforce related programs.	\$ 2,642,000.00	\$ 16,000,000.00	\$ -	\$ 18,642,000.00	\$ 2,642,000.00	\$ 39,000,000.00	\$ -	\$ 41,642,000.00
0503.300000.000	Employee Benefits Formula Funding	Provides funding to colleges for employee benefits for state funded positions.	\$ 41,663,234.00	\$ -	\$ -	\$ 41,663,234.00	\$ 43,000,000.00	\$ -	\$ -	\$ 43,000,000.00
0500.102700X000	WTC Promise Scholarship Program	Budget line item funding provided to support OCTC's Truck Driver Certificate Program.	\$ 300,000.00	\$ -	\$ -	\$ 300,000.00	\$ 300,000.00	\$ -	\$ -	\$ 300,000.00
2000.012000X000	E&G STEM Programs: Critical Needs Workforce Dev Initiative	This initiative provides funding for critical needs programs that are STEM + focused and provide training in Workforce Development sectors	\$ 2,500,000.00	\$ -	\$ -	\$ 2,500,000.00	\$ 2,500,000.00	\$ -	\$ -	\$ 2,500,000.00
2000.012500X000	Workforce Scholarships and Grants	This funding is used to provide grants for students in workforce related programs.	\$ -	\$ -	\$ -	\$ -	\$ -	\$ -	\$ -	\$ -
2001.010000.000	Administration	Provides funding for positions and operating costs related to economic development activities within System Office (i.e. readySC, Leadership SC, and Ezone).	\$ 912,340.89	\$ -	\$ -	\$ 912,340.89	\$ 912,340.89	\$ -	\$ -	\$ 912,340.89
2001.050100.000	Special Schools Training	Funding for recruitment and training at contracted industries through provision of fully equipped sites, well-qualified instructors with the applicable training skills, and the necessary operational support.	\$ 1,058,142.00	\$ -	\$ -	\$ 1,058,142.00	\$ 1,058,142.00	\$ -	\$ -	\$ 1,058,142.00
2001.050500X000	Other Direct Training Costs	Funding for recruitment and training at contracted industries through provision of fully equipped sites, well-qualified instructors with the applicable training skills, and the necessary operational support.	\$ 5,779,253.00	\$ -	\$ -	\$ 5,779,253.00	\$ 5,779,253.00	\$ -	\$ -	\$ 5,779,253.00
9500.050000.000	State Employer Contributions	Provides funding for employer contribution costs.	\$ 2,476,840.31	\$ 7,973.49	\$ 370,911.38	\$ 2,855,725.18	\$ 2,500,000.00	\$ 8,000.00	\$ 375,000.00	\$ 2,883,000.00
9800.060000X000	Central Carolina Technical College Training	GF Surplus provided to CCTC to support technical college training.	\$ 195,000.00	\$ -	\$ -	\$ 195,000.00	\$ 195,000.00	\$ -	\$ -	\$ 195,000.00
9801.860000X000	Piedmont Tech - Upstate Center for Manufacturing	GF Surplus provided to PTC to support Upstate Center for Manufacturing.	\$ -	\$ -	\$ -	\$ -	\$ -	\$ -	\$ -	\$ -
9801.890000X000	Trident Tech - Aeronautical Training	Provides funding for equipment in Trident's Aeronautical Training Center.	\$ -	\$ -	\$ -	\$ -	\$ -	\$ -	\$ -	\$ -
9801.910000X000	YRK-WSTRN YRK CAMP	GF Surplus provided to YTC to support campus improvements.	\$ -	\$ -	\$ -	\$ -	\$ -	\$ -	\$ -	\$ -
9801.940000X000	Tech Board - Palmetto Promise Scholarship Pilot	Provides funding for scholarships for eligible students.	\$ -	\$ 266,315.86	\$ -	\$ 266,315.86	\$ -	\$ -	\$ -	\$ -
9801.970000X000	SCC STEM Training Facility	Funding provide in FY20 for STEM training facility. No funding provided in FY21 or FY22.	\$ -	\$ -	\$ -	\$ -	\$ -	\$ -	\$ -	\$ -
9801.980000X000	SC WINS	Provides funding for college students who meet the criteria as established in Proviso 3.5.	\$ -	\$ 17,000,000.00	\$ -	\$ 17,000,000.00	\$ -	\$ 17,000,000.00	\$ -	\$ 17,000,000.00
9802.580000X000	Midlands Tech Coll - QuickJobs: MTC Center Rapid Employment	Lottery funding provided for MTC QuickJobs program. No funding provided in FY20-21, but reinstated in FY21-22 budget.	\$ 3,500,000.00	\$ -	\$ -	\$ 3,500,000.00	\$ -	\$ 35,000,000.00	\$ -	\$ 35,000,000.00

State Funded Program No.	State Funded Program Title	Description of State Funded Program	(Actual) General	(Actual) Other	(Actual) Federal	(Actual) Total	(Projected) General2	(Projected) Other	(Projected) Federal4	(Projected) Total
9802.810000X000	AKN TCH-LIFE SCI BLG	GF Surplus provided to ATC for the Life Sciences Building project.	\$ -	\$ -	\$ -	\$ -	\$ -	\$ -	\$ -	\$ -
9802.900000X000	YRK-HEALTH & HMN SVC	GF Surplus provided to YTC for Health and Human Svcs Building project.	\$ -	\$ -	\$ -	\$ -	\$ -	\$ -	\$ -	\$ -
9803.830000X000	FDTC - Academic Building	Funding for renovations of academic building at FDTC.	\$ 860,750.00	\$ -	\$ -	\$ 860,750.00	\$ -	\$ -	\$ -	\$ -
9804.400000X000	CATT Program/Ready SC	Funding for recruitment and training at contracted industries through provision of fully equipped sites, well-qualified instructors with the applicable training skills, and the necessary operational support.	\$ -	\$ 8,200,782.41	\$ 9,500,000.00	\$ -	\$ -	\$ 9,500,000.00	\$ -	\$ 9,500,000.00
9804.540000X000	Orangeburg-Calhoun Tech Upgrade Tech Infrastruct & Security	Lottery funding provided to OCTC for project. No funding provide in FY20-21 of FY21-22.	\$ -	\$ -	\$ -	\$ -	\$ -	\$ -	\$ -	\$ -
9813.040000X000	Critical Training Program	Funding for recruitment and training at contracted industries through provision of fully equipped sites, well-qualified instructors with the applicable training skills, and the necessary operational support.	\$ -	\$ 18,297,882.15	\$ -	\$ 18,297,882.15	\$ -	\$ 19,000,000.00	\$ -	\$ 19,000,000.00
9815.080000X000	Spice Program	Lottery funding provided to GTC for Self-Paced In-Classroom Education (SPICE) program. No funding provide in FY20-21.	\$ -	\$ -	\$ -	\$ -	\$ -	\$ -	\$ -	\$ -
9900.XXXXXXXXXX	Capital Projects at Various Colleges	Funding for approved projects at various technical colleges.	\$ -	\$ 28,663,325.61	\$ -	\$ 28,663,325.61	\$ -	\$ 42,000,000.00	\$ -	\$ 42,000,000.00
9901.XXXXXXXXXX	Capital Projects at Various Colleges	Funding for approved projects at various technical colleges.	\$ -	\$ 9,802.50	\$ -	\$ 9,802.50	\$ -	\$ -	\$ -	\$ -
0500.102600X000	OCTC Truck Driving Certificate Program	Budget line item funding provided to support OCTC's Truck Driver Certificate Program.	\$ 73,129.00	\$ -	\$ -	\$ 73,129.00	\$ 73,129.00	\$ -	\$ -	\$ 73,129.00
9801.020100X000	TCL Culinary	Budget line item funding for culinary center start-up and operating costs.	\$ 3,500,000.00	\$ -	\$ -	\$ 3,500,000.00	\$ -	\$ -	\$ -	\$ -
9807.020000X000	Deferred Maintenance	Funds provided by legislature for college mainteance, renovation and repair projects.	\$ 40,829,468.00	\$ -	\$ -	\$ 40,829,468.00	\$ -	\$ 54,500,000.00	\$ -	\$ 54,500,000.00
0500.272000X000	Jobs for America's Graduates	Funds to operate the JAG Program administered out of System Office.	\$ 627,106.97	\$ -	\$ -	\$ 627,106.97	\$ -	\$ 250,000.00	\$ 2,000,000.00	\$ 2,250,000.00
9822.090000X000	TTC - Diesel Mechanic	Funds provided by legislature operation of college's diesel mechanic program.	\$ -	\$ 500,000.00	\$ -	\$ 500,000.00	\$ -	\$ -	\$ -	\$ -

FY2022

Legal Data

as submitted for the Accountability Report by:

H590 - STATE TECHNICAL & COMPREHENSIVE EDUCATION

Law number	Jurisdiction	Type	Description	Purpose the law serves:	Notes:	Changes made during FY2022
59-53-10	State	Statute	Enabling Legislation	Requires a service	Provide education and workforce training	No Change
Proviso 25.1	State	FY 2019-20 Proviso	<p>Establishes Training Programs for the State Board for Technical and Comprehensive Education - 25.1 (TEC: Training of New & Expanding Industry) (A) Notwithstanding the amounts appropriated in this section for the "Center for Accelerated Technology Training," it is the intent of the General Assembly that the State Board for Technical and Comprehensive Education expend the funds necessary to provide direct training for new and expanding business or industry.(B) In the event projected expenditures are above the appropriation, the appropriation in this section for the "Center for Accelerated Technology Training" may be appropriately adjusted, if and only if, the Budget and Control Board determines that the projected expenditures are directly related to:(1) an existing technology training program where the demand for the program exceeds the program's capacity and the additional funds are to be utilized to meet the demand; or(2) a new program is necessary to provide direct training for new or expanding business or industry.(C) The adjustment may occur only upon approval by the Executive Budget Office. Upon the Executive Budget Office's approval of the adjustment, the Director of the Executive Budget Office must certify, in writing, that the adjustment is directly related to either subsection (B)(1) or (B)(2). The Director must immediately provide a copy of the written certification, including the amount of the adjustment, to the President Pro Tempore of the Senate, the Speaker of the House of Representatives, the Chairman of the Senate Finance Committee, and the Chairman of the House Ways and Means Committee.(D) Upon the Director's written certification approving an adjustment, the State Board for Technical and Comprehensive Education must submit a statement to the President Pro Tempore of the Senate, the Speaker of the House of Representatives, the Chairman of the Senate Finance Committee, and the Chairman of the House Ways and Means Committee containing a detailed itemization of the manner in which funds initially appropriated for technology training were utilized, the specific purpose for the adjustment, and the ultimate recipient of the adjusted amount.(E) The aggregate amount of all adjustments made pursuant to this section may not exceed ten million dollars.(F) In the event that projected expenditures for the Center for Accelerated Technology Training exceed the amounts appropriated and the amount of any adjustments authorized, the State Board for Technical and Comprehensive Education may request a supplemental appropriation from the General Assembly.</p>	Requires a service	Direct training for new and expanding business and industry	No Change

Law number	Jurisdiction	Type	Description	Purpose the law serves:	Notes:	Changes made during FY2022
Proviso 25.10	State	FY 2019-20 Proviso	Establishes requirements for unexpended funds for Technical College of the Lowcountry - Proviso 25.10. (TEC: Health Science Capital Project) Funds remaining of the \$3,500,000 appropriated in Act No. 285 of 2016, Section 1, Item (31) to the State Board for Technical and Comprehensive Education for the Technical College of the Lowcountry - New River Workforce Development Center shall be redirected to be used for the Health Science capital project at the Technical College of the Lowcountry - Beaufort campus. Unexpended funds may be carried forward to be expended for the Health Science capital project.	Requires a service	Establishes parameters for expenditure of specific capital project funds	Repealed
Proviso 25.11	State	FY 2019-20 Proviso	Directs appropriated funds to be used for a comprehensive awareness and education campaign - Proviso 25.11 (TEC: Tech Awareness and Education) Of the funds appropriated to the State Board for Technical and Comprehensive Education, \$500,000 shall be used to enhance the perception of technical education and the opportunities it can afford South Carolinians across the state. Prior to utilizing these funds for this purpose, the State Board for Technical and Comprehensive Education shall be required to obtain a 2:1 private entity match. The funds shall be used to develop and implement a comprehensive awareness and education campaign. The State Board for Technical and Comprehensive Education shall submit a report by June 30th of the current fiscal year to the House Ways and Means Committee and the Senate Finance Committee. This report shall include information on the proposed expenditure of funds and outcome measures.	Requires a service	Establishes parameters for expenditure of funds on a statewide marketing campaign	Repealed
Proviso 25.12	State	FY 2019-20 Proviso	Establishes requirements for unexpended funds for Northeastern Technical College - Proviso 25.12 (TEC: Northeastern Tech Repurpose) The \$3,500,000 appropriated in Act No. 284 of 2016, by Proviso 118.16, Item (B)(23)(n) to the State Board for Technical and Comprehensive Education for the Northeastern Technical College - Instructional Building shall be redirected to be used to construct and renovate space for critical industry training. Unexpended funds may be carried forward and expended for the same purpose.	Requires a service	Establishes parameters for expenditure of specific capital project funds	Repealed
Proviso 25.2	State	FY 2019-20 Proviso	Establishes Carry Forward on Training Funds - 25.2.(TEC: Training of New & Expanding Industry Carry Forward) In addition to the funds appropriated in this section, any of the funds appropriated under this section for the prior fiscal year which are not expended during that fiscal year may be carried forward and expended for direct training of new and expanding industry in the current fiscal year.	Requires a service	Direct training for new and expanding business and industry	No Change
Proviso 25.3	State	FY 2019-20 Proviso	Establishes Requirements on Payments in Prior Year for Training - 25.3.(TEC: Training of New & Expanding Industry -Payments of Prior Year Expenditures) The State Board for Technical and Comprehensive Education may reimburse business and industry for prior year training costs billed to the agency after fiscal year closing with the concurrence of the Comptroller General.	Distribute funding to another entity		No Change

Law number	Jurisdiction	Type	Description	Purpose the law serves:	Notes:	Changes made during FY2022
Proviso 25.4	State	FY 2019-20 Proviso	Establishes Methodology for STEM Funding - 25.4.(TEC: Critical Statewide Workforce Needs) Of the funds appropriated in this act to the State Board for Technical and Comprehensive Education for E&G STEM Programs: Critical Needs Workforce Development Initiative, the State Board must allocate the funds between the colleges based on a methodology designed to best meet the state's workforce needs and demands. This methodology should be created by the State Board in consultation with the Department of Commerce and the Department of Employment and Workforce and should identify the areas with the most critical need. For this purpose, critical need shall be defined as unmet employment demand in areas or fields of Science, Technology, Engineering, Mathematics, and Manufacturing. Funds must be used by the college for STEM programs.	Requires a service	Must be used to best meet the state's workforce needs and demands	No Change
Proviso 25.5	State	FY 2019-20 Proviso	Establishes Carry-Forward for SC Aeronautics Training Center - 25.5. (TEC: Aeronautics Training Center) Funds appropriated for the S.C. Aeronautics Training Center may be carried forward from the prior fiscal year into the current fiscal year and utilized for the same purpose.	Not related to agency deliverable		Repealed
Proviso 25.8	State	FY 2019-20 Proviso	Establishes requirements for unexpended funds for Florence Darlington Tech - Proviso 25.8 (TEC: Florence Darlington Fund Repurpose) Funds remaining of the \$1,000,000 appropriated in Act No. 91 of 2015, by proviso 118.14, Item (B)(19)(f) to the State Board for Technical and Comprehensive Education for the Florence-Darlington Technical College - Academic and Workforce Development Building, the \$3,500,000 appropriated in Act No. 284 of 2016, by proviso 118.16, Item (B)(23)(f) to the State Board for Technical and Comprehensive Education for the Florence-Darlington Technical College - Academic Building, and the \$2,000,000 appropriated in Act No. 285 of 2016, Section 1, Item (24) to the State Board for Technical and Comprehensive Education for the Florence-Darlington Technical College Academic Building shall be redirected to be used for campus renovations and improvements. Unexpended funds may be carried forward to be expended for the same purpose.	Requires a service	Establishes parameters for expenditure of specific capital project funds	Repealed

FY2022

Services Data

as submitted for the 2022 Accountability Report by:

H590 - STATE TECHNICAL & COMPREHENSIVE EDUCATION

Description of Service	Description of Direct Customer	Customer Name	Others Impacted by Service	Division or major organizational unit providing the service.	Description of division or major organizational unit providing the service.	Primary negative impact if service not provided.	Changes made to services during FY2022	Summary of changes to services
Provide high quality, relevant educational programs and services to all students/customers through provision of both credit and non-credit offerings at our 16 technical colleges throughout the state.	Each year the System educates and trains over 154,000 South Carolinians through our credit programs (100,941) and continuing education programs (53,950).	Students and Families	The State of South Carolina benefits from having a well trained, educated, and productive citizenry and employers throughout the state benefit from a having a skilled workforce.	16 Technical Colleges; Economic Development to include readySC and ApprenticeshipSC; Administration	Instructional Programs to include all 16 Technical Colleges; Economic Development to include readySC and ApprenticeshipSC; Administration	Lack of educational and job training opportunities for the citizens of South Carolina.	No Change	
Responsible for several roles such as carrying out directives through legislation and other assigned regulatory functions. The System serves as an intermediary for accountability among the technical colleges by providing services regarding policy guidance, research, and any other information for higher education.	The 16 technical colleges rely on various System Office divisions for regular guidance and information which allows them to ensure compliance with laws and regulations.	Technical Colleges	Federal and State Governments been through increased compliance with laws and regulations.	Administration to include Executive Office, Finance, Human Resources, Academic Affairs and Research, Instructional Training, and Economic Development	All Administrative units within the Technical College System Office	Failure to comply with laws and regulations could result in loss of funding, audit findings, and other adverse consequences.	No Change	
Provide administration and oversight grant programs (e.g. DOL apprenticeship, USED Perkins) that benefit the System, our colleges, and the citizens of South Carolina.	Grant program beneficiaries include students and employers throughout the state. Employers benefit directly through participation in apprenticeship program.	Students and SC Businesses	Technical Colleges, Economic Development Groups	Administration to include Executive Office, Finance, Human Resources, Instructional Training, and Economic Development	All Administrative units within the Technical College System Office	Failure to comply with requirements would result in loss of funding and a resulting reduction in our ability to provide services.	No Change	
Collaborate closely with counties and municipalities as the training center for economic development proposals. We also build relationships with these entities for additional support for the operations and capital planning for the colleges in their service areas.	South Carolina citizens directly benefit through increased high-paying job opportunities in locations throughout the State.	South Carolina Citizens	South Carolina businesses, State and Local Governments through increased economic development and tax revenues.	Administration to include Executive Office, Finance, Human Resources, Instructional Training, and Economic Development	All Administrative units within the Technical College System Office	Reduced economic development within the State.	No Change	
Work closely with local business through readySC and ApprenticeshipSC as the training center in economic development proposals and workforce training models. We also build relationships with local businesses to provides services and workforce they need.	South Carolina citizens directly benefit through increased high-paying job opportunities in locations throughout the State.	South Carolina Citizens	South Carolina businesses, State and Local Governments through increased economic development and tax revenues.	Administration to include Executive Office, Finance, Human Resources, Instructional Training, and Economic Development	All Administrative units within the Technical College System Office	Reduced economic development within the State.	No Change	
We interact quite regularly with other key stakeholders within the state and local communities in policy development and constituent services. Focus on taxpayer interests and student concerns are vital to the agency's mission and purpose.	Technical College Students and Citizens of South Carolina as a whole.	Students and South Carolina Citizens	Local Governments, the State Legislature and South Carolina State Agencies including the Governor's Office, Commission on Higher Education, and the SC Department of Education	Administration to include Executive Office, Finance, Human Resources, Instructional Training, and Economic Development	All Administrative units within the Technical College System Office	Reduced educational attainment levels and reduced economic development within the State.	No Change	
Administer the Jobs for America's Graduates (JAG) program for the State of South Carolina. This involves collaboration with various participating high schools to address needs of eligible youth.	The program serves youth who face significant challenges, to help them reach economic and academic success. This is done through partnerships with participating high schools throughout the state.	Students and South Carolina Citizens	Schools and families throughout the State of SC.	Academics, Student Affairs & Research Division	This division is responsible for all academic related issues throughout the System.	Reduced educational attainment levels for identified youth.	Add	JAG program administration was moved from DEW to SCTCE in January 2022.

FY2022

Partnerships Data

as submitted for the 2022 Accountability Report by:

H590 - STATE TECHNICAL & COMPREHENSIVE EDUCATION

Type of Partner Entity	Name of Partner Entity	Description of Partnership	Change to the partnership during the past fiscal year
State Government	Commission on Higher Education	Coordinate with CHE on budget issues, lottery technology, parallel courses and associates degree programs.	No Change
State Government	Department of Commerce	Work together collaboratively to promote economic development within the state, as well as, to coordinate job training for business prospects	No Change
State Government	Department of Employment Workforce	Coordinate with DEW to determine job placement of graduates as well as some certificate programs	No Change
State Government	Executive Budget Office	Coordinate with EBO to prepare governor's budget, track spending, monitor other/federal funds, etc.	No Change
State Government	Governor's Offices	Coordinate with Governor's staff to promote budget requests, technical college initiatives, and work collaboratively to promote economic development	No Change
State Government	SC Department of Education	Work collaboratively with varying initiatives that affect both K-12 and higher education	No Change
Higher Education Institute	Various 4 year SC public and private 4 year higher education institutions	Worked collaboratively with various institutions to execute Memorandums of Understanding (MOU) to ease the transfer process and to promote closer coordination of academic courses, programs, and degrees offered by the institutions. Emphasis will be placed on coordinated advising between the technical colleges and the four-year universities.	No Change
K-12 Education Institute	Various high schools throughout the State	Form partnerships with various high schools interested in participating with the JAG program.	Add

FY2022

Reports Data

as submitted for the Accountability Report by:

H590 - STATE TECHNICAL & COMPREHENSIVE EDUCATION

Report Name	Law Number (if applicable)	Summary of information requested in the report	Date of most recent submission DURING the past fiscal year	Reporting Frequency	Type of entity/entities	Method to access the report	Direct access hyperlink or agency contact (if not provided to LSA for posting online)	Changes to this report during the past fiscal year	Explanation why a report wasn't submitted
Agency Accountability Report	§1-1-810	The report "must contain the agency's or department's mission, objectives to accomplish the mission, and performance measures that show the degree to which objectives are being met." Agencies must "identify key program area descriptions and expenditures and link these to key financial and performance results measures."	September-21	Annually	Governor or Lt. Governor AND Legislative entity or entities	Provided to LSA for posting online	Provided to LSA for posting online.	No Change	
Annual Audit	§11-7-20	Financial Information, Compliance with laws	April-22	Annually	South Carolina state agency or agencies	Available on another website	https://osa.sc.gov/reports/	No Change	
Budget Request		Provide information and justification for agency's budget request annually; provides opportunity to make a formal request for agency needs.	September-21	Annually	South Carolina state agency or agencies	Electronic file available upon request	Agency Contact: Randy Johnson (johnsonr@sctechsystem.edu)	No Change	