



2023 Annual Accountability Report

South Carolina State University

Agency Code: H240

Table of Contents

Agency’s Discussion and Analysis	1
Agency Organization Chart	5
Reorganization and Compliance	6
Strategic Plan Results	8
Strategic Plan Development	9
Budget Data	12
Legal Data	13
Services Data.....	15
Partnerships Data.....	16
Reports Data	18
Submission Form.....	22

AGENCY NAME:	South Carolina State University		
AGENCY CODE:	H240	SECTION:	019

AGENCY’S DISCUSSION AND ANALYSIS

SOUTH CAROLINA STATE UNIVERSITY

Founded in 1896, South Carolina State University is the only public historically black college in the State of South Carolina. A senior land-grant comprehensive institution located in Orangeburg, South Carolina, the University is committed to providing affordable and accessible baccalaureate, master’s, educational specialists, and doctoral degrees to the citizens of South Carolina and beyond. We offer programs in nuclear engineering, speech pathology and audiology, business, science, mathematics, education, and agribusiness, among others.

The University has maintained its reputation of educating and graduating leaders who make indelible marks on society. The highly skilled and socially aware graduates are prepared to work and live productively in the global society. Through technology and traditional methods of teaching and learning, research and service, the University enhances the quality of life of citizens and contributes to the economic development of the state and nation.

FY 2022 became a “Renaissance” year for SC State University. Under new leadership of the 13th President Alex Conyers, SC State began to set the pace for what would become a resurgence of the institution. Fall 2021, we welcomed one of the largest freshman classes with 1,115 first time students, an 57.33% increase over the previous year. The total headcount was 2,679 which was an 11.58% increase over the previous year, exceeding the 10% goal.

The Nuclear Engineering Program was selected as part of a consortium of 16 universities by the Department of Energy’s (DOE) National Nuclear Security Administration (NNSA). The consortium is tasked with educating the next generation of nuclear forensic scientists and conducting new research in the field of nuclear security and non-proliferation. The objective is to produce 135 graduates.

As SC State continues to grow, we want all of our programs to generate the same acclaim as our premier nuclear engineering. This year, we conducted a review of academic programs and curriculum. We want to provide cutting-edge, innovative academic programs that meet the workforce needs of South Carolina and beyond. Implementation of recommendations are underway.

SC State has had longstanding issues with buildings in disrepair. During 2022- 2023, the campus facilities priority became evident. The funding request from the state was heavily laden with funds for campus facilities. SC State’s focus is on having a safe and comfortable

AGENCY NAME:	South Carolina State University		
AGENCY CODE:	H240	SECTION:	019

environment for our students to live and learn. In FY 2023, we were allocated \$33M for maintenance, expansion, and replacement of campus facilities, \$20M for expansion of the Student Center, and \$10M for Truth Hall residence. The allocation provided tremendous support to complete projects that were outstanding.

We continued to work through the Master Plan with consultants. The Master Plan is critical to the future of the campus. As we continue to grow, it is important to strategically plan the road map to accommodate our rapid growth. Our goal is to ensure that we are good stewards of all funding by aligning the project costs with an effective plan. In addition, we welcomed Information Technology consultants to the campus to assess the current and future technology needs. An assessment was completed, and we are implementing the recommendations that address the needs for our students, faculty, staff, parents, alumni, and the greater community. We have seen a positive uptick in campus operations due to the technology upgrades. We were able to replace 700 telephones and replaced an outdated phone system, which has had a tremendous impact on operations and customer service.

SC celebrated 75 years of exceptional military excellence of the Reserve Officers' Training Corps (ROTC). Since its inception, the ROTC program has exceeded expectations. The students who graduated from the ROTC program as officers have made tremendous impact on the United States military and our nation. The Bulldog Battalion has produced well over 2,000 officers and twenty-two general officers, a feat that has international impact and recognition. The University's flagship program is noted for the substantial number of African Americans who have contributed to our nation's defense.

Overall, 2022 – 2023 has been a great year for SC State University. We look forward to even greater success during the 2023 – 2024 year.

AGENCY NAME:

South Carolina State University

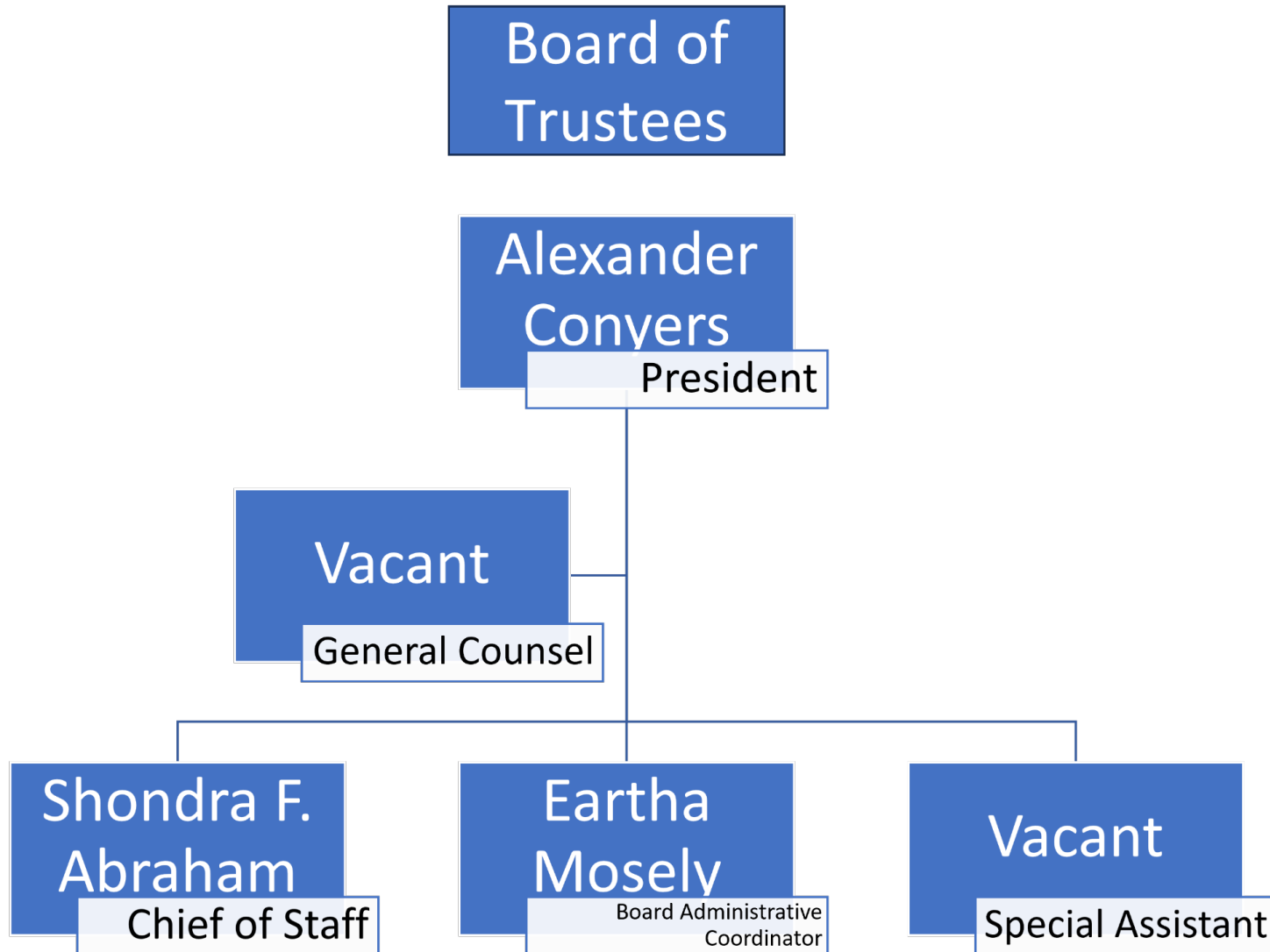
AGENCY CODE:

H240

SECTION:

019

AGENCY ORGANIZATIONAL CHART



AGENCY NAME:

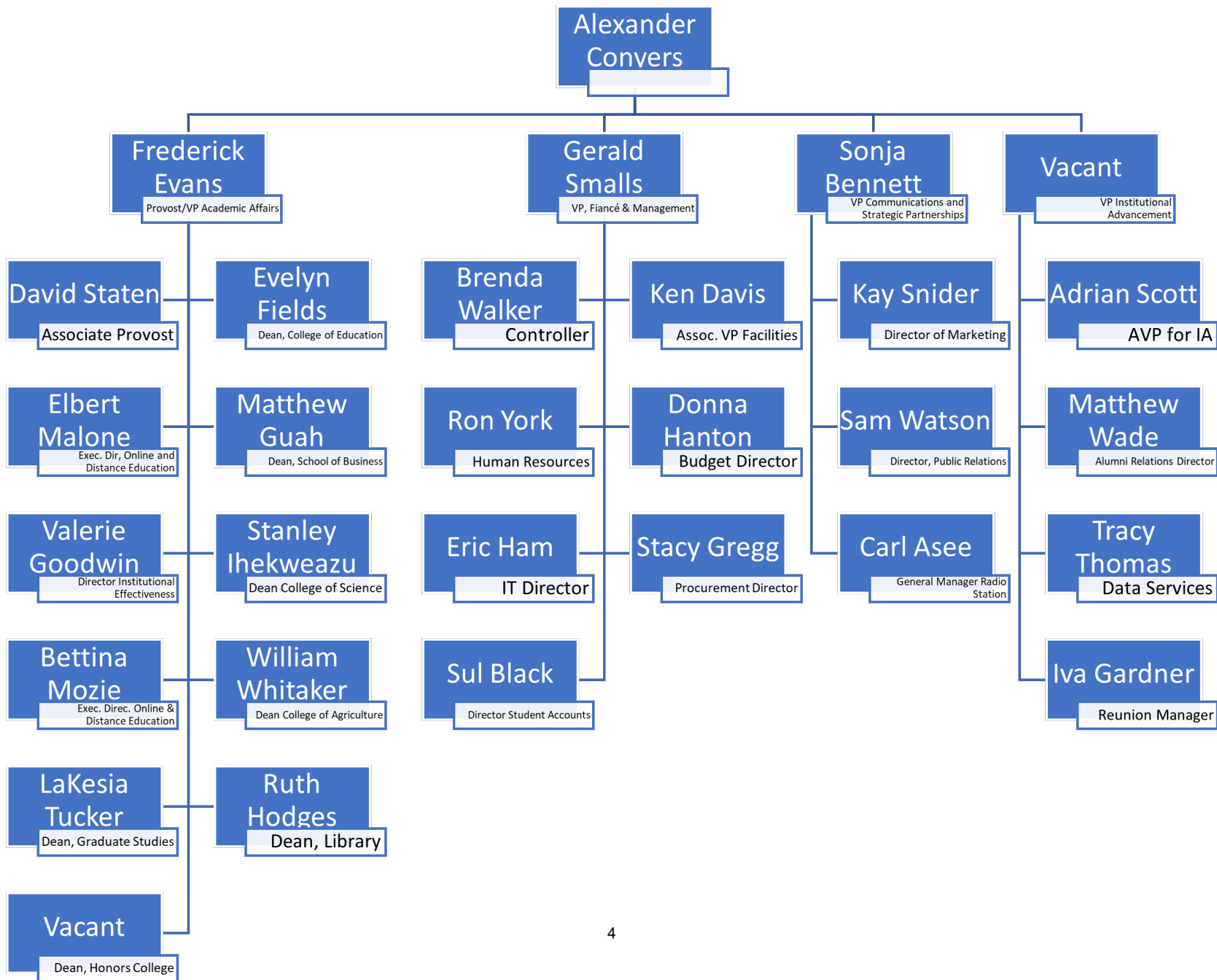
South Carolina State University

AGENCY CODE:

H240

SECTION:

019



AGENCY NAME:

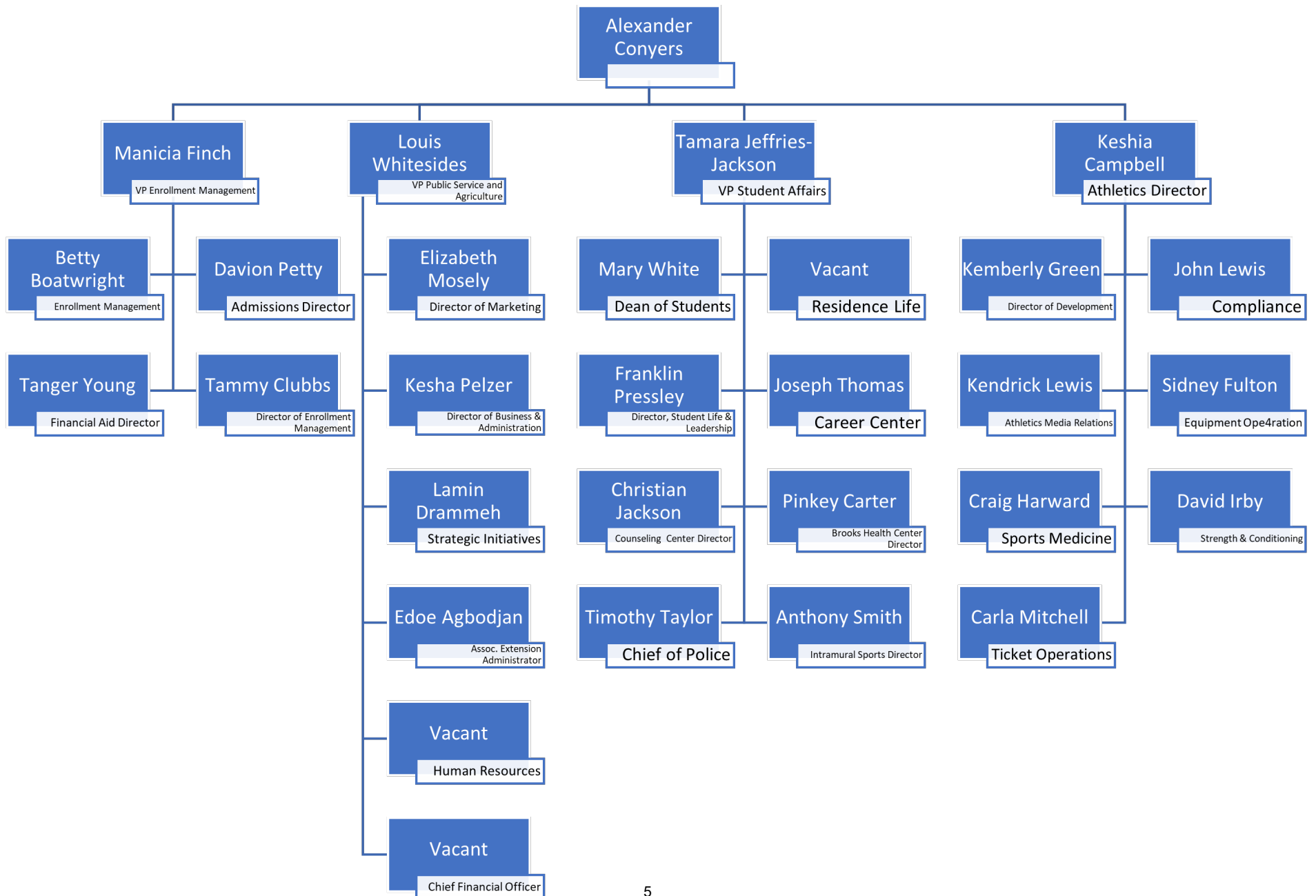
South Carolina State University

AGENCY CODE:

H240

SECTION:

019



2023

Reorganization and Compliance

as submitted for the Accountability Report by:

H240 - South Carolina State University

Primary Contact

First Name	Last Name	Role/Title	Email Address	Phone
Shondra	Abraham	Chief of Staff	sabraham@scsu.edu	803-536-7013

Secondary Contact

First Name	Last Name	Role/Title	Email Address	Phone
Donna	Hanton	Director of Budgeting	djordan2@scsu.edu	803-533-3647

Agency Mission

Adopted in:

2018

South Carolina State University (SC State) is a historically Black public 1890 land-grant senior comprehensive institution. Located in Orangeburg, South Carolina, SC State University is committed to providing affordable and accessible quality baccalaureate programs in the areas of business, applied professional sciences, mathematics, natural sciences, engineering, engineering technology, education, arts, and humanities. A number of programs are offered at the master's level in teaching, human services and agribusiness, and the educational specialist and doctorate programs are offered in educational administration.

SC State University prepares highly skilled, competent and socially aware graduates to enable them to work and live productively in a dynamic, global society. Through technology and traditional methods of teaching and learning, research and service, the University enhances the quality of life of citizens and contributes to the economic development of the state and nation.

Agency Vision

Adopted in:

2018

SC State will excel as a comprehensive university offering collaborative educational and research experiences designed to transform the lives of students, families and communities, preparing them to meet the social, technological and economic challenges of the future.

Recommendations for reorganization requiring legislative change:

None

Agency intentions for other major reorganization to divisions, departments, or programs to allow the agency to operate more effectively and efficiently in the succeeding fiscal year:

None

Significant events related to the agency that occurred in FY2023

Description of Event	Start	End	Agency Measures Impacted	Other Impacts
Increased first time freshmen enrollment by 57.33% and overall enrollment by 11.58%, exceeding the 10% goal	July	June	Measure the number of new and first time students. Increase overall enrollment by 10%.	
Conducted review of academic programs to assist with determining the future direction of program curriculum.	July	June	Realign academic programs to workforce demands and include experiential learning.	
Implementation of SLATE CRM system for optimal admissions/enrollment process	July	June	Measure the number of new and first time students. Increase overall enrollment by 10%.	

Is the agency in compliance with S.C. Code Ann. § 2-1-220, which requires submission of certain reports to the Legislative Services Agency for publication online and the State Library? (See also S.C. Code Ann. § 60-2-20).

Yes

Reason agency is out of compliance: (if applicable)

Is the agency in compliance with various requirements to transfer its records, including electronic ones, to the Department of Archives and History? See the Public Records Act (S.C. Code Ann. § 20-1-10 through 20-1-180) and the South Carolina Uniform Electronic Transactions Act (S.C. Code Ann. § 26-6-10 through 26-10-210).		Yes
Does the law allow the agency to promulgate regulations?		No
Law number(s) which gives the agency the authority to promulgate regulations:		
Has the agency promulgated any regulations?		No
Is the agency in compliance with S.C. Code Ann. § 1-23-120 (J), which requires an agency to conduct a formal review of its regulations every five years?		Yes
(End of Reorganization and Compliance Section)		

FY2023

Strategic Plan Results

as submitted for the Accountability Report by:

H240 - South Carolina State University

- Goal 1 Diversify and increase student enrollment
- Goal 2 Increase the overall retention rate
- Goal 3 Increase the number of student internships and placement
- Goal 4 Increase the number of distance education/online programs approved by CHE

Perf. Measure Number	Description	Base	Target	Actual	Value Type	Desired Outcome	Time Applicable	Calculation Method	Data Source	Data Location	Stakeholder Need Satisfied	Primary Stakeholder	State Funded Program Number Responsible	Notes
1.1 Increase the number of first time and transfer students														
State Objective: Education, Training, and Human Development														
1.1.1	Measure the number of new and first time students. Increase overall enrollment by 10%.	1,000	1,100	1,115	Count	Equal to or greater than	State Fiscal Year	Total number of new students enrolled	Enrollment Files	Enrollment Management Office	Increase number of diverse students with access to education from the State	SC Citizens	0	
2.1 Maintain Spring student retention rate														
State Objective: Education, Training, and Human Development														
2.1.1	Maintain the fall to spring retention rate	85%	85%	82%	Percent	Maintain range	State Fiscal Year	Percent of students retained	Retention Files	Institutional Research	Improve graduation of students	SC Citizens	0	Although just 3% short of goal, this goal was not met due to a few students with carryover academic issues stemming from previous COVID years.
2.2 Increase the overall retention rate														
State Objective: Education, Training, and Human Development														
2.2.1	Increase the fall to fall retention rate by 1 point	73%	74%	68%	Percent	Equal to or greater than	State Fiscal Year	Percent of students retained	Retention Files	Institutional Research	Improve graduation of students	SC Citizens	0	Although just 3% short of goal, this goal was not met due to a few students with carryover academic issues stemming from previous COVID years.
3.1 Increase the number of students participating in research and experiential learning														
State Objective: Education, Training, and Human Development														
3.1.1	Increase the number of students participating in research and experiential learning by 2%	54	55	58	Count	Equal to or greater than	State Fiscal Year	Total number of students reported by College	Career Center Files	Career Development Office	Provide pathway for educating SC Citizens for workforce	SC Citizens	0	
4.1 Increase the number of distance education/online programs approved by CHE														
State Objective: Education, Training, and Human Development														
4.1.1	Increase the number of distance education/online programs approved by CHE by one	0	1	6	Count	Equal to or greater than	State Fiscal Year	Total number of approved programs	Center for Online and Distance Education Files	Center for Online and Distance Education Office	Provide opportunities for students to receive online programs	SC Citizens	0	
4.2 Increase the number of online courses offered														
State Objective: Education, Training, and Human Development														
4.2.1	Increase the number of online courses offered by 5.	211	216	266	Count	Equal to or greater than	State Fiscal Year	Total number of online courses offered	Center for Online and Distance Education Files	Center for Online and Distance Education Office	Provide opportunities for students to receive education online courses	SC Citizens	0	

FY2024

Strategic Plan Development

as submitted for the Accountability Report by:
H240 - South Carolina State University

- Goal 1 Strengthen the University's Infrastructure
- Goal 2 Increase student enrollment, retention, and graduation
- Goal 3 Expand Research, Curriculums, & Scholarship
- Goal 4 Strengthened the University Infrastructure
- Goal 5 Implement strategies that promote Brand Awareness

Perf. Measure Number	Description	Base	Target	Value Type	Desired Outcome	Time Applicable	Calculation Method	Data Source	Data Location	Stakeholder Need Satisfied	Primary Stakeholder	State Funded Program Number Responsible	Notes
1.1 Enhance fiscal strategies that align with university goals													
State Objective: Education, Training, and Human Development													
1.1.1	Establish monthly budget meetings to ensure alignment with University goals		0%	100%	Percent complete	Complete	State Fiscal Year	Count number of meetings per semester	Internal Records	Finance and Management	University Operational Success	Employees	0
1.2 Improve internal fiscal procedures to ensure timely document processing													
State Objective: Education, Training, and Human Development													
1.2.1	Increase the number of fiscal procedures migrated to online		0%	100%	Percent complete	Complete	State Fiscal Year	Count the online procedures	Internal Records	Finance and Management	University Operational Success	Employees	0
1.3 Enhance philanthropic activity internal and external to the University.													
State Objective: Education, Training, and Human Development													
1.3.1	Reach overall giving goal of \$4.5	\$ 4,700,000	\$ 4,500,000	Dollar Amount	Equal to or greater than	State Fiscal Year	Count the total giving	Internal Records	Institutional Advancement	Student/Program Support	Students	0	
1.4 Develop and launch a capital campaign.													
State Objective: Education, Training, and Human Development													
1.4.1	By July 2024, enter into silent phase of capital campaign		0%	100%	Percent complete	Complete	State Fiscal Year	Percent complete of silent phase implementation	Internal Records	Institutional Advancement	Student/Program Support	Students	0
1.5 Leverage University relationships to expand the pool of individuals, alumni, Foundation, and corporate prospects and donors													
State Objective: Education, Training, and Human Development													
1.5.1	Increase the number of donors by 500	3,581	4,081	Count	Equal to or less than	State Fiscal Year	Count number of donors	Internal Records	Institutional Advancement	Student /Program Support	Students	0	
2.1 Identify, enhance, and increase partnerships with school districts to increase enrollment among traditional, non-traditional, and international students													
State Objective: Education, Training, and Human Development													
2.1.1	Visit 5 new schools by July 1, 2024	0	5	Count	Equal to or greater than	State Fiscal Year	Count number of new schools visited	Internal Records	Enrollment Management	Student Education Accessibility	Students	0	
2.2 Utilize technology to sustain a customer relationship management system with data-driven methods													
State Objective: Education, Training, and Human Development													
2.2.1	Student Success Center and First Year Experience to undergo SLATE training		0%	100%	Percent	Equal to or greater than	State Fiscal Year	Count SSC staff members trained	Internal Records	Enrollment Management	Student & Parent Success	Students	0
2.3 Diversify enrollment with the identification of various instructional delivery methods to meet current and future student needs													
State Objective: Education, Training, and Human Development													
2.3.1	Increase the number of online programs offered by 2	0	2	Count	Equal to or greater than	State Fiscal Year	Count the number of online Programs offered	Internal Records	Enrollment Management	Traditional and Non-traditional student accessibility	Students	0	

Perf. Measure Number	Description	Base	Target	Value Type	Desired Outcome	Time Applicable	Calculation Method	Data Source	Data Location	Stakeholder Need Satisfied	Primary Stakeholder	State Funded Program Number Responsible	Notes
2.4 Enhance strategic recruitment efforts													
2.4.1	Increase engagement with High School Counselors by adding 2 new counselor events		0	2	Count	Equal to or greater than	State Fiscal Year	Count number of high school counselor events	Internal Records	Enrollment Management	Student Education Accessibility	First-time Freshmen	0
2.5 Develop an effective communication system to communicate graduation requirements for successful progression, retention, and timely degree completion													
2.5.1	Implement DegreeWorks		0%	100%	Percent	Complete	State Fiscal Year	Percent complete of implementation	Internal Records	Academic Affairs	Student Academic and completion success	Students	0
3.1 Broaden resources and support for significant growth in research and development opportunities that will demonstrate R2 university status													
3.1.1	Increase significance in research across campus and encourage more student research		0%	50%	Percent	Maintain range	State Fiscal Year	Percentage of student research	Internal Records	Academic Affairs/Sponsored Programs	Broader Community Outreach/Engagement	Citizens	0
3.2 Foster inquiry-based interdisciplinary knowledge to build greater connections across disciplines and academic units													
3.2.1	Establish cross curriculum group among the 5 colleges to encourage interdisciplinary collaboration		0%	100%	Percent	Complete	State Fiscal Year	Count established group as completed	Internal Records	Academic Affairs/Sponsored Programs	Student Success	Students	0
3.3 Target research initiatives that impact economic and workforce development in collaboration with 1890 Research and Extension													
3.3.1	Establish new initiatives through 1890 that impact economic and workforce development		0%	100%	Percent	Complete	State Fiscal Year	Count number of research initiatives	Internal Records	1890 Research & Extension	Broader Community Outreach/Engagement	Citizens	0
3.4 Develop new undergraduate and graduate-level academic programs that are responsive to the marketplace													
3.4.1	Add 2 new programs to the curriculum		0%	100%	Percent	Complete	State Fiscal Year	Count number of new programs	Internal Records	Academic Affairs	Student Success	Students	0
4.1 Enhance/improve and maintain a physical and virtual campus that supports teaching, learning, scholarship, and creative research activities													
4.1.1	Build/renovate campus facility complete with enhanced technology to support student success		0	1	Count	Equal to or greater than	State Fiscal Year	Count number of facilities built or renovated	Internal Records	Finance and Management	Student Success	Students	0
4.2 Implement a systematic plan to evaluate and improve the campus core facilities, physical infrastructure, and space													
4.2.1	Complete Phase I of the Master Plan		0%	100%	Percent	Complete	State Fiscal Year	Count Completed Phase I as complete	Internal Records	Finance and Management	Student Success	Students	0
4.3 Implement a systematic plan to evaluate and improve the distance learning capabilities of the University													
4.3.1	Develop Center of Distance Education Plan		0%	100%	Percent	Complete	State Fiscal Year	Count complete developed plan	Internal Records	Center of Distance Education (CODE)	New student and community engagement	Students	0
4.4 Evaluate and promote the quality and safety of the campus community													

Perf. Measure Number	Description	Base	Target	Value Type	Desired Outcome	Time Applicable	Calculation Method	Data Source	Data Location	Stakeholder Need Satisfied	Primary Stakeholder	State Funded Program Number Responsible	Notes	
4.4.1	Increase number of safety officers by 10%		0%	100%	Percent	Equal to or greater than	State Fiscal Year	Percentage of key swipe project complete	Internal Records	Student Affairs	Student, employee and community safety	Students	0	
4.5 Assess and promote healthy and environmentally sustainable buildings													State Objective: Education, Training, and Human Development	
4.5.1	Increase the efficient use of energy resources in buildings		0%	100%	Percent	0	State Fiscal Year	Measure reduced energy costs	Internal Records	Finance and Management	Student, employee and visitor engagement	Students	0	
5.1 Increase social media presence													State Objective: Education, Training, and Human Development	
5.1.1	Increase number of Facebook followers	24,000	29,000	Count	Equal to or greater than	State Fiscal Year	Count number of followers	Internal Records	External Affairs (Marketing & Communications)	New Student engagement	First-time students	0		
5.2 Continue to build the SCSU Brand through earned media													State Objective: Education, Training, and Human Development	
5.2.1	Earn 5 national stories		0%	100%	Percent complete	Complete	State Fiscal Year	Count two national stories for completion	Internal Records	External Affairs (Marketing & Communications)	New Student and community Engagement	First-time students	0	
5.3 Improve customer service to all stakeholders and foster a caring environment on campus													State Objective: Education, Training, and Human Development	
5.3.1	Establish guidelines for answering calls, funneling inquiries/complaints. Establish a customer service center.		0%	100%	Percent	Complete	State Fiscal Year	Count completed guidelines	Internal Records	External Affairs (Marketing & Communications)	Nurturing Environment	Students	0	
5.4 Increase and improve internal and external communications to promote the University													State Objective: Education, Training, and Human Development	
5.4.1	Implement new website		0%	100%	Percent complete	Complete	State Fiscal Year	Count launched website as completed	Internal Records	External Affairs (Marketing & Communications)	Education Accessibility	Students	0	

2023

Budget Data

as submitted for the Accountability Report by:

H240 - South Carolina State University

State Funded Program No.	State Funded Program Title	Description of State Funded Program	(Actual) General	(Actual) Other	(Actual) Federal	(Actual) Total	(Projected) General2	(Projected) Other	(Projected) Federal4	(Projected) Total
0200.010100.000	E&G-Unrestricted		\$ 17,681,257.00	\$ 24,272,308.00		\$ 41,953,565.00	\$ 19,791,221.00	\$ 26,699,538.80		\$ 46,490,759.80
0200.010200X000	Transportation Center		\$ -	\$ -	\$ -	\$ -				\$ -
0200.050100.000	E&G-Restricted		\$ -	\$ 18,078,759.00	\$ 27,650,554.68	\$ 45,729,313.68		\$ 19,078,759.00	\$ 30,415,610.15	\$ 49,494,369.15
0202.010500X000	Teacher Training & Development			\$ 87,923.00		\$ 87,923.00		\$ 87,923.00		\$ 87,923.00
0202.050300X000	EIA-Teacher Recruitment			\$ 339,482.00		\$ 339,482.00		\$ 339,482.00		\$ 339,482.00
0304.000000.000	Auxiliary Enterprises			\$ 8,271,462.00		\$ 8,271,462.00		\$ 12,250,000.00		\$ 12,250,000.00
9500.050000.000	State Employer Contributions		\$ 9,413,548.00	\$ 2,065,652.00	\$ 2,121,215.00	\$ 13,600,415.00	\$ 4,833,860.00	\$ 7,793,260.50	\$ 2,333,336.50	\$ 14,960,457.00
9800.130000X000	SC State University			\$ 2,500,000.00		\$ 2,500,000.00		\$ 2,500,000.00		\$ 2,500,000.00

2023

Legal Data

as submitted for the Accountability Report by:

H240 - South Carolina State University

Law number	Jurisdiction	Type	Description	Purpose the law serves:	Notes:	Changes made during FY2023
H240	State	Proviso	19.1 SCSU: Loan Funds (A) Pursuant to Proviso 19.2, Part IB, of ACT 286 of 2014 South Carolina - South Carolina State University was approved for a loan to be disbursed through a series of scheduled installments.	Requires a service	Funds received	No Change
S.1166	State	Statute	To provide for annual installment payments by South Carolina State University on outstanding loans made to the university by the State of South Carolina and liabilities incurred pursuant to section 2-65-70, to provide for when the installment payments are due, to provide for a process through which the debt incurred may be relieved, and to extend flexibility related to furloughs as provided in ACT 120 of 2015	Requires a service	Payments are made by finance office	No Change
11.24	State	FY22-23 Proviso	. (CHE: Battelle Alliance at Savannah River National Lab) Of the funds appropriated for the Battelle Alliance, twenty percent shall be allocated to South Carolina State University, forty percent to the University of South Carolina, and forty percent to Clemson University. The funds must be expended collaboratively to conduct research partnerships and develop workforce training programs designed to fill engineering, science, research, and management positions. The three universities shall provide the Battelle Alliance with accredited academic personnel, intellectual capital, and resources necessary to build out research capabilities and programs.	Funding agency deliverable(s)		No Change

Law number	Jurisdiction	Type	Description	Purpose the law serves:	Notes:	Changes made during FY2023
SECTION 19 – H240	State	FY22-23 Proviso	SOUTH CAROLINA STATE UNIVERSITY 19.1 ADD (SCSU: Truth Hall and Green Student Center) HOU2: ADD new proviso to allow carried forward and appropriated funds for the purpose of maintenance, repairs, and renovations to be expended on Truth Hall and Green Student Center. Allows funds to be carried forward and expended for the same purposes. Sponsors: Reps. Bannister, Herbkersman, Whitmire, Stavrinakis, Lowe, Ballentine, Crawford, Moss, and Murphy. 19.1. (SCSU: Truth Hall and Green Student Center) Any appropriations carried forward from prior fiscal years or received in the current fiscal year by South Carolina State University for maintenance, repairs, and renovations may be expended on Truth Hall and Green Student Center. Any excess funds may be carried forward by the University and expended for the same purposes	Requires a service		Amended
117.156	State	FY22-23 Proviso	In-State Tuition Mitigation \$2,723,896	Requires a service		No Change
1A.60	State	FY22-23 Proviso	(SDE: Bridge Program) Of the funds appropriated for “Rural Teacher Recruitment” in Fiscal Year 2022-23 2023-24, \$1,400,000 shall be transferred to South Carolina State University for the implementation and enhancement of a BRIDGE program to recruit minority high school students along the I-95 corridor into the teaching profession by offering them, while still in high school, access to counseling, mentoring, on campus summer enrichment programs, and opportunities for dual enrollment credits at South Carolina State University for the purpose of preparing these students to major in education and to become future teachers along the I-95 corridor. South Carolina State University must utilize \$400,000 of these funds to partner with one or more institutions of higher education to establish a similar bridge program.	Requires a manner of delivery		No Change
118.19	State	FY22-23 Proviso	Turner Hall ADD new proviso to allow carried forward and appropriated funds for the purpose of maintenance, repairs, and renovations to be expended on Turner Hall. Allows funds to be carried forward and expended for the same purposes	Requires a service		No Change

2023

Services Data

as submitted for the Accountability Report by:

H240 - South Carolina State University

Description of Service	Description of Direct Customer	Customer Name	Others Impacted by Service	Division or major organizational unit providing the service.	Description of division or major organizational unit providing the service.	Primary negative impact if service not provided.	Changes made to services during FY 2023	Summary of changes to services
Provide army recruit training	United States Armed Forces	Students	Increase number of person entering military service	ROTC Program	South Carolina State University ROTC Program	Officers not trained	No Change	
Provide educational opportunities, degrees, certificates, develop workforce, cultural enrichment, and academic and applied research	State of SC and Nation	Students	Provide educational services for the State's Workforce	Academic Affairs	SC State University's degree granting Colleges and the School of Business provide sixty degrees that benefit our students and contribute to workforce development	Citizens not educated	No Change	
Provide educational training, certificate programs and professional development	State of SC and Nation	Students	Provide educational services for the State's Workforce	Academic Affairs	SC State University's faculty and staff provide other products and services	Citizens not educated	No Change	

2023

Partnerships Data

as submitted for the Accountability Report by:

H240 - South Carolina State University

Type of Partner Entity	Name of Partner Entity	Description of Partnership	Change to the partnership during the past fiscal year
Higher Education Institute	Community Higher Education Council	A partnership between SC State, Claflin and Orangeburg-Technical Colleges that allow students to enroll in a class that is not offered at the home institutions during the semester or time conflict at home institution.	No Change
Non-Governmental Organization	Dominion Energy	Provide funds for Faculty	No Change
Non-Governmental Organization	Duke Energy	Provides scholarships for Nuclear Engineering Students	No Change
Non-Governmental Organization	IBM	Provide training and resources for faculty and students	No Change
Private Business Organization	Longenecker & Associates	Provide student scholarships and internships	No Change
Federal Government	National Science Foundation	Research Grants	No Change
Non-Governmental Organization	Samsung	Provide student scholarships	No Change
Federal Government	Savannah River Nuclear Solutions	An Memorandum of Understanding (MOU)-Provides funding for Student Scholarships, Internships and employment	No Change
Higher Education Institute	South Carolina Technical Colleges	Provides students seamless enrollment into programs that allow students to enter SC State as Juniors and Articulation Agreements	No Change
K-12 Education Institute	South Carolina High Schools	Provides Student Teaching Opportunities	No Change
Non-Governmental Organization	South Carolina State University Foundation	Provides funding for student scholarships, academic programs and facilities	No Change
Non-Governmental Organization	South Carolina State University National Alumni Association	Provides funding for student scholarships and assist with student recruitment and mentoring	No Change

Type of Partner Entity	Name of Partner Entity	Description of Partnership	Change to the partnership during the past fiscal year
State Government	SC Department of Agriculture	Evaluate the growth and yields potential of chickpea production and its economic viability as a specialty crop in the Sandy soils of SC Midlands	Add
State Government	South Carolina Department of Social Services	Students admitted to the Child Welfare Bachelor of Social Work Scholars Tuition Program agree to commit to employment at SCSSS in child welfare as a case manager upon receiving their baccalaureate degree in social work	Add
Federal Government	US Department of Transportation/Federal Motor Carrier Safety	Artificial intelligence (AI)-based model is created to detect vehicles under different weather and lighting conditions, and subsequent generation of safety alerts during a potential risk of a crash; project entitled "Data-driven Models for Vision-Based Commercial motor Vehicle Safety Work Zone."	Add
Higher Education Institute	Medical University of South Carolina	South Carolina Clinical and Translational Research Institute (SCTR)	Add

2023

Reports Data

as submitted for the Accountability Report by:

H240 - South Carolina State University

Report Name	Law Number (if applicable)	Summary of information requested in the report	Date of most recent submission DURING the past fiscal year	Reporting Frequency	Type of entity/entities	Method to access the report	Direct access hyperlink or agency contact (if not provided to LSA for posting online)	Changes to this report during the past fiscal year	Explanation why a report wasn't submitted
Athletic Program Audit		Athletics Program	October 2022	Annually	South Carolina state agency or agencies	South Carolina state agency or agencies	Finance Office	No Change	
CHE Data File - Completions		Reports all degrees awarded for the previous year	September 2022	Annually	South Carolina state agency or agencies	South Carolina state agency or agencies	https://scsu.edu/institutional-research/	No Change	
CHE Data File - Course File		Reports on all courses creditable toward a certificate or degree offered for fall, spring and summer.	August 2023	Other	South Carolina state agency or agencies	South Carolina state agency or agencies	https://www.che.sc.gov/che-data-and-reports	No Change	
CHE Data File - Disbursement		Reports on students' receiving a scholarship from the following: HOPE, LIFE, Palmetto Fellows, SC Need Based Grants, Foster Care, National Guard Assistance and Pell Grants.	August 2023	Other	South Carolina state agency or agencies	South Carolina state agency or agencies	https://www.che.sc.gov/che-data-and-reports	No Change	
CHE Data File - Enrollment		Reports on fall, spring and summer students enrolled in courses that lead to degree programs. High School students are included if enrolled in credit courses.	August 2023	Annually	South Carolina state agency or agencies	South Carolina state agency or agencies	https://scsu.edu/institutional-research/	No Change	
CHE Data File - Facilities		Reports on all buildings under the jurisdiction or control of the institution's governing board.	October 2022	Annually	South Carolina state agency or agencies	South Carolina state agency or agencies	https://www.che.sc.gov/che-data-and-reports	No Change	
CHE Data File - Faculty		Reports all faculty data for the fall semester to coincide with reporting of the course data. Faculty include all full-time instructional faculty, all full-time employees who teach, all part-time faculty/staff who teach, and the remainder of the full-time faculty.	November 2022	Annually	South Carolina state agency or agencies	South Carolina state agency or agencies	https://www.che.sc.gov/che-data-and-reports	No Change	
CHE Data File- Abatements		Report on the number of in-state and out-of state abatements awarded	October 2022	Annually	South Carolina state agency or agencies	South Carolina state agency or agencies	https://www.che.sc.gov/che-data-and-reports	No Change	
Fall IPEDS Completion		The survey collects institutional data on the number of degrees awarded by level (associate's bachelor's, masters' and doctor's), gender, race, ethnicity and field of study using the Classification of Instruction Program (CIP) Code.	October 2022	Annually	Entity within federal government	Entity within federal government	https://nces.ed.gov/ipeds/	No Change	

Report Name	Law Number (if applicable)	Summary of information requested in the report	Date of most recent submission DURING the past fiscal year	Reporting Frequency	Type of entity/entities	Method to access the report	Direct access hyperlink or agency contact (if not provided to LSA for posting online)	Changes to this report during the past fiscal year	Explanation why a report wasn't submitted
Fall IPEDS 12-Month Enrollment		The survey collects unduplicated enrollment counts of all students enrolled for credit and instructional activity data in postsecondary institutions for an entire 12-month period. Data are collected by level of student and by race/ethnicity and gender. Instructional activity is collected as total credit and/or contact hours attempted at the undergraduate, graduate, and doctor's professional levels.	October 2022	Annually	Entity within federal government	Entity within federal government	https://nces.ed.gov/ipeds/	No Change	
Fall IPEDS Institutional Characteristics Report		This survey collects institutional data such as institutional name, address, telephone, control and affiliation, type of degree programs offered, accreditation, tuition and fees, room and board charges required for the academic year	October 2022	Annually	Entity within federal government	Entity within federal government	https://nces.ed.gov/ipeds/	No Change	
Financial Audit		Comprehensive Financial Audit of University	October-21	Annually	South Carolina state agency or agencies	South Carolina state agency or agencies	Finance Office	No Change	
IPEDS 200% Graduation Rates		Data are collected to calculate graduation rates at 200% of normal time to complete all requirements of their program of study for the cohort of full-time, first-time bachelor's or equivalent degree-seeking students at 4-year institutions; and for all full-time, first-time degree/certificate-seeking undergraduate students at less than 4-year institutions.	February 2023	Annually	Entity within federal government	Entity within federal government	https://nces.ed.gov/ipeds/	No Change	
IPEDS Academic Libraries		Collects information on library collections, expenses, and services from degree-granting postsecondary institutions. Specific library collection items include physical and electronic/digital books, media, and databases.	March 2023	Annually	Entity within federal government	Entity within federal government	https://nces.ed.gov/ipeds/	No Change	
IPEDS Admissions		Data are collected on admissions requirements, the number of applicants, admitted students, the number of admitted students that subsequently enrolled, and percentiles for ACT and SAT test scores. The number of applicants, admitted, and enrolled students is disaggregated by gender; enrolled students are further disaggregated by part-time and full-time status.	February 2023	Annually	Entity within federal government	Entity within federal government	https://nces.ed.gov/ipeds/	No Change	

Report Name	Law Number (if applicable)	Summary of information requested in the report	Date of most recent submission DURING the past fiscal year	Reporting Frequency	Type of entity/entities	Method to access the report	Direct access hyperlink or agency contact (if not provided to LSA for posting online)	Changes to this report during the past fiscal year	Explanation why a report wasn't submitted
IPEDS Finance		Collects data that describe the financial condition of postsecondary education in the nation. These data are used to monitor changes in postsecondary education finance and to promote research involving institutional financial resources and expenditures. Specific data elements include such items as institutional revenues by source (e.g., tuition and fees, government, private gifts); institutional expenditures by function (e.g., instruction, research, plant maintenance and operation); physical plant assets and indebtedness; and endowment investments. Institutions may use different survey forms depending on the control of institution (e.g. public, private non-profit, or private for-profit) and the accounting standards followed by the institution (e.g. FASB or GASB).	March 2023	Annually	Entity within federal government	Entity within federal government	https://nces.ed.gov/ipeds/	No Change	
IPEDS Human Resources		Collects data on employees of November 1 each year. This component of IPEDS was formed in 2006 by combining three previously separate components: Employees by Assigned Position (EAP), Fall Staff (S), and Salaries (SA), by employee assigned positions.	April 2023	Annually	Entity within federal government	Entity within federal government	https://nces.ed.gov/ipeds/	No Change	
IPEDS Outcomes Measures		This annual component of IPEDS was added in 2015 to improve the collection of student progression and completion data on a more diverse group of undergraduate students at degree-granting institutions. Award and enrollment statuses are collected on four cohorts of degree/certificate-seeking undergraduate students (full-time, first-time; part-time, first-time; full-time, non-first-time; and part-time, non-first time) at two points of time (six and eight years from the point of entering the institution).	February 2023	Annually	Entity within federal government	Entity within federal government	https://nces.ed.gov/ipeds/	No Change	
IPEDS Student Financial Aid		The data collected includes information on the number of full-time, first-time degree-seeking students receiving financial assistance for the previous year, by aid type and average amount received.	February 2023	Annually	Entity within federal government	Entity within federal government	https://nces.ed.gov/ipeds/	No Change	
IPEDS Student Graduation Rates		This annual survey helps institutions satisfy the requirements of the Student Right-to-Know legislation. Data are collected on the number of students entering the institution as full-time, first-time, degree/certificate-seeking undergraduate students in a particular year (cohort), by race/ethnicity and gender; the number completing their program within 150 percent of normal time to completion; the number that transfer to other institutions if transfer is part of the institution's mission.	February 2023	Annually	Entity within federal government	Entity within federal government	https://nces.ed.gov/ipeds/	No Change	

Report Name	Law Number (if applicable)	Summary of information requested in the report	Date of most recent submission DURING the past fiscal year	Reporting Frequency	Type of entity/entities	Method to access the report	Direct access hyperlink or agency contact (if not provided to LSA for posting online)	Changes to this report during the past fiscal year	Explanation why a report wasn't submitted
IPEDS Fall Enrollment		Collects data on the number of students enrolled in the fall. Students reported are those enrolled in courses creditable toward a degree; the reports contain the number of full and part time students by gender, race/ethnicity, and level (undergraduate, graduate, first-professional); the total number of undergraduate entering student (first-time, full and part-time students, transfer-ins, and non degree students);and retention rates.	March 2023	Annually	Entity within federal government	Entity within federal government	https://nces.ed.gov/ipeds/	No Change	
WSSB Program Audit		Radio Station Program Audit	October-21	Annually	South Carolina state agency or agencies	South Carolina state agency or agencies	Finance Office	No Change	

AGENCY NAME:	South Carolina State University		
AGENCY CODE:	H240	SECTION:	019

2023
Accountability Report

SUBMISSION FORM

I have reviewed and approved the data submitted by the agency in the following templates:

- Data Template
 - Reorganization and Compliance
 - FY2023 Strategic Plan Results
 - FY2024 Strategic Plan Development
 - Legal
 - Services
 - Partnerships
 - Report or Review
 - Budget
- Discussion Template
- Organizational Template

I have reviewed and approved the financial report summarizing the agency’s budget and actual expenditures, as entered by the agency into the South Carolina Enterprise Information System.

The information submitted is complete and accurate to the extent of my knowledge.

AGENCY DIRECTOR <i>(SIGN AND DATE):</i>	SIGNATURE ON FILE	Signature Received: 9/15/2023 4:49 PM
<i>(TYPE/PRINT NAME):</i>	Alex Conyers	

BOARD/CMSN CHAIR <i>(SIGN AND DATE):</i>	SIGNATURE ON FILE	Signature Received: 9/15/2023 4:49 PM
<i>(TYPE/PRINT NAME):</i>	Douglas Gannt	