



# **EXECUTIVE BUDGET**

## **STATE OF SOUTH CAROLINA**

*FISCAL YEAR 2022-23*

**HENRY McMASTER**

GOVERNOR

This page intentionally blank.



HENRY McMASTER  
GOVERNOR

January 10, 2022

To the People of South Carolina and Members of the General Assembly:

I submit to you my Executive Budget for 2022-23 including recommendations for the expenditure of funds from the American Rescue Plan Act of 2021 (ARPA).

Everywhere you look, South Carolina is growing. Our economy is booming. More and more people are visiting our state - with many deciding to stay for good. Employers are creating new jobs, entrepreneurs are opening new businesses, and companies are deciding to relocate here. Our business and family-friendly environment has produced historic gains in new jobs, capital investment and population growth.

In 2021 we announced \$4.3 billion in capital investment in the Palmetto State and more than 15,000 new jobs. As of November 2021, there were 18,000 more South Carolinians employed than there were in February 2020. The state's gross domestic product (GDP) increased 10% during the COVID-19 pandemic and has increased 26% over the last five years.

The state's unemployment rate remains well below the national average and has improved in every month of 2021 dropping from 5.6% in November 2020 to 3.7% in November 2021. The 2020 U.S. Census data shows that South Carolina is the tenth fastest-growing state in the nation.

During the COVID-19 pandemic, many states shuttered their economies, closed businesses, and enacted draconian restrictions, many of which continue to this very day. Here in South Carolina, we took a better approach. We never closed. Through our reasonable steps of limited, measured, and temporary actions, we have been able to combat the virus without crippling our economy.

Also, by being careful and conservative and freezing new spending in 2020, not only did we avoid cutting services, raising taxes, or borrowing money, we saw our State's booming economy create a large amount of new surplus revenues in 2021.

Today, South Carolina's state government is in the strongest fiscal condition in memory. We have the largest budget surplus, the largest rainy day reserve account balance and the lowest debt in history.

January 10, 2022  
Page Two

Compare this to New York, where 476,000 fewer people are employed now than in February 2020, and the state unemployment rate remains above the national average and 2.7% higher than it was in February 2020.

However, we cannot allow complacency to gain a foothold. We know that the competition for jobs and investment is fierce, both nationally and globally. We know that South Carolina must have the workforce, the infrastructure, the intellectual capital, the environmental assets, and the quality of life necessary to compete and win.

The \$2.4 billion in ARPA funds along with the almost \$3 billion in surplus revenue generated by South Carolina's booming economy - presents us with a once in a lifetime opportunity. An opportunity that we cannot afford to squander.

If we take advantage of this once in a lifetime opportunity – by making big, bold, and transformative investments in the areas of education, infrastructure, workforce, and economic development – South Carolina will prosper for generations to come.

As you are aware, the AccelerateSC task force has played a vital role in the State's response to the COVID-19 pandemic. The task force was comprised of volunteers from virtually every sector of our State's economy, along with officials from state, county and local agencies and organizations. I believe that AccelerateSC has become the model for collaboration, cooperation and communication between the government and the private sector.

Almost two years ago, the AccelerateSC task force produced official recommendations and guidelines that allowed us to take very targeted and limited measures to combat the spread of the COVID-19 virus without shutting down our state's economy. In addition, AccelerateSC conducted a thorough and complete review of the federal Coronavirus Aid Relief and Economic Security (CARES) Act for the purpose of providing expenditure recommendations to the governor. Last year, the AccelerateSC task force conducted a similar review of South Carolina's share of federal ARPA funds and made expenditure recommendations to the governor.

To limit confusion, I have included my recommendations to the General Assembly for the use of federal ARPA funds with my FY 2022-23 Executive Budget.

For the second year in a row, my Executive Budget places \$500 million into our state's "rainy day" reserve fund. By saving this money instead of spending it - something that served our state well last year - we will double the size of our reserves and will be prepared for any future economic uncertainties, should they arise. I ask the General Assembly to consider maintaining a minimum balance in the rainy-day reserve account equal to 10% of the total amount of funds available to be appropriated in any year in the General Appropriations Act.

As has been noted often, South Carolina has the highest personal income tax rate in the southeast and the 12th highest in the nation. This is unacceptable, as it makes South Carolina less competitive

for new jobs and capital investment. Especially with our neighboring state of Georgia and North Carolina, both of which have lowered their income tax rate well below South Carolina's 7% rate.

This year marks the fourth year that my Executive Budget proposes a 1% rate reduction over five years for all personal income tax brackets, starting with an immediate \$177 million cut.

There is no infrastructure more in need of big, bold, and transformative one-time investments than our State's roads, bridges, highways, and interstates. Our booming economy and rapid population growth have outpaced the State's ability to keep up with improvements to our transportation infrastructure.

Utilizing a combination of \$660 million in federal ARPA funds and \$600 million from surplus revenue available in the state budget, I am recommending that the General Assembly provide no less than \$1.26 billion to the Department of Transportation (SCDOT) to accelerate construction, expansion, or improvements to our State-owned roads, bridges, highways, and interstates.

This one-time investment of over one billion dollars will allow the SCDOT to accelerate the start and completion of some of their highest priority projects. Projects such as the widening Interstate 26 to six lanes between Columbia and Charleston, the widening of Interstate 95 to six lanes in the Lowcountry, and additional lane widening on Interstate 85 in the Upstate.

In addition, with a recurring appropriation of \$100 million of the \$600 million included in my Executive Budget, SCDOT will have sufficient state matching funds to apply for an additional \$250 million in federal funds each year from the federal Infrastructure Investment and Jobs Act (IIJA) for the next five years. These federal matching funds will allow the SCDOT to expedite completion of local and regional projects designed to relieve traffic congestion, to repair or replace over 400 bridges, and to enhance repaving and resurfacing on our local and secondary roads.

When the Education Finance Act of 1977 was signed into law and funded, there were only three line-item appropriations to school districts for K-12 education. Today, school districts receive recurring general funds and EIA funds from approximately 29 separate line-item appropriations.

The 44-year-old funding system is an archaic and a complicated piecemeal system that must be transformed if our state is to meet the educational needs of students.

To achieve these objectives, the system by which we fund K-12 education must be simplified and focus on greater accountability. It must be a system where the state funds follow students directly to the classroom. The system must also clearly hold districts accountable for both how the State funds are spent and the results of the taxpayers' investment.

My Executive Budget increases the state minimum teacher salary schedule by \$2,000. Consequently, the minimum starting salary of a teacher will be increased from \$36,000 to \$38,000. It's important to remember that just five years ago, the minimum starting salary of a teacher in

January 10, 2022  
Page Four

South Carolina was \$30,113. In addition, this reform proposal provides State financial resources to support a state average student-teacher ratio of 11.7 students per teacher with an average teacher salary including fringe benefits of \$66,524.

In exchange, school districts must provide the Department of Education with, and the department must publish on its website, a dashboard documenting the expenditure of all funds – state, local and federal – which support public schools to achieve the State’s education objectives. This added layer of transparency will allow parents and taxpayers to know whether their money is being used by their district to educate children in the classroom or rather being spent on administration or unnecessary overhead costs.

Charter schools in the state have seen explosive growth, in both enrollment and demand. My Executive Budget provides an additional \$60.2 million anticipating that there will be 67 total of charter schools authorized by the South Carolina Public Charter School District and by institutions of higher education in school year 2022-23.

In addition, this Executive Budget provides \$20 million in lottery dollars for the creation of education savings accounts, pending a change in the law by the General Assembly. These accounts provide the opportunity for working or low-income parents to choose the type of education environment and instruction that best suits their child’s unique needs.

The pandemic has exacerbated the shortage in school bus drivers. Competent, reliable school bus drivers are essential to our children’s safety and education. To recruit and retain school bus drivers in our state, I am proposing that \$12 million in non-recurring funds be appropriated to provide a one-time bonus of \$2,000 for each school bus driver for the 2022-23 school year. The \$2,000 bonus should be paid in three separate payments, awarded in August 2022, December 2022, and at the end of the school year in 2023. In addition, my Executive Budget allocates \$24 million for the purchase of energy efficient school buses with low to zero-emissions.

To address the historic labor crisis affecting key sectors of South Carolina’s economy, I am requesting that the General Assembly invest \$124 million in ARPA funds to expand Workforce Scholarships for the Future, a program that allows residents to earn an industry credential or associate degree in high-demand careers like manufacturing, healthcare, computer science, information technology, transportation, logistics, or construction.

We have evidence and data that this program will be successful.

Last year, we partnered with the South Carolina Technical College System to create these scholarships and dedicated \$29 million in federal Governor’s Emergency Education Relief (GEER) funds to start the program. To date over 4,000 South Carolinians have been retrained and employed.

The scholarships are “last dollar” scholarships, meaning the student must exhaust all other financial or academic assistance available, like federal Pell Grants. Recipients will be required to maintain a 2.0 grade point average and if un-employed, to either complete 100 hours of volunteer service, or complete a financial literacy course offered at the technical college they are attending.

Access and affordability to higher education for every South Carolinian is essential to ensuring that our state has the trained and skilled workforce to compete for jobs and investment in the future. That means we must invest to make all higher education - our colleges, universities, and technical colleges - accessible and affordable for the sons and daughters of South Carolina.

This Executive Budget marks the third consecutive year that I have proposed the General Assembly freeze college tuition for in-state students, with an appropriation of \$20.1 million. This represents the 2.7% increase in the Higher Education Price Index (HEPI) for 2022 and is based on the number of in-state students enrolled at each public institution.

Also, I propose providing \$60 million so that every South Carolinian who qualifies for federal needs-based financial aid - as measured by federal Pell Grants - has the sufficient state financial assistance to attend any in-state public college, university, or technical college. Students at private, independent, and historically black colleges and universities will receive an additional \$20 million for tuition grants and assistance.

As I recommended last year, we must continue to address the repairs needed at the aging, state-owned buildings, and infrastructure on the campuses of our colleges, universities, and technical colleges. I ask the General Assembly to join me in paying down the state’s deferred maintenance liability with available capital reserve funds to be distributed pro-rata based on each institution’s fall 2021 in-state enrollment - rather than borrowing it and creating more debt in the future through a bond bill.

In rural South Carolina - water and sewer is key to LIFE. It’s key to good public health. It’s key to economic health. And it’s key to a community’s health. The right water and sewer assets in a county can transform a tax base. That means jobs, good schools, strong families, and a safe and vibrant community.

The state's rural water, sewer and stormwater infrastructure is becoming old and outdated. According to the state Rural Infrastructure Authority (RIA) - the average age of a water and sewer system in our state is 47 to 50 years old. Many of these systems have exceeded their useful life.

I have proposed that the RIA administer \$500 million in ARPA funds and prioritize the distribution of grants for water, sewer, and stormwater to systems in the state’s poorest counties, for water and wastewater systems that are currently operating out of compliance with state regulations, and to incentivize large municipal water and sewer systems to “connect” to smaller and faltering systems.

January 10, 2022  
Page Six

In recent years, facilitating access to broadband connectivity has become a top priority for South Carolina. From health care to education and the increase in people working from home, quality internet service has quickly become a necessity for the prosperity of our state and people.

In 2020, the General Assembly appropriated \$50 million in CARES Act funds for this purpose and placed the Office of Regulatory Staff (ORS) in charge of directing and managing the state's broadband expansion efforts.

I ask that the General Assembly appropriate up to \$400 million for additional broadband expansion, \$300 million from ARPA funds and \$100 million from the federal Infrastructure Investment and Jobs Act (IIJA) - and that it be deployed in a manner consistent with the State's Broadband Infrastructure Program.

To protect South Carolina's abundant natural resources, I am proposing that the General Assembly provide the state Office of Resilience with \$300 million in ARPA funds. A portion of these funds will be used to offset COVID-19 related increases in the cost of construction (30%) in the Hurricane Florence Recovery Program and to complete green infrastructure projects throughout the state.

These funds will also allow the Office of Resilience to leverage existing federal Community Development Block Grant (CDBG) - Disaster Recovery funds to reach the pre-pandemic goal of restoring approximately 500 homes destroyed by Hurricane Florence, as well as completing green stormwater mitigation infrastructure projects throughout the state.

South Carolina's pristine coastline is a major economic driver for the state. It is roughly 2,876 miles long with approximately 200 miles of direct beachfront. The coastline contains several ecosystems including marshes, estuaries, barrier islands, tidal creeks, and beaches. The State's 35 barrier islands and the surrounding marshes are natural mechanisms for absorbing energy, flooding, and storm surge.

I am recommending that a portion of these ARPA funds be used for the purpose of identifying pristine coastline properties and tracts in which public access is in jeopardy of being lost forever, or lost due to flooding, erosion or from storm damage. I can think of no more meritorious use of taxpayer funds than to protect these pristine properties for future generations of South Carolinians.

In 1975 the U.S. Navy donated the World War II Essex-class aircraft carrier USS Yorktown to the State of South Carolina to become a museum ship at Patriots Point in Charleston Harbor. In 2013, the Patriots Point Authority commissioned a study by the Shaw group to assess the environmental remediation of approximately 160,000 gallons of petroleum and 1.6 million gallons of impacted polluted waters and polychlorinated biphenyl compounds (PCBs) that were not removed from the ship's 428 vessel tanks/compartments by the U.S. Navy. The study concluded that it would cost as much as \$4.4 million for a complete remediation effort.



January 10, 2022  
Page Seven

I am requesting that the General Assembly authorize the Office of Resilience to expend a portion of these \$300 million in ARPA funds for the purpose of determining present day costs associated with a complete remediation of these hazardous materials from the USS Yorktown, and to execute a contract for their complete removal and remediation, subject to approval from the Joint Bond Review Committee, and the State Fiscal Affairs Authority.

With the March 2021 opening of the new Hugh K. Leatherman Terminal in North Charleston, the Port of Charleston will no longer be the only major container port on the east coast of the United States without significant near dock rail access.

The new marine terminal, located along the Cooper River on the former Charleston Naval Base in North Charleston, will be enhanced by a directly accessed intermodal container transfer facility, providing near dock “dual” rail access for both Norfolk Southern and CSX railroads.

The new Navy Base Intermodal Container Transfer Facility (NBIF) will facilitate the transfer of international cargo containers between ships, trucks, and rail, allowing for the movement of goods and commerce throughout the United States, it will stimulate economic development by providing connections to key regional rail and interstate infrastructure.

In addition, demand and capacity issues have created the need for a second shipping berth at the new terminal. An additional berth will allow the South Carolina Ports Authority (SCPA) to recruit and attract additional ocean carrier services and major clients that wish to call on Charleston or locate their business in South Carolina.

In 2021, the General Assembly appropriated \$200 million toward the \$500 million cost to complete construction of the NBIF, construct a second shipping berth and to conduct barge operations between the Wando and Leatherman Terminals. My Executive Budget proposes appropriating \$300 million to complete construction of the NBIF on time and debt free.

Small businesses in South Carolina have borne the brunt of the financial impact of the COVID-19 pandemic, especially those in the hospitality and service industry. In 2020, the State directed close to \$1 billion in CARES Act funds to replenish the Unemployment Insurance Trust Fund, which had been depleted by COVID-19 related job loss claims. This prevented small businesses in South Carolina from bearing an increase in the unemployment insurance tax premiums, which have not been increased in almost a decade.

I am requesting that the General Assembly set aside \$250 million in ARPA funds to replenish the Unemployment Insurance Trust Fund in case of severe economic downturn in the future. During the COVID-19 pandemic, the Department of Health and Environmental Control (DHEC) conducted more than 3 million tests at its almost 50-year-old Public Health and Environmental Laboratory facility in Columbia. DHEC conducted more than 800,000 COVID-19 tests, and over

January 10, 2022  
Page Eight

50,000 screening tests for newborns. They performed almost 610,000 analyses on 36,087 samples for drinking water, wastewater, water bodies, milk, dairy, and air criteria pollutants and toxins.

According to DHEC, the average useful life of a public health laboratory is about 40 years. The current structure has exceeded the expected useful life and it is one of the oldest in the country.

Based on the increase in testing demand due to the COVID-19 pandemic, the agency is concerned that State's core health and environmental laboratory building is no longer able to meet the technological advances of modern-day laboratory practices and high-tech testing systems.

DHEC is requesting \$100 million in ARPA funds be appropriated by the General Assembly for the construction of a new public health laboratory and anticipates a new facility will have a useful lifespan of 40 years into the future.

To keep South Carolinians safe, we must maintain a robust law enforcement presence - and properly "fund the police."

Our state law enforcement agencies continue to lose valuable and experienced personnel because they are unable to remain competitive with pay and benefits. Our highways are dangerous without troopers on patrol. Every school must have a resource officer on duty all day. Fires must be battled and contained. Justice requires investigations be properly conducted. Correctional facilities need guards. And our waterways and lakes must remain navigable, clean, and safe.

This budget dedicates \$31 million in new dollars to law enforcement, public safety and first response agencies for recruitment and retention pay raises.

We must also provide the necessary resources to keep our law enforcement officers safe while they are on-the-job. This Executive Budget proposes providing \$21 million to fund a body camera and protective vest grant program at the Department of Public Safety (DPS) for local and county law enforcement agencies.

Once again, I am calling on the General Assembly to eliminate all state income taxes on the retirement pay of career military veterans and South Carolina law enforcement officers, firefighters, and peace officers. Many states have already done this. The decision-makers at the Department of Defense take note of such actions or lack of them as they weigh decisions on base closures, realignment, and new missions for America's military. Our state's military installations are at risk, like all others. It is past time for the General Assembly to act on this issue.

Our booming economy and record low unemployment sometimes put state agencies at a disadvantage with the private sector – when they are recruiting employees or trying to retain good employees. Government should run like a business, and it should compete like a business, too. I believe the question of state employee compensation needs re-examination.

January 10, 2022  
Page Nine

Across-the-board pay raises for state employees are less effective than those based on performance, merit, success, or longevity. Agency directors should be empowered to incentivize their personnel.

This budget takes the \$46.6 million which would support a 2% across-the-board state employee pay raise - and directs that those same funds be used instead for merit-based pay raises.

However, each agency must submit their merit-based pay raise plan to the Department of Administration Division of Human Resources for review and approval. This will help ensure that these merit raises are awarded consistently across state government and are done so in accordance with official policies and procedures.

It is imperative that the public has confidence in the integrity of free and fair elections in the state of South Carolina. This Executive Budget includes \$3 million in funds for a new Election Integrity and Compliance Audit Program at the State Election Commission (SEC). This funding will provide for the hiring of new auditors at the SEC to conduct regular and routine audits of elections held by the State and all political subdivisions.

To maintain the public's confidence in their elected representatives at all levels of government, we must expand the resources and authority of the State Ethics Commission and the Office of the Inspector General.

Anyone who is paid to influence decisions made by county, municipal, or school board officials must be required to publicly register with the State Ethics Commission as a lobbyist, just like persons who lobby the legislature. What's good for the Statehouse - is good for the Courthouse.

In the last decade, we have seen consistent and problematic ethical issues arise surrounding some of our state's 46 county sheriffs. This Executive Budget proposes an appropriation of \$200,000 to the Law Enforcement Training Council at the South Carolina Criminal Justice Academy for the purpose of developing and conducting annual ethics training for every county sheriff.

Finally, I am proposing that federal ARPA funds as well as funds from the General Appropriations Act, be appropriated for the purpose of enhancing South Carolina's economic development efforts, specifically in the areas of Agribusiness, Motorsports, Manufacturing, and Research.

In conclusion, if we seize this moment by thinking big, by being bold and by making these transformative investments that I have proposed, I believe we will set our State on a course that will provide the opportunity for prosperity, success, and happiness for generations of South Carolinians.

January 10, 2022  
Page Ten

Let us continue working together. I believe in South Carolina and I believe in America. And I believe the best is yet to come.

Yours very truly,



Henry McMaster



## Table of Contents

<b>Budget Process .....</b>	<b>1</b>
<b>FY 2022-23 Budget Themes .....</b>	<b>5</b>
<b>Statewide Enterprise Strategic Objectives .....</b>	<b>45</b>
<b>Financial Overview .....</b>	<b>49</b>
<b>EIA, Lottery, CRF, and Nonrecurring.....</b>	<b>53</b>
<b>Reserve Funds and Debt.....</b>	<b>65</b>
<b>Executive Budget Summary .....</b>	<b>69</b>
<b>Recapitulation.....</b>	<b>75</b>
<b>Governor’s Recommended Appropriations .....</b>	<b>79</b>
<b>Governor’s Proviso Recommendations.....</b>	<b>93</b>
<b>Summary Control Document .....</b>	<b>131</b>
<b>Appendices.....</b>	<b>161</b>

This page intentionally blank.



# Budget Process

This page intentionally blank.



## Preparing the FY 2022-23 Budget

<b>July 2021</b>	<ul style="list-style-type: none"> <li>• Governor’s Office began to develop instructions and templates for the upcoming fiscal year.</li> </ul>
<b>August</b>	<ul style="list-style-type: none"> <li>• Executive Budget Office (EBO) transmitted instructions and templates to state agencies and universities.</li> </ul>
<b>September</b>	<ul style="list-style-type: none"> <li>• Agencies submitted their requests to EBO, which distributed copies to Governor’s Office, plus House and Senate staffers.</li> </ul>
<b>October</b>	<ul style="list-style-type: none"> <li>• Governor’s Office met with agencies and universities to discuss their requests.</li> </ul>
<b>November</b>	<ul style="list-style-type: none"> <li>• Board of Economic Advisors (BEA) released the revenue estimate upon which the Governor’s Executive Budget is based.</li> </ul>
<b>December</b>	<ul style="list-style-type: none"> <li>• Governor’s Office analyzed budget requests and prepared budget drafts.</li> </ul>
<b>January 2022</b>	<ul style="list-style-type: none"> <li>• Governor releases FY 2022-23 Executive Budget.</li> <li>• House Ways and Means Subcommittees begin formal deliberations.</li> </ul>
<b>February</b>	<ul style="list-style-type: none"> <li>• Full House Ways and Means Committee takes up the budget.</li> </ul>
<b>March</b>	<ul style="list-style-type: none"> <li>• BEA revises its revenue forecast.</li> <li>• House of Representatives debates and passes the budget.</li> </ul>
<b>April</b>	<ul style="list-style-type: none"> <li>• Senate Finance Committee begins its deliberations.</li> <li>• Senate debates and passes the budget.</li> </ul>
<b>May</b>	<ul style="list-style-type: none"> <li>• Conference Committee convenes.</li> <li>• House and Senate adopt Conference Committee report.</li> </ul>
<b>June</b>	<ul style="list-style-type: none"> <li>• Governor acts on budget; General Assembly takes up any vetoes.</li> </ul>

This page intentionally blank.



# **Executive Budget Summary FY 2022-23**

## **CONTINUING ECONOMIC SUCCESS**

South Carolina began and ended 2021 with a vibrant, dynamic and growing economy. Our business and family-friendly environment has produced historic gains in new jobs, capital investment and population growth.

In January 2020, South Carolina was in the middle of an unprecedented economic resurgence with a record low unemployment rate and booming economic growth. Between 2017 and the start of 2020, South Carolina added \$10 billion in new capital investment and announced 35,000 new jobs through the Department of Commerce. The COVID-19 pandemic hit in the spring of 2020 and caused disruption to economies around the world, including ours.

While other states responded by imposing oppressive mandates, restrictions and shutdowns that have limited their ability to emerge from the pandemic, we developed a measured, targeted approach that has empowered the state to maintain vital services and keep its schools and economy open. The carefully crafted and responsible approach developed by Governor McMaster's administration has put the state in a position where its economy is stronger now than it was prior to the pandemic. The state's gross domestic product (GDP) has increased 10% from 2019 (pre-COVID-19) and has now increased 26% over the last five years. As of November 2021, there are 18,000 more South Carolinians employed than there were in February 2020. The state's unemployment rate remains well below the national average and has improved in every month of 2021 dropping from 5.6% in November 2020 to 3.7% in November 2021.

The state's booming economy and Governor McMaster's balanced approach to the pandemic have put South Carolina in the strongest fiscal position in the state's history. South Carolina currently has both the largest budget surplus and the lowest debt load in recent history of the state.

The continued growth in the state's workforce and economy presents both challenges and opportunities for the present and the future. While the state's unemployment rate has returned to a historically low level, there are nearly 100,000 jobs to be filled in the state. This figure would be higher were it not for Governor McMaster's investment in workforce scholarships to help fill in-demand positions and his decision to end supplemental unemployment payments. The irrational disincentives created by this short-term policy threatened to develop into a long-lasting federal entitlement program that incentivized some to stay at home and out of the workforce would have hamstrung the state's economic growth. Removing this irrational disincentive to work and instead investing in workforce training, development and education has not only provided more opportunities to help South Carolinians achieve financial independence and prosperity, but it has also helped further strengthen South Carolina's economy by supplying the state's job creators with appropriately skilled job seekers.

Further evidence that South Carolina's approach was the right one can be seen in the stagnant economic recoveries experienced by states that enacted oppressive measures that have hamstrung their economies in the long-term. While South Carolina has seen drastic improvement in its unemployment rate from the first few months of the pandemic and now has more people employed than prior to the pandemic, states that shut down and incentivized their citizens to not work, like New York, have seen the opposite. In New York, 476,000 fewer people are employed now than in

February 2020 while the unemployment rate remains above the national average and 2.7% higher than in February 2020.

South Carolina's economic success and South Carolinians' reputation for hard work, talent and commitment to excellence have drawn additional attention and investment to the state. According to *Area Development* magazine's 2021 ranking, which analyzes business-related metrics, South Carolina has the most favorable regulatory environment in the country and ranks as the fourth best state to do business. In 2021 alone, we announced \$4.3 billion in capital investment in the Palmetto State and more than 15,000 new jobs. The investment and the state's reputation as a place with abundant opportunity for business and personal growth have drawn attention from outside the business community as well. The 2020 U.S. Census data shows that South Carolina is the tenth fastest-growing state in the nation.

As we begin 2022, South Carolina's economy is poised to build on this historic growth. This year's Executive Budget maintains the conservative principles that have put South Carolina in the incredibly strong position it is in today and makes bold, targeted, transformative investments that will further advance South Carolina's reputation as a land of opportunity and prosperity.

## **BUDGET, TAXES AND REGULATORY REFORM**

***Responsible Use of Taxpayer Funds.*** South Carolina’s historic economic growth and commitment to intelligent budgeting based on conservative principles have put the state in a historically sound budgetary position. When our economy faced uncertainty during the early stages of the pandemic, Governor McMaster and the leaders in the South Carolina General Assembly took the bold step of freezing all new government spending. These conservative, thoughtful and targeted measures coupled with South Carolina’s booming economy have produced a record budget surplus of \$987,201,604 in recurring dollars and \$2,190,645,043 in non-recurring dollars. In continuing our best practice of putting surplus dollars aside, this Executive Budget places \$500 million in South Carolina’s “rainy-day” reserve fund. This will double the size of the state’s rainy-day reserve fund. Since Governor McMaster has taken office, the state’s debt has been cut in half and South Carolina now has the lowest debt load in the history of the state. With the additional \$500 million added to South Carolina’s rainy-day reserve fund, the state will now have 10% of the state’s general fund budget put away in reserves.

After achieving this impressive fiscal responsibility milestone, Governor McMaster recommends the General Assembly ensure each year that South Carolina maintains a balance of no less than 10% of the state’s general fund budget in the rainy-day fund. This reserve amount will allow the state to maintain stability and protect its citizens from potential disaster or hardship, including those posed by the Biden administration’s reckless fiscal policy and decisions. Further, the Palmetto State’s continued demonstration of its ability to live within its means has further supported economic growth by demonstrating the state’s stable foundation and business environment.

Governor McMaster’s Executive Budget proposes using state funds only for the vital purpose of laying a foundation for future growth – by investing in education, public safety, job and community-supporting infrastructure and continued savings to guard against future economic uncertainties, should they arise. These are the conservative economic principles that have put South Carolina in the fortuitous position of having a record budget surplus; however, the fact remains that the surplus is made up entirely of South Carolinians’ tax dollars. The state is collecting more than it needs from its taxpayers and now is the time we should enact tax reform policies that keep more money in the pockets of the South Carolinians who earned it.

***Taxes.*** Reducing the tax burden on people and businesses continues to be one of the most important ways South Carolina can further strengthen its foundation for future growth. As has been noted often, South Carolina has the highest marginal tax rate in the southeast and the 12<sup>th</sup> highest in the nation. This is unacceptable.

Given the state’s incredibly sound fiscal position and the threat family budgets face from the inflation created by the reckless spending coming from the Biden administration and federal leaders in Washington, D.C, there has never been a better or more important time to cut taxes in South Carolina and return money to the taxpayers. By lowering our individual rates to reduce the tax burden on South Carolinians, we can accelerate future growth while stabilizing the present. Reducing taxes on families will help them continue to save and invest more money in local economies, which will spur additional economic output. For businesses, reducing taxes will allow

them to further grow and invest in creating good-paying jobs in communities across our state. This is particularly important to South Carolina's ability to remain competitive economically and protect its citizens as other states in the region continue to lower their income taxes.

This year marks the fourth year Governor McMaster's Executive Budget proposes a 1% rate reduction over five years for all personal income tax brackets, starting with an immediate \$177 million cut, paid for and certified in the FY 2022-23 Executive Budget.

In addition, as a result of the General Assembly taking action to implement Governor McMaster and Department of Employment and Workforce's (DEW) recommendation to invest CARES Act funding to replenish South Carolina's Unemployment Insurance (UI) Trust Fund, South Carolina's UI tax rates for employers will decrease or remain unchanged for 2022. This frugal approach has left the UI Trust Fund with a balance of approximately \$1.19 billion and will also ensure the state can withstand another economic contraction without needing to borrow from the federal government or implement a solvency surcharge that would raise UI tax rates.

Finally, for the fifth year in a row, this budget also includes a full retirement income exemption for retired military veterans and first responders. This exemption for those who have served their fellow citizens will be effective immediately upon ratification and extend into perpetuity and would include retired state and federal law enforcement, firefighters and peace officers. This will reward those who have served South Carolina's communities and add another recruitment and retention tool for our law enforcement agencies. As with his proposals in the past, Governor McMaster's plan will mean retired veterans and first responders who are members of the Police Officers Retirement System (PORS), will never pay state taxes on their retirement income in South Carolina again.

## EDUCATION

The FY 2022-23 Executive Budget dedicates:

### For PreK-12:

- \$120,000,000 in recurring dollars for State Aid to Classrooms;
- \$100,000,000 in a combination of recurring and non-recurring Education Improvement Act (EIA) and general fund dollars for the purchase of instructional materials;
- \$46,107,935 in recurring EIA dollars and \$14,067,725 in non-recurring EIA dollars for charter schools to annualize funding and for increased student enrollment;
- \$35,000,000 in non-recurring funds set aside for the American Recovery Plan Act (ARPA) maintenance of equity requirement and for the maintenance of effort requirement for the Individuals with Disabilities Education Act (IDEA);
- \$24,000,000 in non-recurring funds for the purchase of energy efficient school buses;
- \$20,000,000 in lottery dollars for education savings accounts;
- \$12,000,000 in non-recurring funds for retention bonuses for school bus drivers;
- \$10,000,000 in recurring EIA dollars for career and technology education;
- \$10,000,000 in non-recurring EIA dollars for competitive grants that support expansion of schools of innovation;
- \$6,000,000 in recurring EIA dollars for competitive grants to local First Steps partnerships to expand early childhood programs to children from birth to age three and their families; and,
- \$5,000,000 in recurring EIA dollars for adult education.

### For Higher Education:

- \$60,000,000 in lottery dollars for need-based grants at the Commission on Higher Education (CHE);
- \$20,101,049 in recurring general fund dollars for tuition mitigation;
- \$20,000,000 in lottery dollars for tuition grants at the Higher Education Tuition Grants Commission;
- \$20,000,000 in lottery dollars to address the shortage of instructors in nursing schools; and,
- \$4,377,100 in lottery dollars for scholarships for students with intellectual disabilities attending College Transition Programs.

This year, Governor McMaster urges the General Assembly to make targeted investments in initiatives that support our students, families, and educators and that prepare students for the workforce of the 21<sup>st</sup> century.

***Supporting Teaching and Learning.*** According to the 2021 publication of *Rankings & Estimates* published annually by the National Education Association, South Carolina ranks 23<sup>rd</sup> in the nation in revenue receipts per enrolled student at \$15,012. The only other southeastern state that comes



close to us is Louisiana at 32<sup>nd</sup> with revenue receipts per enrolled student at \$13,578. South Carolina Revenue and Fiscal Affairs Office (RFA) projects that state revenues to school districts in Fiscal Year 2021-22 will total \$5,004,617,195.

While South Carolina invests more per student than every state in the southeast, Alabama, Georgia, Kentucky, North Carolina, and Virginia all pay their teachers more on average, according to data published by RFA.

When the Education Finance Act of 1977 was signed into law and funded, there were only three line-item appropriations to school districts for K-12 education. Today, school districts receive recurring general funds and EIA funds from approximately 29 separate line-item appropriations. Each line item has a different methodology for allocating the funds. Below are examples of line-item appropriations in the current year’s state budget that support K-12 education:

State Aid to Classrooms	\$2,970,070,654
Retiree Insurance	\$ 206,919,224
EIA - Teacher Salaries	\$ 181,230,766
Charter Schools	\$ 129,162,798
Bus Driver Salaries	\$ 61,925,151
Full-day 4K	\$ 59,208,178
National Board Certification	\$ 44,500,000
EIA – Employer Contributions	\$ 43,533,934
Reading Coaches	\$ 39,405,656
Student Health & Fitness	\$ 31,874,667
Guidance/Career Specialists	\$ 31,362,113
Career & Technology Education	\$ 20,072,135
Adult Education	\$ 15,573,736
Teacher Supply Funds	\$ 15,321,500
Education and Economic Development Act	\$ 8,413,832
Summer Reading Camps	\$ 7,500,000

The 44-year-old funding system is an archaic and complicated piecemeal system that must be transformed if our state is to meet the educational needs of students.

S.C. Code Ann. § 59-1-50 defines the educational objectives for all students in our state: students who graduate from a public high school should have the knowledge, skills and characteristics to be college, career and citizenship ready.

To achieve these objectives, the system by which we fund K-12 education must be simplified and focus on greater accountability. It must be a system where the state funds follow students directly to the classroom. The system must also clearly define what the state is purchasing with its resources and then hold districts accountable for both how the funds are spent and the results of taxpayers’ investment. Are our students prepared for college and careers when they graduate from high school? Do our students have the necessary reading and mathematical skills to be successful?

The FY 2022-23 Executive Budget begins the process by which the funding system can be transformed by implementing key elements of the funding model that the South Carolina Revenue and Fiscal Affairs Office provided to the Governor, the President of the Senate, and the Speaker of the House in 2019.

First, the FY 2022-23 Executive Budget identifies four EIA line-item appropriations to be allocated to districts through a single funding formula as defined by State Aid to Classrooms and Proviso 1.3. These line items, which are listed below, directly support classroom teachers and students who already receive a weighting for academic assistance through State Aid to Classrooms. The Executive Budget also increases the total state investment in State Aid to Classrooms by \$120 million. While this new formula redefines the State’s funding strategy and reallocates resources, the additional funding ensures that each district will receive either the amount proscribed by the new formula, or its funding allocation in FY 2021-22, whichever is greater.

Current – FY 2021-22

State Aid to Classrooms	\$2,970,070,654
EIA Teacher Salaries	\$ 181,230,766
EIA Employer Contributions	\$ 43,533,934
EIA Students at Risk of School Failure	\$ 79,551,723
EIA Aid to Districts	<u>\$ 24,401,779</u>
Subtotal:	\$3,298,788,856

Proposed Increases for FY 2022-23

State Aid to Classrooms	\$ 120,000,000
-------------------------	----------------

Proposed State Funding for FY 2022-23

State Aid to Classrooms - General Fund	\$3,090,070,654
State Aid to Classrooms - EIA	<u>\$ 328,718,202</u>
<b>Total</b>	<b>\$3,418,788,856</b>

The FY 2022-23 Executive Budget amends and simplifies the methodology formula by which funds for State Aid to Classrooms are allocated using the following factors:

1. The cost of hiring a teacher;
  2. A statewide average student-teacher ratio; and,
  3. The state share of the total funding cost.
- Cost of a teacher - The FY 2022-23 Executive Budget increases the state minimum teacher salary schedule by \$2,000 for each cell. Consequently, the minimum starting salary of a teacher is increased from \$36,000 to \$38,000. In FY 2016-17, when Governor McMaster took office, the minimum starting salary of a teacher in South Carolina was \$30,113. This commitment to education and the Governor’s good working relationship with the General Assembly has consistently resulted in more resources to raise the starting salary for teachers. However, there is more work to be done as the objective remains to catapult the Palmetto State into the top 25 states nationally for average teacher pay.

The new funding formula will fund the salary and fringe benefits to hire a teacher with a master’s degree and 12 years of service, which is the median for all teachers in the state.

Under the Executive Budget, the state minimum teacher salary for a teacher with 12 years of service and a master’s degree is \$50,604. Adding in the cost of fringe benefits, the average cost to hire a teacher is \$66,524.

- Number of teachers – The new funding formula provides financial resources to support a state average student-teacher ratio of 11.7 students per teacher.
- State share - The state currently funds 70% of the Education Finance Act (EFA) and EFA fringe distributions and 100% of other EIA appropriations. Under this new formula, the State share is set consistently at 75% for all funds allocated through the State Aid to Classrooms formula, and the local share is reduced from 30% to 25%.

Funds are still allocated to school districts based on the number of weighted pupil units in the district and on the taxpaying ability of each school district. The use of weights to identify and allocate resources based on the educational needs of students continues but is simplified in the new formula. All students with a disability are now a 2.5 weight, and the weight for students in poverty is increased from 0.2 to 0.5.

<b>Weights</b>	<b>Existing</b>	<b>New</b>
Every student is assigned one of the following:		
Base for every student in K-12 (including homebound)	1.00	1.00
Students with Disabilities	From 1.74 to 2.57 based on intellectual disability	2.50 for all intellectual disabilities
Pre-career and Career Technology	1.29	(included in base students)
Residential Treatment Facility	2.10	2.10
Additional weights are added to the above for:		
Pupils in Poverty	0.20	0.50
Gifted and Talented	0.15	0.15
Academic Assistance	0.15	0.15
Limited English Proficiency	0.20	0.15
Dual Credit Enrollment	0.15	
Speech Therapy		0.15

The funding changes promote:

- Simplicity – Four existing funding sources will be consolidated and allocated by the same formula. This is the first of many steps toward simplifying and improving the way the State invests in K-12 education. The General Assembly may further consolidate line-item appropriations in the FY 2022-23 budget or in future budgets.

- Flexibility – While the state formula allocates funds based on a statewide average student-teacher ratio of 11.7, school districts and local school boards of trustees have flexibility in how to spend the funds to meet the educational needs of children and ensure that children graduate with the knowledge, skills and characteristics as defined by the *Profile of the South Carolina Graduate*.
- Accountability – With flexibility, comes greater accountability and transparency. Each district must publish on its website the district budget. This added layer of transparency will allow parents, taxpayers and members of the General Assembly, those responsible for allocating funds, to know whether money is being used to achieve the goals set forth in law or on ancillary and unnecessary overhead costs. The Department of Education must collect and publish on its website a dashboard documenting the expenditure of all funds – state, local and federal – that support public schools to achieve the state’s education objectives. These objectives include: the percentage of students who are graduating college or career ready and the percentage of students who are performing at or above grade level in English language arts and mathematics.

The Department of Education is also required to develop a system by which expenditures at the school level will also be documented. In addition, all district audits as required by S.C. Code Ann. § 59-20-90 must be conducted by vendors who are pre-approved by the State Auditor.

The FY 2022-23 Executive Budget provides an additional \$1.5 million to the Office of the Inspector General to expand its investigative powers to include school districts as contained in S. 202, which is currently under consideration in the Senate.

The FY 2022-23 Executive Budget also consolidates many line-item appropriations that govern the administration of the Department of Education. The Department of Education worked with the Executive Budget Office, the Office of the Governor, and legislative staff to identify and prioritize the consolidation of line items.

In addition, non-recurring funds of \$35 million are set aside to ensure that South Carolina meets the maintenance of equity requirement of the federal American Rescue Plan Act of 2021 and the federal requirements of the IDEA.

Regarding charter schools, the EIA supplement for charter schools is funded with an additional \$60.2 million, of which \$33.2 million represents annualizations and \$17 million funds increased student enrollment in charter schools. The budget anticipates that there will be 67 charter schools authorized by the South Carolina Public Charter School District and by institutions of higher education in school year 2022-23.

South Carolina continues to focus efforts on improving the recruitment and retention of teachers. Research documents that low pay remains a factor; however, poor working conditions also contribute to our inability to retain teachers in the profession. Governor McMaster understands that an evaluation of all teacher preparation programs is being conducted by the Education Oversight Committee (EOC). The analysis will help the state to invest in successful teacher recruitment and retention programs.

This Executive Budget also includes:

- \$1,500,000 in recurring EIA funds for the South Carolina Teacher Education Advancement Center (SC-TEACHER) at the University of South Carolina. In 2016 Tennessee created the Tennessee Education Research Alliance (TERA), which connects Vanderbilt University with the Tennessee Department of Education to identify research-based solutions to education policy. TERA was the first research-practice partnership in the country focused on state-level education policy. Following this example, South Carolina will invest additional resources into SC-TEACHER to create a research and policy center focused on our state's education labor market. SC-TEACHER will collaborate with the Department of Education, the Center for Educator Recruitment, Retention and Advancement, traditional and alternative educator preparation programs, school districts, and schools to find research-based solutions that will ensure South Carolina can prepare, attract, and retain highly effective teachers and school leaders, especially in rural communities. SC-TEACHER will develop research-practice partnerships to support policymakers and educators in using evidence-based, data-driven solutions, sharing effective practices, and informing state and local policies.
- \$475,000 in recurring EIA funds for a teacher working conditions survey to better understand why our teachers, especially teachers in the first five years of their career, are leaving the profession. This request was recommended by the EOC.

***Early Learning and Kindergarten Readiness.*** In the fall of 2020, 27% of students entering kindergarten in South Carolina were ready to learn as compared to 39% in the fall of 2019. In 2020 only 18% of students in poverty entered kindergarten ready to learn.

Poverty is the enemy of education.

At birth, the average size of a baby's brain is a quarter of the average adult brain. By the age of three, a child's brain has grown to 80% of its adult size. By the age of five, the brain is 90% developed.

During this critical period when the brain is developing, genes and experiences work together to build the foundations for a child's learning, behavior and health. The role that parents and caregivers play in interacting with children facilitates the positive development of the brain and behavior. Factors like abuse and neglect can derail the development of the child's brain.

Last year Governor McMaster led the successful effort to expand full-day 4K to every lower income four-year old child in the state. Today, parents may choose to send their child to an approved public school, private school, or childcare center. We must continue to expand services to the families of our youngest children, those from birth through age three, who are in poverty.

The FY 2022-23 Executive Budget includes \$6 million in recurring EIA revenues to provide competitive, targeted grants to local First Steps partnerships to increase the number of infants, toddlers, preschoolers, and their families participating in research-based programs that accelerate

learning and development, improve early childhood health, strengthen families, and support parents in their role as their child's first and most important teacher. Grant awards will prioritize research-based programs for children from birth through age three who live in rural communities and in communities where kindergarten readiness scores are consistently below the state average.

The FY 2022-23 Executive Budget also includes \$1 million in recurring EIA funds for Save the Children, a non-profit organization that currently provides direct education services to 7,083 at-risk children in seven of South Carolina's rural counties. While the program was funded in the current fiscal year with non-recurring EIA revenues, having a stable source of funds is needed for the program to make long-term, systemic investments in early childhood education. The funds will support the hiring of local program staff who implement evidence and research-based programs that promote school readiness and third-grade reading proficiency. The programs that will be implemented include: early childhood programs for children from birth to age five and their families; literacy programs for children in kindergarten through sixth grade, including supplemental in-school literacy interventions; and, SummerBoost programs which operate six hours a day for five days a week during the summer to help prevent summer learning loss.

***Fostering and measuring academic improvement.*** Now, more than ever, we must know how well our children are doing, especially considering the impact of the pandemic on student learning.

Spring 2021 summative assessments documented that 43% of children in grades 3 through 8 were on or above grade level in English language arts/reading, and 37% were on or above grade level in mathematics.

What is even more concerning is that 29% of children in grades 3 through 8 were one or more grade levels behind in English language arts/reading, and 35% were one or more grade levels behind in mathematics.

Furthermore, data provided by the South Carolina Association for Adult and Continuing Education documents that the number of adults 24 years of age or younger who are currently being served in adult education this school year will surpass the number served in 2019-20 by 27% and the number served in 2020-21 by 79%. Unfortunately, high school students who were struggling academically before the pandemic are now dropping out of school at an alarming rate.

To meet the educational needs of our students and to have the data necessary to track academic improvements over time, the FY 2022-23 Executive Budget provides the following initiatives funded with recurring EIA revenues:

- \$10,000,000 increase for Career and Technology Education programs to purchase equipment. South Carolina schools must provide students the ability to explore career options, especially in high-demand fields like healthcare and information technology (IT).
- \$5,000,000 allocated to school districts for adult education. The funds will allow adult education programs to hire full and part-time college and career navigators to work with young adults, individuals who are 24 years of age or younger and who have not earned a

high school diploma. The navigators will assist these young adults in earning a General Education Diploma (GED) while helping them to find postsecondary training and employment opportunities.

- \$3,500,000 to the EOC to create a public dashboard that will provide real-time data on student achievement gains. This initiative was also recommended by accelerateSC as a potential investment of federal ARPA funds.
- \$3,200,000 to the Department of Education to improve data collection capabilities. The funds were requested by the Department of Education and recommended by the EOC.
- \$3,000,000 to the South Carolina Technical College System to administer the Jobs for America's Graduates (JAG) Program, a successful national dropout prevention program that has previously been administered by the Department of Employment and Workforce using other funds. In school year 2020-21 in South Carolina, the graduation rate for students participating in the JAG program was 99%, and the job placement rate was 68%. Beginning January of 2021, the South Carolina Technical College System will administer the program and assist students in planning for postsecondary opportunities. The objective is to expand the program to 100 high schools in the state.
- \$1,500,000 in EIA funds for the S<sup>2</sup>TEM Centers to expand professional learning and supports to teachers, schools, and communities in the fields of science, technology, engineering, and mathematics (STEM).

***Investing in innovation and partnerships.*** During the pandemic, state leaders continued to pursue innovation in public education. This includes supporting establishing multiple schools of innovation that further parents' options to choose the right educational setting for their children by empowering public schools to address unique educational needs of unique students in unique situations. This is supported by Act 20 of 2021 being signed into law last session allowing school districts to provide multiple schools of innovation, schools like the successful Meeting Street Schools.

To continue these efforts, the FY 2022-23 Executive Budget recommends the following investment of EIA revenues:

- \$10,000,000 in non-recurring EIA revenues to award funds through a competitive grants process to schools of innovation. The funds should be awarded based on the number of students enrolled in the school and should be expended for curriculum and for professional learning for teachers and school leaders. This initiative was also recommended by accelerateSC as a potential investment of federal ARPA funds.
- \$3,000,000 in recurring EIA revenues to the Department of Commerce to expand public-private partnerships in education. In collaboration with the Department of Education, United Way of the Midlands, Ed Farm and Apple, the Department of Commerce will launch a college and career preparatory program for low-income, low-grade point average (GPA) high school graduates called Propel Pathway, as well as teacher and student

technology training programs called Engage in Columbia and Orangeburg. This initiative will serve over 14,000 students and teachers. Propel Pathways will partner with South Carolina State University, Claflin University, Benedict College, Allen University and/or Midlands Technical College. The Department of Education will also expand its efforts to educate young adults and military veterans about the broad range of fulfilling in-demand careers available in manufacturing and other STEM-related fields.

- \$1,500,000 in non-recurring EIA revenues to develop, pilot and implement a high school curriculum in artificial intelligence. Palmetto Partners, who include CEOs from across the state, will serve in an advisory capacity. The EOC recommended this investment of EIA revenues.

In addition, the Governor is directing \$20 million in lottery dollars for the creation of education savings accounts, pending a change in the law by the General Assembly. All children should have access to a quality education, and parents should be allowed to make the best educational choices for their children.

***Retaining school bus drivers.*** The pandemic has exacerbated the school bus driver shortage in our country and state. The FY 2022-23 Executive Budget includes \$12 million in non-recurring funds to provide salary supplements to school bus drivers. The funds will be awarded in three separate payments, not to exceed \$2,000 in total. The funds will be awarded on August 15, 2022, December 15, 2022, and at the end of the school year based on continuous employment. The Executive Budget also allocates \$24 million for the purchase of energy efficient school buses and will include a proviso instructing the South Carolina Department of Education to purchase Energy Efficient School Buses with low to zero-emissions.

***Access and Affordability in Higher Education.*** South Carolina must continue its collaborative efforts to make postsecondary education more affordable and accessible for all South Carolinians. To meet the workforce needs of our state, 60% of our residents must hold a high-quality postsecondary credential by 2030. Today, the CHE reports that 48% of South Carolina's working age population, those between the ages of 25 and 64 hold a postsecondary credential.

According to the Institute for College Access and Success, South Carolina ranks 11<sup>th</sup> in the nation for student debt with the average borrower having a debt of \$32,635. Sixty percent of students graduate with debt, which ranks 12<sup>th</sup> in the nation. These statistics are improving over time, and we must remain diligent.

This budget makes a substantial investment in tuition scholarships and grants, including:

- \$232,953,938 in lottery dollars for LIFE scholarships, \$71,474,067 in lottery dollars for Palmetto Fellows Scholarships, and \$10,694,895 in lottery dollars for HOPE scholarships;
- \$60,000,000 in lottery dollars for need-based grants at CHE to provide tuition assistance for every eligible student in public colleges and universities;
- \$51,100,000 in lottery dollars for tuition assistance at 2-year institutions (CHE and Tech Board); and,



- \$20,000,000 in lottery dollars for tuition grants at the Higher Education Tuition Grants Commission.

We must continue our efforts to ensure more of our in-state students are able to get an education in South Carolina. To that end, this Executive Budget dedicates \$4.4 million in lottery revenues to expand scholarships for South Carolina resident students with intellectual disabilities enrolled in College Transition Programs, which offers a collegiate experience for young men and women with intellectual disabilities to prepare them for competitive employment and independent living through a combination of academic coursework and career exploration

Governor McMaster is the only governor in the state’s history to freeze tuition for the sons and daughters of South Carolina at the state’s public universities. This year, FY 2021-22, marks the third consecutive year that college tuition for in-state students has been frozen. Governor McMaster urges the General Assembly to continue the policy for FY 2022-23. The FY 2022-23 Executive Budget allocates \$20.1 million in recurring funds for tuition mitigation. The funds are based on a 2.7% Higher Education Price Index (HEPI) and are allocated based on the number of in-state students at each public institution. In exchange for receiving these funds, each institution must agree that there is no in-state tuition or mandatory fee increase for the 2022-2023 academic year. The funds are allocated accordingly:

<u>Institution</u>	<u>Recurring Dollars</u>
The Citadel	\$ 371,234
Clemson University	\$ 2,836,003
College of Charleston	\$ 934,032
Coastal Carolina University	\$ 522,098
Francis Marion University	\$ 562,868
Lander University	\$ 320,776
South Carolina State University	\$ 473,067
USC - Columbia	\$ 4,589,729
USC - Aiken	\$ 334,089
USC - Upstate	\$ 506,646
USC - Beaufort	\$ 232,664
USC - Lancaster	\$ 124,203
USC - Salkehatchie	\$ 80,157
USC - Sumter	\$ 127,768
USC - Union	\$ 57,568
Winthrop University	\$ 617,128
Medical University of South Carolina	\$ 2,533,344
SC Technical College System	\$ 4,877,675
Total	<b>\$20,101,049</b>

***Nursing Shortage.*** National and state data identify a key factor contributing to the shortage of nurses: inadequate funds to hire and pay faculty who are preparing our nurses needed now and in the future. Due to competition in the market, nursing faculty can earn more working in healthcare practice than in teaching, especially doctoral prepared nurses and nurses with specialty training

like advanced practice nurses, nursing informatics, and nurse scientists. Faculty are also less likely to enroll in doctoral programs. Non-competitive salaries for nurse educators lead to shortages at all levels. Shortages of faculty result in fewer nursing classes, fewer supervised clinical rotations in field work, and fewer qualified students earning their degrees.

The Executive Budget recommends \$20 million in lottery revenues to begin addressing the nursing shortage. These one-time funds will be used at our public colleges and universities, including technical colleges, for the following initiatives. First, \$10 million would be used to supplement the salaries of existing full-time faculty and the hourly rates of part-time faculty, or the salaries of clinical nursing faculty. The funds will be allocated to each public college or university, including technical colleges, based on the number of students enrolled in nursing programs. The remaining funds will provide tuition reimbursement or scholarships for students enrolled in graduate-level nurse educator programs, Doctor of Nursing Practice programs, or PhD programs. The scholarship recipients must agree to assume a faculty role in a state nursing program after graduation and provide tuition reimbursement or scholarships for current master’s level, full-time nurse faculty to enroll in doctoral programs. Current doctoral students who are not yet faculty and desire to be faculty members must agree to teach for a minimum of two years for every one year funded. Authority should be given to carry forward unexpended funds over time.

***Deferred Maintenance.*** Like last year, the FY 2022-23 Executive Budget dedicates the entirety of the Capital Reserve Fund, \$183.6 million, for deferred maintenance including IT or technology projects at our institutions of higher education. This funding will be distributed on a pro-rata basis, based on in-state student enrollment at each of our state colleges and universities. These dollars are for maintenance and care of state-owned assets – not new construction projects. The allocation by institution is below:

Two-, Four-Year and Research Universities

<u>Institution</u>	<u>Non-Recurring Dollars</u>
The Citadel	\$ 2,850,814
Clemson University	\$ 19,335,094
College of Charleston	\$ 7,703,131
Coastal Carolina University	\$ 6,281,433
Francis Marion University	\$ 4,545,725
Lander University	\$ 4,258,913
South Carolina State University	\$ 2,582,545
USC - Columbia	\$ 25,881,086
USC - Aiken	\$ 4,040,095
USC - Upstate	\$ 6,271,543
USC - Beaufort	\$ 2,135,020
USC - Lancaster	\$ 2,088,042
USC - Salkehatchie	\$ 918,541
USC - Sumter	\$ 1,638,043
USC - Union	\$ 1,385,847
Winthrop University	\$ 5,449,431
Medical University of South Carolina	\$ 2,716,061
Total	<b>\$100,081,364</b>

Technical Colleges

Institution

Non-Recurring Dollars

Trident Technical College	\$13,800,360
Northeastern Technical College	\$ 2,112,767
Florence Darlington Technical College	\$ 3,391,059
Greenville Technical College	\$11,455,178
Horry-Georgetown Technical College	\$ 6,770,992
Midlands Technical College	\$10,473,588
Orangeburg-Calhoun Technical College	\$ 2,602,326
Piedmont Technical College	\$ 5,432,123
Spartanburg Technical College	\$ 7,427,445
Central Carolina Technical College	\$ 3,245,180
Tri-County Technical College	\$ 6,424,839
York Technical College	\$ 4,715,093
Aiken Technical College	\$ 2,008,921
Denmark Technical College	\$ 692,305
Technical College of the Lowcountry	\$ 2,295,733
Williamsburg Technical College	<u>\$ 655,217</u>
Total	<b>\$83,503,126</b>

## **ECONOMIC DEVELOPMENT, WORKFORCE & INFRASTRUCTURE**

The FY 2022-2023 Executive Budget dedicates:

- \$496,942,369 in non-recurring dollars to expedite road and bridge projects at the South Carolina Department of Transportation (SCDOT);
- \$300,000,000 in non-recurring for the Navy Base Intermodal Facility (NBIF) at the State Ports Authority;
- \$150,000,000 in non-recurring dollars for economic development infrastructure at the Department of Commerce;
- \$100,000,000 in recurring dollars for a state match to draw down federal funds at SCDOT;
- \$51,000,000 in non-recurring dollars for the Closing Fund at the Department of Commerce;
- \$10,324,876 in non-recurring dollars for temporary permitting support for state infrastructure projects at the Department of Health and Environmental Control (DHEC);
- \$5,039,612 in non-recurring dollars for ePermitting projects at DHEC;
- \$4,000,000 in non-recurring dollars for the “Locate SC” economic development recruitment program at the Department of Commerce;
- \$2,518,414 in recurring dollars and \$981,078 in non-recurring dollars to improve onsite wastewater permitting timeframes at the DHEC;
- \$2,000,000 in non-recurring dollars for planning and assistance at the Rural Infrastructure Authority; and,
- \$500,000 in recurring dollars for Small Business Development Centers at the Department of Commerce.

South Carolina’s economic development figures remain strong. Over the past decade, South Carolina’s economy has grown faster than all but seven other states. Since 2017, we have announced \$17 billion in new capital investment and more than 58,000 new jobs through the Department of Commerce. According to Census data, we have the tenth fastest growing population in the nation; since 2010, we have added more than 500,000 people to the State of South Carolina.

According to *Area Development* magazine’s 2021 ranking South Carolina ranks fourth overall for best places in the country to do business. As a result, our economy continues to see tremendous wins, including in our manufacturing sector. Of the \$17 billion in new capital that has been invested since 2017, \$4.3 billion was announced in 2021 alone. This includes 12 individual investments of at least \$100 million and is a testament to South Carolina’s strong, diverse and growing economy.

***Employment and Workforce Development.*** South Carolina has taken bold steps to empower the current and next generation’s workforce. *Area Development* ranks South Carolina in the top five of states for its workforce development programs. This ranking does not come by accident, Governor McMaster has directed more resources toward enhancing workforce training, development and education than any governor in modern times – to make sure all the assets and opportunities are in place to help South Carolinians achieve and sustain financial independence

and prosperity. This targeted investment in the people of South Carolina has contributed to historically low unemployment in South Carolina and an increase of 21% in South Carolina's per capita personal income over the last five years.

Strategic investment in the state's workforce development programs has been a key driver in the state's economic success and now is not the time to pause those efforts. Despite the state's low unemployment rate, people remain out of work and businesses continue to face challenges in filling jobs. As of December 29, 2021, DEW reported that there are 98,054 jobs available throughout the state. This Executive Budget continues to place focus on training and re-training our people – to get these jobs and prosper in them.

According to DEW, “critical needs” jobs account for 45% of the workforce, while only 29% of people have the necessary skills to fill those jobs. And, according to a report by the Lumina Foundation, by 2025, 60% of Americans will need some type of high-quality credential beyond high school to participate in the workforce.

South Carolina has the people and the resources it needs - what is important is that we expand our investment in technical education and workforce development so that our people continue to play a decisive role in recruiting new business. To achieve this goal this past year, Governor McMaster has announced \$29 million investment in South Carolina's workforce through the Governor's Emergency Education Relief (GEER) Fund to provide scholarships to cover the cost of tuition and required fees at any technical college in South Carolina. This investment has prioritized in-demand positions that are critical to the state's healthcare system and economy, including nursing and commercial truck drivers, and has led to approximately 5,000 South Carolinians being reskilled and employed. The additional investment will ensure South Carolina remains proactive in addressing the state's labor shortage. This funding will provide thousands of South Carolinians with the skills needed to thrive in a number of high-demand careers and ensure our economy will have the workforce needed to attract further jobs and investment from companies worldwide. Beginning January of 2022, any adult or recent high school graduate in South Carolina is eligible to use these scholarship funds for associate degrees or industry credentials in high-demand careers like manufacturing, health care, computer science and IT, transportation distribution and logistics, or construction. Additionally, Governor McMaster has asked the General Assembly for \$124 million in American Rescue Plan Act (ARPA) funds to extend this important program from July 1, 2022, through June 30, 2024. Extending this program for an additional two years is expected to expand the number of South Carolinians who benefit from this scholarship program and are therefore trained to fill high demand positions to 15,000.

To further help achieve this goal, the FY 2022-23 Executive Budget provides \$65 million in workforce development dollars, including:

- \$16,000,000 in lottery dollars for workforce scholarships and grants at the State Board for Technical and Comprehensive Education;
- \$17,000,000 in lottery dollars for the SC WINS program at the State Board for Technical and Comprehensive Education;

- \$30,000,000 in lottery dollars for high-demand job skill training equipment at the State Board for Technical and Comprehensive Education;
- \$2,000,000 in lottery dollars for direct training through ReadySC at the State Board for Technical and Comprehensive Education.

**Infrastructure.** South Carolina’s unmatched global connectivity continues to provide unlimited opportunities for our people. The Palmetto State has one of the nation's fastest-growing container ports, two innovative inland ports, 2,300 miles of rail lines and more than 41,000 miles of state-maintained highways. There are 208 million people, two-thirds of the U.S. population, within two days drive of South Carolina.

In 2017, SCDOT launched a 10-year plan to upgrade and improve South Carolina’s road and bridge network. This plan is critical to supporting the state’s continued and future growth in commerce and population growth. The plan is backed by a combination of state and federal funds and is focused on repaving thousands of miles of highways in the state, replacing hundreds of bridges, widening of critical segments of our interstates and improving many rural roads to drive down our state’s rural fatality rate. This Executive Budget invests heavily in this plan recommending \$500 million in FY 2022-23 funds to expedite road and bridge projects along with a recurring investment of \$100 million in state funds that will leverage significant federal infrastructure investment and increase SCDOT’s federal revenues by approximately \$250 million per year over the next five years. Together, this unprecedented investment in the state’s physical infrastructure will help all South Carolinians by combating congestion in urban areas and addressing economic development and mobility needs of rural areas.

In addition to Governor McMaster’s proposed investment in the Executive Budget, Governor McMaster has proposed significant investment in the state’s infrastructure through federal funds. These proposals include:

- A \$500 million investment in the revitalization of South Carolina’s water, wastewater, and stormwater infrastructure. Modernizing the state’s water and sewer infrastructure through this proposal will support public health and economic development by helping the state maintain its competitive advantage for growth and investment. It will also support better future efficiency and stewardship of taxpayer funds through promoting the regionalization and coordination between larger and small water and sewer systems.
- A \$360 million investment to expedite the existing plans to widen key portions of Interstate 26 between Charleston and Columbia. This targeted investment will accelerate this high priority project on one of the state’s most traveled interstates by at least six years. Accelerating the timeline of this critical project will support the demand created by the continued population and economic growth, particularly growth related to record volume at South Carolina Ports, which has already increased traffic on this portion of Interstate 26 to 22 million vehicles per year.
- A \$300 million investment to begin construction on Interstate 73 in South Carolina. This investment will provide an important boost to start work on a project that will serve as a

catalyst for local and federal government partners to finalize their own investment plans and provide additional growth opportunities in the state.

- A \$300 million investment in the state's broadband infrastructure and connectivity. This targeted investment, which will be combined with \$100 million in Infrastructure Investment and Jobs Act funds, will improve access to high-speed internet for South Carolinians and further support a business and family-friendly environment where all South Carolinians have opportunities to prosper and succeed.

The FY 2022-23 Executive Budget also includes \$300 million for the continued construction of the NBIF at the State Ports Authority. This targeted investment will facilitate the transfer of international cargo containers between ships/trucks and rail, allowing for the movement of goods and commerce over rail within the state and throughout the United States, stimulating economic development within the region and providing connections to key regional infrastructure. In addition, demand and capacity issues have created the need for a second shipping berth at the new terminal. Adding this berth will allow the South Carolina Ports Authority (SCPA) to recruit and attract additional ocean carrier services and major clients that wish to call on Charleston or locate their business in South Carolina. Recently, the SCPA sought approval from the General Assembly for a \$550 million Economic Development Bond to complete construction of the NBIF, a second shipping berth and to conduct barge operations between the Wando and Leatherman Terminals. In 2021, the General Assembly appropriated \$200 million in the state budget for the NBIF, rather than approving the bond bill.

While global supply chain challenges, particularly those related to challenges with importing and exporting goods through ports, targeted investments in South Carolina's ports have positioned the state to continue to create and support economic opportunity. South Carolina Ports set its ninth consecutive month of year-over-year monthly record cargo volumes in November 2021. South Carolina Port operations facilitate 225,000 statewide jobs and generate nearly \$63.4 billion in annual economic activity. This impressive and unprecedented growth is occurring as the Port of Charleston is deepening its harbor to 52 feet and is on track to have the deepest harbor of any port on the east coast in 2022. This improved capacity and efficiency means ships are able to access terminals without delay and will be able to access port terminals any time of day, and at any tide. By continuing to invest in our infrastructure and logistics assets, we will ensure that South Carolina maintains its unmatched global connectivity.

The FY 2022-23 Executive Budget also includes targeted investments that will provide resources to local authorities to make improvements to small and rural public water and sewer utilities across the state. This investment of \$2 million will be used to promote regional solutions, where appropriate, to improve the infrastructure that protects public health, improves quality of life, creates economic opportunities and protects the long-term viability when local resources are not available.

South Carolina's efficient and streamlined permitting processes have led to national recognition including from *Area Development*, which ranked South Carolina as the second-best state in the country for speed of permitting. This year's budget will provide the funding needed to maintain this important competitive advantage including \$10 million for temporary permitting support for

state infrastructure projects at the Department of Health and Environmental Control (DHEC), \$5 million for ePermitting projects and \$3.5 million to reduce permit time approval for septic systems. As the state's economy and population continue to rapidly grow, these targeted investments will ensure we are able to keep up with demand and prevent environmental and public health concerns in an efficient taxpayer-friendly manner.



## GOVERNMENT REFORM & TRANSPARENCY

The FY 2022-23 Executive Budget dedicates:

- \$46,656,806 for 2% merit-based pay increases for state employees to be used at the discretion of agency directors;
- \$34,583,426 to in recurring dollars for increased employer contributions to the state pension system;
- \$13,730,000 in non-recurring dollars to end roll-up appropriations and replace them with a competitive grants process;
- \$2,800,000 in recurring dollars to ensure election integrity and to implement the compliance auditor program at the State Election Commission;
- \$1,692,221 in recurring dollars at the State Ethics Commission to bolster the enforcement of the state's ethics laws through expanded investigative capacity;
- \$1,460,118 in recurring dollars to expand the investigative responsibilities at the Office of Inspector General;
- \$225,000 in recurring dollars for critical needs positions at the State Election Commission; and,
- \$200,000 in non-recurring dollars for ethics training for sheriffs at the Law Enforcement Training Council.

***Budgetary Reform.*** Too often, the General Assembly uses the practice of “rolling up” funding in the state’s budget for individual earmarks, pet projects and “pork” commonly intended for local projects in certain legislators’ districts. These projects are placed on lines inside a specific state agency budget and given vague names like “Parks Revitalization” and “Sports Marketing.” While the leadership of the Senate and House of Representatives took unprecedented steps last year by publicly disclosing the sponsors and recipients of earmarked appropriations—a step in the right direction to be sure—more must be done. Each dollar set aside through this process is a dollar of the public’s money. Transparency is of the utmost importance when appropriating the public’s money and proper accountability measures must be enacted to ensure any taxpayer funds are spent for their intended purpose.

In FY 2021-22, Governor McMaster vetoed 226 earmarked appropriations totaling \$152.5 million in “roll up” funds. In his veto, he provided the following explanation:

After decades of overriding the vetoes of successive governors, the leadership of the Senate and House of Representatives took unprecedented steps to require the public disclosure of the sponsors and recipients of earmarked appropriations, all previously shielded from public view, debate, and scrutiny.

However, public transparency must be absolute and uncompromised in order to maintain the public’s trust and confidence in their government. Disclosure of the sponsor and recipient is not enough. The bulk of these earmarked appropriations still lack sufficient context, description, explanation of merit, or justification as to how the recipient intends to spend the funds. Also, no matter how deserving the project, the public must be confident that proper accountability measures are in place to ensure the funds are ultimately spent appropriately by the recipient.”

These vetoes were subsequently overridden by the General Assembly and became law. This has become a routine exercise between governors and the legislature. In July 2021, after the vetoes were overridden, Governor McMaster took additional steps to bolster transparency around earmarked appropriations. The Governor instructed the leaders of the 24 state agencies who received funds allocated for earmarked projects to provide a detailed explanation of how the earmarked funds will be spent by the recipients and the accountability measures in place to ensure proper spending to the Executive Budget. However, more needs to be done.

For the fourth year in a row, this Executive Budget takes steps towards maintaining the public's trust in government by implementing procedures to ensure transparency in the appropriations process – ending rollups and replacing them with a competitive grant appropriation for each agency. Agencies shall establish a process for entities, organizations and individuals to apply for funding. Applications will be required to provide detailed explanation, justification, description and intended use of these funds. Agencies shall also post online all information about grants, the application process, required criteria and award information.

In the future, organizations, festivals, tournaments and other standard recipients of earmarked dollars will apply for these grants and awards will be determined through a competitive, merit-based process established by an agency director. This process will be transparent and accountable to taxpayers. Moreover, it will demonstrate to the people of South Carolina that their money is being spent wisely.

Amounts appropriated will total \$13.7 million. Line-item appropriations are clearly delineated in this budget, as follows:

- Sports Marketing Grants (Department of Parks, Recreation and Tourism [PRT]) - \$6.5 million
- Medical Contracts (Department of Health and Human Services [DHHS]) - \$2 million
- Local Law Enforcement Grants (Department of Public Safety [DPS]) - \$2 million
- Parks Revitalization Grants (PRT) - \$1.5 million
- Historic Preservation Grants (Department of Archives and History) - \$1 million
- Cultural Arts and Theater Grants (Arts Commission) - \$450,000
- Local Fire Department Grants (Department of Labor, Licensing and Regulation [LLR]) - \$280,000

Revenue expenditures should always be listed on the line. The Governor has made clear – if the General Assembly allows these allocations to stand on their own merits, he will issue a veto only where they fail to live up to the standards expected by the taxpayers, who are the true owners of every government brick and building in the state.

***Ethics.*** South Carolinians must trust their representatives, and the state's representatives must demonstrate they are deserving of that trust.

Along with former Attorney General Travis Medlock, Governor McMaster co-chaired the South

Carolina Commission on Ethics Reform and made a series of ethics reform recommendations – some of which have been implemented, and some of which have not. It is the continued goal of the McMaster Administration to see each ethics reform recommendation enacted.

South Carolina needs stronger and expanded investigative authority to improve its ability to investigate how taxpayer funds are spent and influenced. Governor McMaster’s Executive Budget doubles the State Inspector General’s (SIG) budget allowing the agency to hire additional inspectors. Governor McMaster believes the SIG should be given statutory authority to follow state taxpayer dollars wherever they go in order to bolster accountability among any agency, local government, school board, or other organization that receives these funds. He supports legislation introduced in the General Assembly to expand the scope and authority of the SIG, including providing it with subpoena power. Providing an additional \$1.5 million in recurring funds for the SIG and further empowering it to investigate and address allegations of fraud, waste, abuse, mismanagement, misconduct, and wrongdoing will ensure it can follow taxpayer dollars wherever they go.

In another effort to bolster accountability and transparency among the state’s elected officials, the governor’s Executive Budget also doubles the State Ethics Commission’s existing budget by investing an additional \$1.7 million annually. This additional funding will allow the Commission to hire additional investigators, thereby increasing its investigative capabilities and furthering its mission of enforcing the state’s laws on campaign finance, financial disclosure, and lobbying activity.

For the fifth year in a row, the governor’s Executive Budget proposes that anyone paid to influence decisions made by county, city or town councils should be required to register as a lobbyist, just as they are at the state level.

Consistent with this theme and to address and prevent misconduct, this Executive Budget directs \$200,000 to the Law Enforcement Training Council to develop and implement ethics training for all 46 sheriffs across the state. The Executive Budget will also include a proviso that will call for public reporting of those who participated and those who did not. Requiring participation in this coordinated training program will further instill a level of trust between law enforcement and the communities they protect and serve.

To further strengthen the public’s trust in the officials’ it has elected, Governor McMaster also believes Members of the General Assembly should be required to comply with the Freedom of Information Act (FOIA). After all these years, the legislature still shields itself from FOIA requests. If we are to hold all public servants accountable, this self-imposed exemption must end.

Finally, it is imperative that the public has confidence in the integrity of free and fair elections in the state of South Carolina. The FY 2022-23 Executive Budget includes \$3 million in recurring funds for the State Election Commission’s (SEC) Election Integrity and Compliance Audit Program. This funding will support new auditor positions at the SEC and help advance its strategy for compliance with state and federal laws and agency policies by ensuring it has the resources needed to assure county boards of voter registration and election are uniformly abiding by federal and state statutes, as well as SEC regulations and directives.

***Adoption of Shared Services.*** As the issues that face South Carolina’s state government continue to evolve and require new and flexible skill sets, it makes sense to centralize as many back-office and support functions as feasible across the state government enterprise. The South Carolina Department of Administration, our state government’s central administrative agency, is best positioned to lead in the adoption of a shared service model similar to what is frequently used by large organizations in the private sector.

Utilizing a shared services model can reduce needless duplication, fragmentation and the costs associated with it while also promoting consistency in like functions, such as human resources and IT infrastructure, from state agency to state agency. Successfully implementing a shared services model can improve efficiency and productivity by allowing frontline agency staff in our state agencies to focus more time, effort and resources on carrying out their agency’s unique mission. In addition, centralizing shared back-office functions can allow the state to better embrace innovative solutions that can be used from a central hub across the state government.

In this year’s Executive Budget, Governor McMaster is calling for the adoption of shared services models at the Department of Administration to support state agency needs in IT and human resources. This effort includes adopting a shared services program at the Governor’s School for Agriculture, the Governor’s School for the Arts and Humanities and the Governor’s School for Math and Science.

Numerous studies have not only shown the potential for significant cost savings through adopting common shared IT infrastructure through a shared services model, but also cited security concerns with “islands of computing” across numerous state agencies. Adopting a common IT infrastructure allows South Carolina to respond more quickly and effectively to emerging security threats and zero-day security vulnerabilities that pose risks to all agencies. South Carolina’s IT shared services model ensures that modern, well-maintained, and secure infrastructure components allow for agencies to focus on their mission-oriented application environment. A shared IT model can also help agencies complete large IT projects by providing access to project management resources and expertise that often exceed agency IT departments’ in-house capabilities. Adopting a shared IT services model will also allow the state to better leverage its overall buying power. Many South Carolina state agencies use and purchase similar applications and products. Purchasing and managing these items through a shared model will empower the state to more easily share costs, achieve economies of scale and lower the cost to purchase needed IT solutions to the taxpayer. Finally, successfully adopting a shared model will provide the Department of Administration with an opportunity to connect agencies to brokered services available through state contract, which reduces procurement timelines and offers maximum value for the state.

Adopting a shared services model to support state agencies human resources needs has some of the same benefits as a shared IT model. A shared services model can help the state make more data-driven staffing and salary decisions. Supporting state government-wide human resources functions through the Department of Administration will help better evaluate agency compensation, hiring and vacancy trends by allowing for easier comparisons across multiple state agencies. Because of this enhanced ability to make data-driven decisions, and the Department of Administration’s centralized role in human resources, state agency directors must submit formal

plans to the Department of Administration for how they allocate the 2% merit-based pay increase for state employees included in this year's Executive Budget along with their plans for designing and implementing a process to disburse any funds related to state employee recruitment and retention. Doing so will promote consistency and equitability in how these funds are expended and will ensure they are compliant with the State Office of Human Resources' policies and procedures.

***Pensions.*** Governor McMaster has been ringing the alarm bell for years. South Carolina's \$24 billion unfunded pension liability threatens to place unprecedented strain on state government if steps are not taken to address this crisis.

In 2017, Governor McMaster signed into law legislation increasing employee and employer contributions to the South Carolina Retirement System (SCRS) and PORS, an unfortunate but necessary first step to begin reducing the state's unfunded liability. To that end, this Executive Budget includes \$34.6 million to account for this time. However, it is time for the legislature to make some hard decisions and implement systemic reforms to correct this problem.

We must maintain our commitment to the 11.5% of South Carolina's population that relies on state retirement systems, while protecting taxpayers from bearing any additional financial burden caused by inaction or indecision. That means enacting a date-certain transition away from defined benefit pension plans to defined contribution retirement plans for new state employees. This budget includes proviso language which will close enrollment in the South Carolina Retirement System (SCRS) to new members. A person who otherwise would have been required or eligible to become a member of SCRS and employed by the state after December 31, 2022, instead shall join the State Optional Retirement Program (State ORP) administered by the South Carolina Public Employee Benefit Authority (PEBA).

Adopting this reform will require a concerted expenditure of political willpower on behalf of the General Assembly. Yet, it pales in comparison to the cost of inaction, which threatens a much more permanent paralysis.

## HEALTH

The FY 2022-23 Executive Budget dedicates:

- \$150,000,000 in recurring dollars for maintenance of effort annualization at the Department of Health and Human Services (DHHS);
- \$101,773,000 in recurring dollars to maintain the State Health Plan at current levels, with the addition of an adult well visit, and \$100,000,000 million in non-recurring dollars to replenish reserves at PEBA;
- \$39,278,347 in recurring dollars for Caring for South Carolina’s Children at the Department of Social Services;
- \$8,900,000 in recurring dollars to address waiver services and service rates related to the Intellectual Disability/Related Disabilities (ID/RD) waiver operated by the Department of Disabilities and Special Needs (DDSN);
- \$7,501,000 in recurring dollars and \$1,000,000 in non-recurring dollars for the sustainability of addiction crisis efforts at the Department of Alcohol and Other Drug Abuse Services (DAODAS);
- \$5,500,000 in recurring dollars for a second suicide crisis hotline at the Department of Mental Health (DMH); and,
- \$618,000 in recurring dollars to address the utilization increase of early intervention at the Department of Disabilities and Special Needs.

Health care costs during the COVID-19 pandemic have increased across the country as health care systems have experienced unique pressures from nearly every angle. In South Carolina, we took a measured approach to our preparation and response to the COVID-19 pandemic. This approach balanced the need to protect the health and well-being of the public while keeping our economy open. This approach embraced innovation across the healthcare delivery system through the adoption of telehealth and other means to provide access to care while protecting both health care providers and patients. This balanced strategy helped prevent South Carolina from experiencing hospitals and health care systems that were stretched beyond their capacity.

Looking ahead, it is clear targeted investment in our healthcare system is warranted. While we did not experience overwhelmed emergency rooms as some states did, the pandemic has contributed to a shortage of healthcare providers—particularly among nurses—and caused fluctuations in the typical health care cost cycle as many put off having elective procedures performed during the first year of the pandemic. This Executive Budget includes \$101.8 million in recurring funds and \$100 million in non-recurring funding needed to maintain the State Health Plan at current levels and replenish the plan’s reserve account as a result of increasing health care costs. This funding will also support the addition of an annual adult well visit for state employees.

We also know the pandemic has had adverse effects on the mental health of many South Carolinians, including our children. To address these topics and support healthy outcomes for South Carolinians, Governor McMaster’s Executive Budget calls for targeted investment to shore up our healthcare system and address specific needs with an emphasis on investing in behavioral health and the well-being of children across the state.

***Behavioral Health.*** Suicide and drug overdose deaths have spiked both nationally and in South Carolina over the last two years. Suicide is among the top three causes of death for those under the age of 35 both in South Carolina and nationally. According to the Centers for Disease Control and Prevention (CDC), emergency department visits for suspected suicide attempts among adolescents increased 31% in 2020, compared with 2019. The national number of reported fatal overdoses is now at an all-time high and opioid-related overdose deaths in South Carolina are up 53% from 2020 according to the CDC. This Executive Budget includes funding to support behavioral health care in South Carolina including allocating \$8.5 million in funding for addiction crisis efforts at DAODAS, which more than doubles the funding level from the previous budget, and \$5.5 million for additional suicide crisis resources at DMH.

The \$8.5 million in funding for DAODAS will help address the current addiction crisis by ensuring continued access to essential treatment services, reducing unmet treatment need, and reducing overdose-related deaths through the provision of prevention, intervention, treatment, and recovery activities for opioid use disorder (including prescription opioids as well as illicit drugs such as heroin and fentanyl).

Successful interventions and treatment lead to substantial improvements in a number of areas, including reduction of drug use, increased personal health and social function, and reduction in threats to public health and safety. DAODAS has wisely used short-term federal resources to help build on existing substance use prevention and treatment activities, as well as community-based recovery support services to advance substance misuse prevention. The funds in the Executive Budget will help sustain the capacity of the chronic care model developed by DAODAS and support maintaining and expanding prevention, intervention, treatment, and recovery services, particularly in rural areas and areas with high need.

The \$5.5 million in funding for DMH will fund the new “988” nationwide suicide crisis call center to meet South Carolina’s COVID-19-related increase of crisis calls. Even prior to the pandemic, South Carolina’s suicide crisis call center was unable to answer all of the calls to the national suicide prevention lifeline from the state, resulting in routing a percentage of those callers to call centers in other states. With the onset of the pandemic, the number of persons experiencing behavioral health problems rose dramatically. In a January 2021 survey, over 40% of American adults reported symptoms of depression or anxiety, up from 11% in the first half of 2019. During the pandemic, the proportion of children emergency department visits related to mental health also increased substantially. This targeted funding will support 50 mobile crisis clinicians who will cover all 46 counties in South Carolina along with call center staffing, infrastructure for the crisis center and other recurring operating expenses.

***Supporting a Healthy Start to Life.*** Protecting South Carolina’s young people and vulnerable adults is one of the most important duties with which we are tasked in state government. It is imperative to South Carolina’s future that it invest strategically in ensuring that the state’s children have access to quality care that gives them the best opportunity for a healthy start to life.

In South Carolina, approximately 60% of children receive health care coverage through DHHS’ Healthy Connections Medicaid program. Similarly, the Medicaid program pays for about 60% of

births in the state and about 60% of those covered by the state's Medicaid program are children. This Executive Budget includes an increase of \$150 million in recurring state funds to keep up with increasing health care costs and maintain the state's Medicaid program at its current level to continue to provide access to quality health care services for those enrolled in the Medicaid program.

Prior to the COVID-19 pandemic, 2 out of 3 South Carolina children with a treatable mental illness did not receive treatment from a mental health professional. As discussed in this section of the Executive Budget, the state's mental health needs have continued to grow with increased levels of stress, anxiety and isolation that have accompanied the COVID-19 pandemic. The increased demand for behavioral health services is likely to extend beyond the COVID-19 pandemic. This targeted investment in the health care program that covers the majority of the state's children will support DHHS' ability to maintain access to covered services through the state's existing provider network for the traditional population currently enrolled in Medicaid.

The FY 2022-23 Executive Budget provides all funds requested by the Department of Social Services as required in the federal Child and Family Service Review Program Improvement Plans and as needed to continue the State's ability to draw down federal dollars under the Social Security Act. The funds include the funding of 286.00 full-time equivalent staff, of which 215.58 are funded with state general fund dollars and 70.42 with federal funds, to support programs and services to children in foster care and families.

The funds include support for the following: expansion of prevention programs; activities to comply with the federal Family First Prevention Services Act; expansion of kinship care to include fictive kin; treatment services for children, youth, and families; extension of foster care services for young adults aged 18 to 21 who transition from foster care to adulthood; implementation of a comprehensive health care plan for children in foster care, to include physical, dental, and mental health services; training to equip foster parents with the knowledge and skills to address the needs of children in foster care; implementing an evidence-informed assessment tool to capture assessment information for placement and service planning; developing a care continuum model that allows providers flexibility in designing services for children and families; hiring additional case managers and related staff; enhancement of the child welfare data system; and salary increases for case managers.

Finally, South Carolinians' tax dollars must not be funneled to organizations that do not represent South Carolina values or priorities. For the fifth year in a row, Governor McMaster's Executive Budget includes a proviso preventing taxpayer dollars from flowing to abortion providers like Planned Parenthood. There are a variety of agencies, clinics, and medical entities in South Carolina that receive taxpayer funding to offer important women's health and family planning services without performing abortions. South Carolinians do not want their money spent that way; this budget safeguards against spending tax dollars in a manner that is contrary to the values we hold dear.

***Supporting Those with Special Needs.*** To further support South Carolina's vulnerable citizens, this year's Executive Budget includes an additional \$8.9 million in recurring dollars for waiver services and service rates related to the ID/RD waiver program that is administered by DHHS and



operated by DDSN. The ID/RD waiver provides the opportunity for those with an intellectual disability or a related disability to remain independent by receiving medical services in their home and community rather than in a facility.

The timing of this targeted investment aligns with the required five-year renewal of the waiver, which was submitted in 2021 with a requested effective date of Jan. 1, 2022, and a payment system transition for waiver providers that will enable them to bill DHHS directly for services, which will improve efficiency, transparency and delivery system productivity. Together, this funding and these efforts will help DDSN and DHHS take a leap forward in delivering waiver services to South Carolinians with special needs and help reduce the current waiting list for those with a qualifying disability who are not currently able to access waiver services, which included 13,539 individuals as of November 2021.

## **LAW ENFORCEMENT, PUBLIC SAFETY AND VETERANS**

The FY 2022-23 Executive Budget dedicates:

- \$17,000,000 in non-recurring dollars for the Emergency Response Task Force at the South Carolina Department of Labor, Licensing and Regulation (LLR);
- \$10,000,000 in non-recurring dollars for the military enhancement fund at the Department of Veterans' Affairs;
- \$8,769,012 in recurring dollars to annualize funding for the school resource officer program at the South Carolina Department of Public Safety (DPS);
- \$5,000,000 in non-recurring dollars for the Urban Search and Rescue (USAR) Task Force at LLR;
- \$4,500,000 in recurring dollars for armory revitalization funding and armory operations funding at the Adjutant General's Office;
- \$4,259,334 in recurring dollars for State Veterans Nursing Homes at the Department of Mental Health;
- \$4,200,000 in non-recurring dollars for repairs at the Olympia Armory at the Adjutant General's Office;
- \$2,429,800 in non-recurring dollars for new personnel equipment at the South Carolina Law Enforcement Division (SLED);
- \$1,594,413 in recurring dollars for a new class of law enforcement and operations at the Department of Natural Resources;
- \$1,391,046 in recurring dollars for recruitment and retention at the Department of Probation, Parole and Pardon Services (PPP);
- \$1,148,857 in recurring dollars for law enforcement rank change at SLED;
- \$1,078,988 in recurring dollars for Axon Body-Worn Camera (BWC) rotation at DPS;
- \$1,000,000 in recurring dollars for the State Fire Marshal at LLR;
- \$850,000 in non-recurring dollars for Emergency Medical Technicians (EMT) tuition assistance at LLR;
- \$642,186 in recurring dollars to expand the domestic violence program at PPP;
- \$545,565 in non-recurring dollars for body-worn cameras at PPP;
- \$540,910 in recurring dollars to expand the mental health program at DPS;
- \$425,000 in non-recurring dollars for fire support at the Forestry Commission;
- \$250,000 in non-recurring dollars for Local Law Enforcement Accreditation at DPS;
- \$157,992 in recurring dollars and \$8,000 in non-recurring dollars to expand the Military Base Task Force at the Department of Veterans' Affairs; and,
- \$108,548 in recurring dollars to enforce laws against animal fighting at SLED.

***Law Enforcement and Public Safety.*** There has never been a more difficult time to be in law enforcement or a more important time to support those who have chosen to serve in law enforcement. Over the past two years, police officers in America have been subjected to a disgraceful level of disrespect and abuse – from both sides of the political aisle. At the same time,

we have seen a nationwide spike in violent crime that has led to the largest single-year increase in the murder rate in more than 100 years according to the CDC.

Governor McMaster's top priority is keeping South Carolinians safe. The first step is maintaining a robust law enforcement presence – and funding the police. The FY 2022-23 Executive Budget makes a significant investment in law enforcement recruitment and retention, dedicating \$30.9 million in new, recurring dollars across agencies for pay and step increases, and a 2 percent merit-based pay increase for law enforcement officers. This includes officers at: SLED, the Law Enforcement Training Council, DPS, the Department of Corrections (SCDC), PPP, DNR, and the Department of Juvenile Justice (DJJ).

The safety of South Carolina's law enforcement officers, as well as maintaining levels of trust and transparency between law enforcement and the communities they serve, is of paramount importance. To support both priorities, this Executive Budget includes investments in officer body-worn cameras and protective vests for officers. This investment, which includes \$20 million for body camera and vest grants and \$1.1 million in recurring state funds for body cameras, will support a wholesale migration to new equipment and expedite implementation of body-worn cameras. Purchasing this equipment and these services through state contract will address technological issues, provide warranty/maintenance and lower annual licensing and storage fees by using a shared services approach that will result in lower cost to the state.

To further promote transparency and ensure equitable pay across the law enforcement community, Governor McMaster's Executive Budget includes a proviso directing the Department of Administration to conduct a review of salaries across all law enforcement agencies. Law enforcement officers throughout our state and, in particular, in our state agencies, must be compensated properly and competitively. However, if increases for these agencies and others are not appropriated strategically, it will only further disparities among our state agencies and potentially cause more turnover as state agencies compete for officers. This thorough review will provide a holistic view of compensation and salary needs across each of the state's law enforcement agencies.

While directly supporting law enforcement financially is important, the spike in levels of stress, anxiety and behavioral issues that have resulted from the COVID-19 pandemic also have the potential to negatively impact public safety. According to the *American Journal of Emergency Medicine*, domestic violence cases increased by 25-33% globally in 2020. To address these community-based issues, this Executive Budget also dedicates resources to expand the domestic violence program at PPP, the mental health program at DPS and the animal fighting enforcement program at SLED.

In addition, this budget includes a proviso removing the \$10,000 retirement cap for anyone enrolled in PORS, which limits the pay of retirees who return to work for state or local agencies. In previous budgets, Governor McMaster has pledged to place a school resource officer in every school, in every county – all day, every day. Removing this cap will incentivize retired law enforcement to return to work in schools and in other law enforcement organizations to help us ensure that all our people are safe.

***Emergency Response.*** A key component of Governor McMaster’s commitment to keeping South Carolinians safe is ensuring the state has a collaborative and coordinated disaster preparedness and emergency response and recovery plan in place before emergencies or natural disasters occur. This year’s Executive Budget includes targeted investment to support state and local fire departments, EMTs, the Department of Natural Resources (DNR) and the Forestry Commission.

This Executive Budget includes an investment of \$17 million for the Emergency Response Task Force at LLR to aid local fire departments in the event of a fire, technical rescue situation, flood or other weather event that overwhelms the capacity of the local response. This investment will support the task force’s five regional collapse search and rescue teams located in Myrtle Beach, Charleston, Beaufort, Columbia and Greenville. These regional teams are hosted by local fire departments and do not currently receive dedicated funding from the state to maintain their response teams or equipment, most of which was purchased with initial funding from U.S. Department of Homeland Security grants following the events of September 11, 2001. These regional teams are critical to the state’s ability to respond to large scale emergencies and updating and responsibly replacing equipment will ensure the effectiveness of the state's ability to respond to regional and statewide emergencies.

The USAR Task Force at LLR to assist serving as a statewide leader in minimizing fire loss and death, providing comprehensive and safe training for South Carolina's fire and emergency services, and responding to state emergencies and disaster-related events. This budget includes \$5 million to support USAR and \$1 million in recurring state funding for the State Fire Marshal at LLR to maintain the team or its cache of equipment. Task Force 1 has more than 15,000 pieces of equipment, with an estimated value of over \$5 million. This investment will support proper maintenance of current equipment and support the replacement of aged, worn, damaged and obsolete equipment in the future.

To support the training of additional EMTs in South Carolina, the budget includes an investment of \$850,000 to support tuition assistance for EMTs at LLR. This targeted investment will allow the South Carolina Fire Academy to offer tuition-free basic EMT courses for the next two years. The South Carolina Fire Academy is the only training entity in South Carolina that is certified by DHEC to teach Basic EMT in all 46 counties. The academy teaches courses on campus and through its regional delivery system and currently has the least expensive tuition for EMT training and the highest pass rate on the National Registry of EMTs exam. This targeted investment will support the training of 850 EMTs over the next two years.

Finally, the FY 2022-23 Executive Budget calls for an investment of \$425,000 to provide aerial support to help the Forestry Commission detect wildfires in rural areas and to help firefighters fight wildfires safely by keeping them aware of hazards and changing fire conditions. This targeted investment will help the Forestry Commission maintain its aircraft and replace aging aircraft, which will reduce maintenance costs, improve safety for agency pilots and increase the reliability of air operations.

***Military and Veterans.*** South Carolina is a proud military state. We have more than 50,000 active duty and reserve members of the military, eight major military installations and more than

400,000 veterans in South Carolina. Additionally, 50% percent of all soldiers entering the Army each year come through Fort Jackson and more than 50% of marines come through Parris Island annually.

Governor McMaster was proud to work with the General Assembly to support legislation creating the South Carolina Department of Veterans' Affairs. Veterans in South Carolina now have a gubernatorial-appointed secretary leading this cabinet-level agency to act as their advocate on the state and federal level. In the agency's second year of existence, this Executive Budget provides \$1.5 million in combined recurring and non-recurring dollars to continue efforts to stand-up this critical new agency. In addition to the funds dedicated to the South Carolina Department of Veterans' Affairs, Governor McMaster's Executive Budget calls for \$4.2 million in recurring state funding to support State Veterans Nursing Homes at the Department of Mental Health (DMH). This funding will provide quality mental health services for veterans in need at the Richard M. Campbell State Veterans Nursing Home in Anderson, Veteran Village Nursing Home in Florence and Palmetto Patriot's Nursing Home in Gaffney.

The FY 2022-23 Executive Budget also provides \$6.2 million in lottery funds to further expand the South Carolina National Guard College Assistance Program (SCNG CAP). Currently, SCNG CAP offers financial assistance to members of the South Carolina Army and Air National Guard as an incentive for enlisting or remaining for a specified period in either body. Recipients may receive up to a maximum of \$4,500 for the Army National Guard and up to a maximum of \$9,000 for the Air National Guard per academic year, with the cumulative total not to exceed \$18,000. In many cases, the cumulative total of \$18,000 is not sufficient to cover all tuition costs at our state institutions of higher education. This Executive Budget includes a proviso increasing the cumulative total from \$18,000 to \$22,000, which ensures SCNG CAP recipients will have all of their tuition covered.

In addition to supporting those who dedicate their time and effort to our service, this funding will serve as an incentive for enlisting or remaining enlisted for a specified period of time and may encourage additional enrollment at in-state institutions of higher education. This would further support the workforce needs of our state's booming economy while creating additional career opportunities for those who serve.

Finally, this Executive Budget includes significant funding for facility repair and construction, including a \$10 million investment in the military enhancement fund at the Department of Veterans' Affairs to improve military base operational capacity and improve the quality of life of military families. This budget also supports the Adjutant General's Office by investing \$4.2 million to repair the historic Olympia Armory, which supports the State Guard, and an additional \$4.5 million in recurring dollars to complete facility renovations, eliminate the backlog of deferred maintenance and operate our state's 63 armories.

## ENERGY AND ENVIRONMENT

The FY 2022-23 Executive Budget dedicates:

- \$17,000,000 in non-recurring dollars for the Disaster Relief and Resilience Reserve Fund at the Office of Resilience;
- \$15,000,000 in non-recurring dollars for fish hatcheries and maintenance and repair of state lakes at DNR;
- \$14,500,000 in non-recurring dollars for conservation grants at the Conservation Land Bank;
- \$8,772,000 in non-recurring dollars for marine infrastructure at DNR;
- \$1,043,516 in recurring dollars for inland fisheries and staffing and operations at state lakes at DNR;
- \$861,000 in recurring dollars and \$8,820,000 in non-recurring funds for water planning, monitoring, and mapping at DNR;
- \$812,762 in recurring dollars and \$179,534 in non-recurring dollars for enhanced stormwater compliance at DHEC; and,
- \$598,878 in recurring dollars for dam safety at DHEC.

South Carolina is blessed with some of the most beautiful natural resources in the world along with a vibrant economy that receives significant inputs from tourism related to its pristine resources and its adoption of innovative energy solutions. Governor McMaster was recently elected Chairman of the Southern States Energy Board, and his FY 2022-23 Executive Budget calls for significant investment to promote an “all of the above” energy strategy and environmental conservation, preservation and resilience. Key components of this strategy include embracing innovative technologies that drive growth; create jobs; and, provide reliable, affordable, and sustainable energy solutions. This budget reflects this commitment through an investment of \$24 million for the purchase of energy efficient school buses; a pledge to no longer purchase school buses that rely on fossil fuel; targeted investments in conservation, preservation and resilience; and Governor McMaster’s continued, steadfast opposition to oil exploration off the coast of South Carolina.

***Resilience.*** Last year, South Carolina escaped the wrath of a major hurricane. We know from both recent—and not so recent—history how hurricanes and major flooding events can devastate our communities. In South Carolina, four major flooding disasters occurred between 2012 and 2018. Collectively, these events resulted in 37 deaths and damage to nearly 150,000 homes. Financially, the cost exceeded \$800 million, with an estimated total loss of \$320 million in tourism dollars.

In 2018, Governor McMaster created the South Carolina Floodwater Commission. Thousands of hours of volunteerism went into producing a report which endeavors to address our many challenges in a balanced, holistic manner. One of the top recommendations: consolidating flood response under a single entity.

S. 259, passed by the General Assembly and signed by the Governor in 2020, created the South Carolina Office of Resilience, to be governed by a Chief Resilience Officer appointed by the

Governor who will develop, implement, and maintain the Statewide Resilience Plan with the goal of coordinating statewide resilience and disaster recovery efforts with federal, state, local and non-governmental entities. Much like Governor McMaster's broader priority related to targeted investments in strategic reserve funds, the 2022-23 Executive Budget also proposes \$17 million to supplement the Disaster Relief and Resilience Reserve Fund so the agency can complete its mission to maintain a sufficient buffer in the event of a large-scale disaster.

Beyond the work underway at the Office of Resilience, many Floodwater Commission recommendations have yet to be implemented. We must address deferred maintenance of our state's drainage systems and dams. We must plant more native vegetation – to deter erosion and aid in groundwater infiltration. We must protect, replenish and expand our marshes. This year's Executive Budget calls for \$9.7 million for water planning, monitoring, and mapping at DNR. These funds will support flood mitigation and basin planning already underway in the Edisto Basin and planned efforts in the Broad and Pee Dee River basins. Funding from the Executive Budget will also support the work of the eight basin advisory councils that will develop the state water plan from the bottom up with the help of stakeholders. The state's surface water models were based on 2013 data. A five-year update with the help of outside subject matter experts is needed to ensure regional water plans are developed based on the most accurate and up-to-date water availability information. Finally, the state's dams continue to require additional funding to address safety concerns. More than 30% of high hazard dams and more than 37% of significant hazard dams have been rated in poor or unsatisfactory condition in South Carolina. As appropriated funding for emergency dam actions following the historic flooding of 2015 winds down, additional funding is required to address dam conditions in the state. The Executive Budget calls for nearly \$600,000 in recurring funds to increase staffing to assist and develop emergency action plans.

Finally, the FY 2022-2023 Executive Budget calls for investing nearly \$1 million in enhanced stormwater compliance at DHEC. Complaints related to stormwater runoff have nearly doubled since 2019. In response to this surge in complaints, DHEC's stormwater permitting staff have been redirected to address complaints, which has increased the processing timeframe for permits and could lead to additional compliance issues while also slowing economic development. This funding will support eight new positions and more efficient training tools.

***Conservation, Preservation and Maintenance.*** Governor McMaster's Executive Budget dedicates considerable funding to the conservation and protection of our state's beautiful natural resources and historic properties. Governor McMaster's commitment to conserving as much land as possible in South Carolina coupled with his commitment to invest in resilience will improve the quality of life in South Carolina. Investing \$14.5 million in conservation grants at the Conservation Land Bank will help preserve and conserve significant natural resource lands, wetlands, historical and archaeological properties and urban parks for future generations to enjoy.

The FY 2022-23 Executive Budget also proposes \$16 million in additional funding for fisheries and state lakes. This funding will improve and restore infrastructure at DNR's freshwater fish hatcheries and its state lakes, many of which have not undergone major renovations or updating since they were built.

Together, these efforts in support of conservation and resilience, along with Governor McMaster's commitment of ARPA funds, will help improve South Carolinians' quality of life by supporting South Carolinians ability to enjoy our state's vast natural resources, ensuring consistent access to safe drinking water and helping prepare for and mitigate damage from future natural disasters.



This page intentionally blank.

This page intentionally blank.



# Statewide Enterprise Strategic Objectives

This page intentionally blank.

# Statewide Strategic Objectives

South Carolina Government has a number of goals, priorities and key initiatives that transcend agency and other organizational boundaries. These enterprise-level strategic objectives seek to capture the core functions and responsibilities of state government into five strategic areas. They provide important input into agencies' planning processes, serve as a baseline for assessing progress on key issues and require cooperative efforts in order to affect performance in a meaningful way.

## Education, Training and Human Development

- **Improve educational infrastructure to elevate the levels of educational preparedness of every South Carolinian to lead a healthy and productive life, including success in a job or career and in the community.**

## Healthy and Safe Families

- **Enhance public well-being by delivering efficient and cost-effective public health and support services.**

## Maintaining Safety, Integrity and Security

- **Protect the safety, integrity and security of statewide public resources, infrastructure and citizens including timely response to emergencies and disasters.**

## Public Infrastructure and Economic Development

- **Build a world-class and safe public infrastructure to enhance the quality of life of our citizens and to promote the state in global competitiveness as a location for business, investment, talent, innovation and visitors.**

## Government and Citizens

- **Deliver a government that serves the needs of South Carolinians and achieves inter-agency collaboration to deliver highly effective, efficient and innovative programs.**

**Note:**

Copies of each agency's Accountability Report and Strategic Plan may be found at:

<https://admin.sc.gov/budget/accountability>

This page intentionally blank.



# Financial Overview

## Financial Overview

GENERAL FUND – RECURRING	
<b>SOURCES:</b>	
Sales and Use Tax.....	\$ 3,708,694,000
Individual Income Tax.....	5,333,296,000
Corporate Income Tax.....	528,092,000
Other Recurring Sources.....	1,151,721,000
	10,721,803,000
Less: Income Tax Revenues Credited to the Tax Relief Trust Fund (§11-11-150).....	(661,952,631)
Net General Fund Revenues.....	\$ 10,059,850,369
<b>USES:</b>	
General Fund Appropriations.....	\$ 10,059,850,369
GENERAL FUND – NONRECURRING	
<b>SOURCES:</b>	
FY2020-21 Contingency Reserve Fund .....	\$ 1,023,777,259
FY2020-21 Debt Service Lapse.....	\$ 16,832,497
FY2021-22 Litigation Recovery.....	\$ 52,638,499
FY2021-22 Surplus Adjustment due to Income Tax Reduction.....	\$ (8,814,000)
FY2021-22 Projected General Fund Surplus.....	986,651,150
	\$ 2,071,085,405
<b>USES:</b>	
Transfer to General Reserve Fund (§11-11-310).....	\$ 64,024,852
Nonrecurring Appropriations.....	\$ 1,507,060,553
Rainy Day Reserve Fund.....	\$ 500,000,000
	\$ 2,071,085,405
CAPITAL RESERVE FUND	
<b>SOURCES:</b>	
Funds Appropriated to the FY2020-21 Capital Reserve Fund, Part IA, Section 107, FY2020-21 General Appropriations Act.....	\$ 183,584,490
<b>USES:</b>	
Capital Reserve Fund Appropriations.....	\$ 183,584,490
EDUCATION IMPROVEMENT ACT	
<b>SOURCES:</b>	
Recurring:	
Education Improvement Act Sales Tax.....	\$ 990,684,000
<b>USES:</b>	
EIA Appropriations.....	\$ 990,684,000
EDUCATION LOTTERY EXPENDITURE ACCOUNT	
<b>SOURCES:</b>	
Recurring:	
Lottery Proceeds.....	\$ 520,100,000
Investment Earnings.....	4,500,000
Unclaimed Prizes.....	20,000,000
Nonrecurring:	
FY2021-22 Estimated Revenue Surplus.....	21,300,000
	Total: \$ 565,900,000
<b>USES:</b>	
Lottery Appropriations.....	\$ 565,900,000



STATEMENT OF REVENUES  
ESTIMATE OF GENERAL, SCHOOL, TRANSPORTATION,  
EDUCATION IMPROVEMENT ACT AND EDUCATION LOTTERY REVENUES  
FISCAL YEAR 2022-23

	Appropriations Act	Board of Economic Advisors Estimate FY 2022-23 November 10, 2021	Governor's Estimate FY 2022-23
	FY 2021-22	November 10, 2021	
<b>General Fund Revenues:</b>			
Sales and Use Tax.....	\$ 3,418,454,000	\$ 3,708,694,000	\$ 3,708,694,000
Individual Income Tax.....	5,064,135,000	5,531,128,000	5,333,296,000
Corporate Income Tax.....	465,900,000	528,092,000	528,092,000
Insurance Taxes.....	256,190,000	330,380,000	330,380,000
Admissions Tax.....	30,746,000	33,927,000	33,788,000
Aircraft Tax.....	1,250,000	-	-
Alcoholic Liquor Tax.....	87,899,000	97,061,000	97,061,000
Bank Tax.....	32,000,000	42,180,000	42,180,000
Beer and Wine Tax.....	115,434,000	116,461,000	116,461,000
Business Filing Fees.....	8,578,000	9,773,000	9,773,000
Circuit & Family Court Fines.....	5,500,000	5,670,000	5,670,000
Corporation License Tax.....	101,200,000	167,072,000	167,072,000
Deed Recording Fee.....	88,433,000	98,339,000	98,339,000
Earned on Investments.....	82,500,000	75,000,000	75,000,000
Indirect Cost Recoveries.....	15,939,000	19,222,000	19,222,000
Motor Vehicle Licenses.....	12,215,645	12,303,000	12,303,000
Nursing Home Licenses/Fees.....	3,600,000	3,500,000	3,500,000
Parole & Probation Supervision Fees.....	3,393,000	3,393,000	3,393,000
Private Car Lines Tax.....	7,008,000	7,187,000	7,187,000
Public Service Authority.....	17,450,000	17,135,000	17,135,000
Purchase Card Rebates.....	3,089,000	3,352,000	3,352,000
Record Search Fees.....	4,461,000	4,461,000	4,461,000
Savings & Loan Association Tax.....	1,273,000	1,100,000	1,100,000
Security Dealer Fees.....	29,701,000	32,336,000	32,336,000
Tobacco Tax.....	29,280,000	27,693,000	27,693,000
Unclaimed Property Fund Transfer.....	15,000,000	15,000,000	15,000,000
Workers' Compensation Insurance Tax.....	9,382,000	12,950,000	12,950,000
Other Source Revenues.....	11,249,554	16,365,000	16,365,000
Subtotal.....	9,921,260,199	10,919,774,000	10,721,803,000
Less: Income Tax Revenues Credited to Tax Relief Trust Fund (§11-11-150).....	(650,023,221)	(661,952,631)	(661,952,631)
<b>Total General Fund Revenues.....</b>	<b>9,271,236,978</b>	<b>10,257,821,369</b>	<b>10,059,850,369</b>
<b>Education Improvement Act Fund Revenues.....</b>	<b>894,400,000</b>	<b>990,684,000</b>	<b>990,684,000</b>
<i>Nonrecurring:</i>			
Estimated FY2020-21 EIA Surplus.....	92,885,024	-	-
Estimated FY2021-22 EIA Surplus.....	-	89,101,000	89,101,000
<b>Total Education Improvement Act Fund Revenues.....</b>	<b>987,285,024</b>	<b>1,079,785,000</b>	<b>1,079,785,000</b>
<b>Transportation Fund Revenues.....</b>	<b>2,479,624,237</b>	<b>-</b>	<b>2,535,943,336</b>
<b>Education Lottery Account Revenues.....</b>	<b>523,300,000</b>	<b>544,600,000</b>	<b>544,600,000</b>
<i>Nonrecurring:</i>			
FY2020-21 Projected Surplus Lottery Proceeds.....	73,900,000	-	-
FY2021-22 Projected Surplus Lottery Proceeds.....	-	21,300,000	21,300,000
<b>Total Education Lottery Account Revenues.....</b>	<b>597,200,000</b>	<b>565,900,000</b>	<b>565,900,000</b>
<b>Total Estimated Revenues (§11-11-410)</b>	<b>\$ 13,985,369,460</b>	<b>\$ 12,565,459,000</b>	<b>\$ 14,903,431,336</b>

This page intentionally blank.



# **EIA, Lottery, CRF, and Nonrecurring Recommendations**

EDUCATION IMPROVEMENT ACT	FY 2021-22 H.4100	FY 2022-23 Executive Budget	Notes
---------------------------	----------------------	--------------------------------	-------

**A. STANDARDS, TEACHING, LEARNING, ACCOUNTABILITY**

**1. Student Learning**

Industry Certifications/Credentials	\$ 3,000,000	\$ 3,000,000	
Adult Education	\$ 15,073,736	\$ 20,073,736	1
Aid to Districts	\$ 24,401,779	\$ 24,401,779	
Students at Risk of School Failure	\$ 79,551,723	\$ 79,551,723	
Arts Curricula	\$ 1,487,571	\$ 1,487,571	
Career & Technology Education	\$ 20,072,135	\$ 30,072,135	2
Summer Reading Camps	\$ 7,500,000	\$ 7,500,000	
Reading Coaches	\$ 9,922,556	\$ 16,339,507	Transfer from General Fund
EEDA	\$ 8,413,832	\$ 8,413,832	
<b>Subtotal:</b>	<b>\$ 169,423,332</b>	<b>\$ 190,840,283</b>	

**2. Student Testing**

Assessment/Testing	\$ 27,261,400	\$ 27,261,400	
<b>Subtotal:</b>	<b>\$ 27,261,400</b>	<b>\$ 27,261,400</b>	

**3. Curriculum & Standards**

Classified Positions	\$ 126,232	\$ 126,232	
Other Personal Service	\$ 4,736	\$ 4,736	
Other Operating Expenses	\$ 41,987	\$ 41,987	
Reading	\$ 3,271,026	\$ 3,271,026	
Instructional Materials	\$ 20,922,839	\$ 26,913,839	3
<b>Subtotal:</b>	<b>\$ 24,366,820</b>	<b>\$ 30,357,820</b>	

**4. Assistance, Intervention, & Reward**

School Safety Program	\$ 13,000,000	\$ -	Transfer to General Fund for SRO's
Student Health and Fitness - School Nurses	\$ 5,577,165	\$ 5,577,165	
EAA Technical Assistance	\$ 23,801,301	\$ 23,801,301	
PowerSchool/Data Collection	\$ 7,500,000	\$ 10,700,000	As requested by SCDE
School Value Added Instrument	\$ 1,400,000	\$ 1,400,000	
<b>Subtotal:</b>	<b>\$ 51,278,466</b>	<b>\$ 41,478,466</b>	

**B. Early Childhood**

Alloc EIA - 4 YR Early Childhood	\$ 11,513,846	\$ 11,513,846	
CDEPP - SCDE	\$ 53,225,118	\$ 59,208,167	Transfer from General Fund
<b>Subtotal:</b>	<b>\$ 64,738,964</b>	<b>\$ 70,722,013</b>	

**C. TEACHER QUALITY**

**1. Retention & Reward**

Teacher of the Year Award	\$ 155,000	\$ 155,000	
Teacher Quality Commission	\$ 372,724	\$ 372,724	
Teacher Salary Supplement	\$ 181,230,766	\$ 181,230,766	
Teacher Supplies	\$ 14,721,500	\$ 15,932,000	4
Teacher Salary Supplement – Fringe/Employer Cont.	\$ 43,533,934	\$ 47,542,934	1% Employer Contributions increase
National Board Certification	\$ 44,500,000	\$ 44,500,000	
Rural Teacher Recruitment	\$ 9,748,392	\$ 9,748,392	
<b>Subtotal:</b>	<b>\$ 294,262,316</b>	<b>\$ 299,481,816</b>	

**2. Professional Development**

Professional Development	\$ 2,771,758	\$ 2,771,758	
ADEPT	\$ 873,909	\$ 873,909	
<b>Subtotal:</b>	<b>\$ 3,645,667</b>	<b>\$ 3,645,667</b>	

**D. LEADERSHIP**

Classified Positions	\$ 4,426,719	\$ 4,426,719	
Other Personal Service	\$ 84,700	\$ 84,700	
Other Operating Expenses	\$ 3,648,123	\$ 3,648,123	
Technology	\$ 12,271,826	\$ 12,271,826	
<b>Subtotal:</b>	<b>\$ 20,431,368</b>	<b>\$ 20,431,368</b>	

**E. EIA EMPLOYER CONTRIBUTIONS**

Employer Contributions	\$ 1,397,821	\$ 1,397,821	
<b>Subtotal:</b>	<b>\$ 1,397,821</b>	<b>\$ 1,397,821</b>	

EDUCATION IMPROVEMENT ACT	FY 2021-22 H.4100	FY 2022-23 Executive Budget	Notes
---------------------------	----------------------	--------------------------------	-------

**F. PARTNERSHIPS**

**2. Other Agencies & Entities**

Literacy and Distance Learning (P360)	\$ 415,000	\$ 415,000	
Reach Out and Read (A850)	\$ 1,000,000	\$ 1,000,000	
S.C. Youth Challenge Academy (E240)	\$ 1,000,000	\$ 1,000,000	
Arts Education Programs (H910)	\$ 1,170,000	\$ 1,170,000	
Education Oversight Committee (A850)	\$ 1,793,242	\$ 1,793,242	
Science PLUS (A850)	\$ 563,406	\$ 563,406	
STEM Centers SC (H120)	\$ 1,750,000	\$ 3,250,000	5
Teach for America South Carolina (A850)	\$ 2,000,000	\$ 2,000,000	
Gov. School for Arts & Humanities (H630)	\$ 1,769,220	\$ 1,843,299	Special Schools Teacher Salary
Wil Lou Gray Opp. School (H710)	\$ 765,463	\$ 777,987	Special Schools Teacher Salary
School for Deaf & Blind (H750)	\$ 8,212,181	\$ 8,341,534	Special Schools Teacher Salary
Dept. of Disabilities & Special Needs (J160)	\$ 408,653	\$ 408,653	
S.C. Council on Economic Education (H270)	\$ 300,000	\$ 300,000	
John de la Howe School (L120)	\$ 463,817	\$ 489,165	Special Schools Teacher Salary
Clemson Agriculture Education Teachers (P200)	\$ 1,210,055	\$ 1,278,467	Special Schools Teacher Salary
Center for Educational Partnerships (H270)	\$ 715,933	\$ 2,215,933	6
Centers of Excellence (H030)	\$ 1,137,526	\$ 1,137,526	
Teacher Recruit Program (H030)	\$ 4,243,527	\$ 4,243,527	
Teacher Loan Program (E160)	\$ 5,089,881	\$ 5,089,881	
BabyNet Autism Therapy (J020)	\$ 3,926,408	\$ 3,926,408	
Call Me Mister (H120)	\$ 500,000	\$ 500,000	
Regional Education Centers (P320)	\$ 1,952,000	\$ 4,952,000	7
Family Connection S.C. (H630)	\$ 300,000	\$ 300,000	
Gov. School for Math & Science (H630)	\$ 1,374,385	\$ 1,455,235	Special Schools Teacher Salary
Center for Educ. Recruit, Reten., & Adv. (CERRA) (H470)	\$ 1,531,680	\$ 1,531,680	
Transform SC (A850)	\$ 400,000	\$ 400,000	
SDE Grants Committee	\$ 1,004,313	\$ 1,004,313	
Dept. of Juvenile Justice (N120)	\$ 1,850,000	\$ 1,850,000	
Save the Children (A850)		\$ 1,000,000	8
Working Conditions Survey (CERRA) (H470)		\$ 475,000	Addresses teacher supply
School Quality Survey		\$ 1,000,000	Requested by EOC
Education Data Dashboard (A850)		\$ 3,500,000	Recommended by accelerateSC and EOC
Jobs for America's Graduates (H590)		\$ 3,000,000	Moving JAG program from DEW to SC Tech Board
<b>Subtotal:</b>	<b>\$ 46,846,690</b>	<b>\$ 62,212,256</b>	

**G. TRANSPORTATION**

Other Operating	\$ 22,032,195	\$ 22,032,195
<b>Subtotal:</b>	<b>\$ 22,032,195</b>	<b>\$ 22,032,195</b>

**H. SOUTH CAROLINA PUBLIC CHARTER SCHOOL DISTRICT**

S.C. Public Charter Schools	\$ 129,162,798	\$ 175,270,733	9
<b>Subtotal:</b>	<b>\$ 129,162,798</b>	<b>\$ 175,270,733</b>	

**I. FIRST STEPS TO SCHOOL READINESS**

Classified Positions	\$ 2,179,885	\$ 2,179,885	
Unclassified Positions	\$ 121,540	\$ 121,540	
Other Personal Services	\$ 150,000	\$ 150,000	
Other Operating	\$ 1,906,225	\$ 1,906,225	
County Partnerships	\$ 14,435,228	\$ 14,435,228	
CDEPP	\$ 19,983,799	\$ 19,983,799	
READY		\$ 6,000,000	10
Employer Contributions	\$ 775,485	\$ 775,485	
<b>Subtotal:</b>	<b>\$ 39,552,162</b>	<b>\$ 45,552,162</b>	

EDUCATION IMPROVEMENT ACT	FY 2021-22 H.4100	FY 2022-23 Executive Budget	Notes
<b>K. EIA NON-RECURRING</b>			
SDE - Grants Committee	\$ 3,000,000	\$ 4,083,275	<i>SCDE requested \$5 million Non-recurring portion of \$60.2 million request</i>
Charter Schools	\$ 33,216,180	\$ 14,067,725	
Computer Science Certification and Professional Learning	\$ 700,000		<i>Non-recurring portion of \$100 million request</i>
Instructional Materials	\$ 25,680,251	\$ 59,000,000	
Full Day 4K (First Steps)	\$ 5,219,976		
Full Day 4K (SDE)	\$ 6,758,978		
Aid to Districts	\$ 10,821,878		
Pattison's Academy (H630)	\$ 1,014,094		
Meyer Center (H630)	\$ 173,667		
The Continuum (H630)	\$ 1,500,000		
Carolina Collaborative for Alternative Preparation (H270)	\$ 450,000	\$ 450,000	11
HYPE	\$ 500,000		
GED Incentive Program (R600)	\$ 1,500,000		
Save the Children	\$ 1,000,000		
Greenville Children's Museum	\$ 200,000		
Brookland Baptist Church Fifth Quarter	\$ 350,000		
Town of Kershaw - First Step Building Upgrades	\$ 300,000		
Roper Mountain Science Center	\$ 250,000		
Reading Partners	\$ 250,000		
Schools of Innovation		\$ 10,000,000	<i>Recommended by accelerateSC 12</i>
Palmetto Partners - Artificial Intelligence		\$ 1,500,000	
<b>Subtotal</b>	<b>\$ 92,885,024</b>	<b>\$ 89,101,000</b>	
<b>TOTAL : \$ 987,285,023 \$ 1,079,785,000</b>			

Available FY 2022-23 EIA Revenue (Recurring):	\$ 990,684,000
Available FY 2021-22 EIA Revenue (Non-Recurring):	\$ 89,101,000
Available FY 2022-23 EIA:	\$ 1,079,785,000
Surplus / (Deficit):	\$ -

**Notes:**

- College and Career Navigators to address growing number of young adults (17-24) who have enrolled in adult education.
- Increased cost of equipment and providing additional CTE classes.
- Recurring portion of \$100 million request by SCDE.
- Increase of \$610,500 per SCDE request and \$600,000 transfer from General Fund.
- Professional development in mathematics and science to improve academic achievement.
- USC research center on teacher recruitment and retention.
- Build workforce of the future through college and career preparatory programming for low-income, low-grade point average (GPA) high school graduates and educating young adults and military veterans about in-demand careers in manufacturing and other STEM-related fields.
- Move prior year non-recurring funding to recurring.
- Recurring portion of \$60.2 million request.
- Early childhood (Age 0-3) competitive grants to local partnerships.
- To advance alternative certification program as recommended by EOC.
- To develop, pilot, and implement a high school curriculum in artificial intelligence for the CTE program. Palmetto Partners, a collection of CEOs, would serve as an advisory group. Recommended by EOC.

## EDUCATION LOTTERY ACCOUNT

### *Certified Net Lottery Proceeds, Investment Earnings, and Certified Surplus*

(1) Commission on Higher Education and State Board for Technical and Comprehensive Education - Tuition Assistance	\$ 51,100,000
(2) Commission on Higher Education - LIFE Scholarships (Chapter 149, Title 59)	\$ 232,953,938
(3) Commission on Higher Education - HOPE Scholarships (Section 59-150-370)	\$ 10,694,895
(4) Commission on Higher Education - Palmetto Fellows Scholarships (Section 59-104-20)	\$ 71,474,067
(5) Commission on Higher Education - Need-Based Grants	\$ 60,000,000
(6) Higher Education Tuition Grant Commission - Tuition Grants	\$ 20,000,000
(7) State Board for Technical and Comprehensive Education - Workforce Scholarships and Grants	\$ 16,000,000
(8) Commission on Higher Education - National Guard Tuition Repayment Program (Section 59-111-75)	\$ 6,200,000
(9) State Board for Technical and Comprehensive Education - SC WINS	\$ 17,000,000
(10) South Carolina State University	\$ 2,500,000
(11) State Board for Technical and Comprehensive Education - ReadySC	\$ 2,000,000
(12) State Board for Technical and Comprehensive Education - High Demand Job Skill Training Equipment	\$ 30,000,000
(13) Commission on Higher Education - Nursing Initiative	\$ 20,000,000
(14) Commission on Higher Education - College Transition Program Scholarships	\$ 4,377,100
(15) Department of Alcohol and Other Drug Abuse Services - Gambling Addiction Services	\$ 100,000
(16) Commission on Higher Education - PASCAL	\$ 1,500,000
<b>Subtotal:</b>	<b>\$ 545,900,000</b>

### *Unclaimed Prizes*

(1) Department of Education - Education Savings Accounts	\$ 20,000,000
<b>Subtotal:</b>	<b>\$ 20,000,000</b>

**Total Certified by BEA: \$ 565,900,000**

**CAPITAL RESERVE FUND**

Sect.	Agency/Item	Amount
<b>13</b>	<b>The Citadel</b>	
	Maintenance and Care of State-Owned Assets	\$ 2,850,814
<b>14</b>	<b>Clemson University</b>	
	Maintenance and Care of State-Owned Assets	\$ 19,335,094
<b>15</b>	<b>University of Charleston</b>	
	Maintenance and Care of State-Owned Assets	\$ 7,703,131
<b>16</b>	<b>Coastal Carolina University</b>	
	Maintenance and Care of State-Owned Assets	\$ 6,281,433
<b>17</b>	<b>Francis Marion University</b>	
	Maintenance and Care of State-Owned Assets	\$ 4,545,725
<b>18</b>	<b>Lander University</b>	
	Maintenance and Care of State-Owned Assets	\$ 4,258,913
<b>19</b>	<b>South Carolina State University</b>	
	Maintenance and Care of State-Owned Assets	\$ 2,582,545
<b>20A</b>	<b>University of South Carolina - Columbia</b>	
	Maintenance and Care of State-Owned Assets	\$ 25,881,086
<b>20B</b>	<b>University of South Carolina - Aiken</b>	
	Maintenance and Care of State-Owned Assets	\$ 4,040,095
<b>20C</b>	<b>University of South Carolina - Upstate</b>	
	Maintenance and Care of State-Owned Assets	\$ 6,271,543
<b>20D</b>	<b>University of South Carolina - Beaufort</b>	
	Maintenance and Care of State-Owned Assets	\$ 2,135,020
<b>20E</b>	<b>University of South Carolina - Lancaster</b>	
	Maintenance and Care of State-Owned Assets	\$ 2,088,042
<b>20F</b>	<b>University of South Carolina - Salkehatchie</b>	
	Maintenance and Care of State-Owned Assets	\$ 918,541
<b>20G</b>	<b>University of South Carolina - Sumter</b>	
	Maintenance and Care of State-Owned Assets	\$ 1,638,043
<b>20H</b>	<b>University of South Carolina - Union</b>	
	Maintenance and Care of State-Owned Assets	\$ 1,385,847
<b>21</b>	<b>Winthrop University</b>	
	Maintenance and Care of State-Owned Assets	\$ 5,449,431
<b>23</b>	<b>Medical University of South Carolina</b>	
	Maintenance and Care of State-Owned Assets	\$ 2,716,061



**CAPITAL RESERVE FUND**

Sect.	Agency/Item	Amount
<b>25</b>	<b>State Board for Technical and Comprehensive Education</b>	
	Maintenance and Care of State-Owned Assets - Aiken Technical College	\$ 2,008,921
	Maintenance and Care of State-Owned Assets - Central Carolina Tech College	\$ 3,245,180
	Maintenance and Care of State-Owned Assets - Denmark Technical College	\$ 692,305
	Maintenance and Care of State-Owned Assets - Florence Darlington Tech College	\$ 3,391,059
	Maintenance and Care of State-Owned Assets- Greenville Technical College	\$ 11,455,178
	Maintenance and Care of State-Owned Assets - Horry-Georgetown Tech College	\$ 6,770,992
	Maintenance and Care of State-Owned Assets - Midlands Technical College	\$ 10,473,588
	Maintenance and Care of State-Owned Assets - Northeastern Technical College	\$ 2,112,767
	Maintenance and Care of State-Owned Assets - Orangeburg-Calhoun Tech College	\$ 2,602,326
	Maintenance and Care of State-Owned Assets - Piedmont Technical College	\$ 5,432,123
	Maintenance and Care of State-Owned Assets - Spartanburg Technical College	\$ 7,427,445
	Maintenance and Care of State-Owned Assets - Tech College Of The Lowcountry	\$ 2,295,733
	Maintenance and Care of State-Owned Assets - Tri-County Technical College	\$ 6,424,839
	Maintenance and Care of State-Owned Assets - Trident Technical College	\$ 13,800,360
	Maintenance and Care of State-Owned Assets - Williamsburg Technical College	\$ 655,217
	Maintenance and Care of State-Owned Assets - York Technical College	\$ 4,715,093
<b>Capital Reserve Fund Total:</b>		<b>\$ 183,584,490</b>

**Non-Recurring Funds**

Sect.	Agency/Item	Amount
<b>1</b>	<b>State Department of Education</b>	
	Bus Driver Bonus Program	\$ 12,000,000
	Energy Efficient School Buses	\$ 24,000,000
	State Aid to Classrooms - Maintenance of Effort and Equity (ARPA)	\$ 35,000,000
	Instructional Materials	\$ 35,009,000
<b>5</b>	<b>Wil Lou Gray Opportunity School</b>	
	Renovations and Maintenance	\$ 200,000
<b>6</b>	<b>School for the Deaf &amp; Blind</b>	
	Renovation of Educational Buildings	\$ 4,000,000
<b>7</b>	<b>Governor's School for Agriculture at John de la Howe</b>	
	LS Brice School Science Lab	\$ 950,000
	Security Fencing	\$ 250,000
<b>18</b>	<b>Lander University</b>	
	SC Institute on the Prevention of Sexual Violence	\$ 400,000
<b>26</b>	<b>Department of Archives &amp; History</b>	
	SC American Revolution Sestercentennial Commission	\$ 9,399,000
	Historic Preservation State Grant Fund	\$ 1,000,000
	Agency Digital Conversion to Cloud Storage	\$ 250,000
	Develop African American History Curriculum for SC American Revolution 250th	\$ 100,000
<b>28</b>	<b>Arts Commission</b>	
	Cultural Arts and Theater Center Grants	\$ 450,000
<b>29</b>	<b>State Museum Commission</b>	
	Customer Management System	\$ 300,000
	Permanent Gallery Renovation – Reimagine the Experience (RTE): Phase 3	\$ 3,250,000
	Museum Security System Upgrades- Phase 2	\$ 450,000
	Museum’s IT Network Upgrade	\$ 110,000
	Security & Wayfinding Public Announcement System	\$ 75,000
<b>30</b>	<b>Confederate Relic Room and Military Museum Commission</b>	
	Collections Storage Infrastructure	\$ 95,000
	SC Vietnam Veterans Program	\$ 30,000
<b>32</b>	<b>Vocational Rehabilitation</b>	
	ADA Compliant Vehicle Replacement	\$ 520,000
	Data Protection & Backup System Replacement	\$ 195,000
	Network Switch Upgrades for Security and Phone System Upgrades	\$ 74,250
	Berkeley-Dorchester VR Center Re-roofing	\$ 494,000
	Conway VR Center Re-roofing	\$ 540,000
	Rock Hill VR Center Re-roofing	\$ 604,000

## Non-Recurring Funds

Sect.	Agency/Item	Amount
<b>33</b>	<b>Department of Health &amp; Human Services</b>	
	Medical Contracts	\$ 2,000,000
	Youth Psychiatric Residential Treatment Facility	\$ 5,000,000
<b>34</b>	<b>Department of Health &amp; Environmental Control</b>	
	Improving Onsite Wastewater Permitting Timeframes	\$ 981,078
	Enhanced Stormwater Compliance	\$ 179,534
	ePermitting Project Completion	\$ 5,039,612
	Able Contracting Site Emergency Removal Reimbursement	\$ 4,741,178
	Temporary Permitting Support for State Infrastructure Projects	\$ 10,324,876
<b>35</b>	<b>Department of Mental Health</b>	
	Maintenance and Care of State-Owned Assets	\$ 15,000,000
<b>36</b>	<b>Department of Disabilities &amp; Special Needs</b>	
	Increase & Improve Access to Community Residential Supports for Regional Center Individuals	\$ 140,000
	South Carolina Genomic Medicine Initiative at Greenwood Genetic Center	\$ 2,000,000
<b>37</b>	<b>Department of Alcohol &amp; Other Drug Abuse Services</b>	
	Sustainability of Addiction Crisis Efforts	\$ 1,000,000
<b>40</b>	<b>Department on Aging</b>	
	American Rescue Plan Funding (State Match)	\$ 3,553,000
	HUD Home modification request	\$ 150,000
<b>41</b>	<b>Department of Children's Advocacy</b>	
	Foster Care Review Board Advocacy Upgrade	\$ 150,000
	Administration and Investigations Unit Visibility, Training and Development	\$ 25,000
<b>43</b>	<b>Forestry Commission</b>	
	Stream Crossing Cost Share Program	\$ 1,000,000
	Fire Support Aircraft	\$ 425,000
	Wee Tee State Forest Bridge Replacement	\$ 5,000,000
<b>44</b>	<b>Department of Agriculture</b>	
	Local Farmers Markets Enhancements	\$ 3,550,000
<b>47</b>	<b>Department of Natural Resources</b>	
	Water Planning, Mapping and Monitoring	\$ 8,820,000
	Law Enforcement - New Class Equipment	\$ 676,500
	Public Shellfish Grounds	\$ 550,000
	Marine Infrastructure	\$ 8,772,000
	Fish Hatcheries and State Lakes Maintenance & Repair	\$ 15,000,000

**Non-Recurring Funds**

Sect.	Agency/Item	Amount
<b>49</b>	<b>Department of Parks, Recreation &amp; Tourism</b>	
	Parks Revitalization	\$ 1,500,000
	Sports Marketing Program	\$ 6,500,000
	State Parks Road Paving - Statewide	\$ 3,000,000
	Campground Utility Replacement	\$ 1,000,000
	Statewide Campground Comfort Stations	\$ 2,000,000
	Statewide Exhibits	\$ 500,000
	Charles Towne Landing Animal Forest Enclosure Repairs and Upgrades	\$ 500,000
	Asbestos, Mold, Mildew and Lead Abatement - Phase 6	\$ 500,000
	Santee Cabin Renovation	\$ 3,000,000
	Cheraw State Park Cabins	\$ 1,000,000
<b>50</b>	<b>Department of Commerce</b>	
	Closing Fund	\$ 51,000,000
	Strategic Economic Development Infrastructure	\$ 150,000,000
	LocateSC	\$ 4,000,000
<b>53</b>	<b>Conservation Bank</b>	
	Conservation Grant Funding	\$ 14,500,000
<b>54</b>	<b>Rural Infrastructure Authority</b>	
	Planning and Technical Assistance	\$ 2,000,000
<b>60</b>	<b>Prosecution Coordination Commission</b>	
	Agency Technology Equipment and Software	\$ 406,000
	Solicitor Technology Equipment and Software	\$ 9,600,000
<b>62</b>	<b>State Law Enforcement Division</b>	
	Agency Personnel - Equipment	\$ 2,429,800
	Animal Fighting Enforcement	\$ 72,600
	Forensics Breath Testing Units	\$ 2,562,500
	CJIS Database Upgrade	\$ 500,000
<b>63</b>	<b>Department of Public Safety</b>	
	Local Law Enforcement Accreditation	\$ 250,000
	Governor's Law Enforcement Award	\$ 30,000
	Vehicle Replacement	\$ 2,000,000
	Body Camera and Vests Grants	\$ 20,000,000
	Local Law Enforcement Grants	\$ 2,000,000
<b>64</b>	<b>Law Enforcement Training Council</b>	
	Sheriffs Ethics Training	\$ 200,000
	Main Campus Dormitory Restrooms Renovation	\$ 1,240,553
<b>65</b>	<b>Department of Corrections</b>	
	Expansion Of K-9 Unit At Level III Lee Correctional Institution	\$ 352,500
	Critical Agency-Wide Transportation Equipment	\$ 1,177,300
	CDL Training School Modification	\$ 192,000
	Critical Deferred Maintenance Projects	\$ 10,000,000

**Non-Recurring Funds**

Sect.	Agency/Item	Amount
<b>66</b>	<b>Department of Probation, Parole &amp; Pardon Services</b>	
	Information Technology Computer Network Refresh	\$ 1,236,051
	Motorola Radio	\$ 3,365,116
	Live Scan	\$ 998,921
	Body Worn Cameras	\$ 545,565
<b>70</b>	<b>Human Affairs Commission</b>	
	Cisco Switches Replacement	\$ 9,000
<b>74</b>	<b>Workers Compensation Commission</b>	
	IT Legacy System Modernization Project	\$ 5,000,000
<b>81</b>	<b>Department of Labor, Licensing &amp; Regulation</b>	
	State Fire Marshal - USAR Funding	\$ 5,000,000
	Local Fire Department Grants	\$ 280,000
	Agency Technology Upgrades	\$ 2,800,000
	EMT Tuition Assistance	\$ 850,000
	Emergency Response Task Force – Regional Team Equipment	\$ 5,000,000
	Emergency Response Task Force – USAR – SC Task Force 1 Equipment	\$ 12,000,000
	USAR Building Renovation	\$ 2,750,000
<b>82</b>	<b>Department of Motor Vehicles</b>	
	CDL Testing Site Expansion	\$ 3,201,370
<b>83</b>	<b>Department of Employment &amp; Workforce</b>	
	Be Pro Be Proud	\$ 642,500
		\$
<b>84</b>	<b>Department of Transportation</b>	
	Federal Infrastructure Investment and Jobs Act (State Match)	\$ 496,942,369
		\$
<b>87</b>	<b>Division of Aeronautics</b>	
	Surplus Equipment Acquisition	\$ 20,000
<b>88</b>	<b>State Ports Authority</b>	
	Jasper Ocean Terminal Port Facility Infrastructure Fund	\$ 1,000,000
	Port Expansion	\$ 300,000,000
<b>92D</b>	<b>Office of Resilience</b>	
	Disaster Relief and Resilience Reserve Fund	\$ 17,000,000
		\$
<b>93</b>	<b>Department of Administration</b>	
	Digital Government Transformation	\$ 6,500,000
<b>100</b>	<b>Adjutant General</b>	
	IT Network Migration License Fees	\$ 195,000
	Olympia Armory Repairs	\$ 4,200,000
	SCEMD – Repair of Building Exterior	\$ 221,000
	SCEMD – Phased Replacement of HVAC Units (Phase 3 of 3)	\$ 172,000

**Non-Recurring Funds**

Sect.	Agency/Item	Amount
<b>101 Veterans' Affairs</b>		
	Military Base Task Force Expansion	\$ 8,000
	Veteran Treatment Court Expansion	\$ 4,000
	Operations - Mobile Service Capability Support Contract	\$ 1,283,380
	Shaw Military Museum	\$ 8,000,000
	Military Enhancement Fund	\$ 10,000,000
<b>106 Employee Benefits</b>		
	State Health Plan	\$ 100,000,000
<b>Non-Recurring Funds Total:</b>		<b>\$ 1,507,060,553</b>



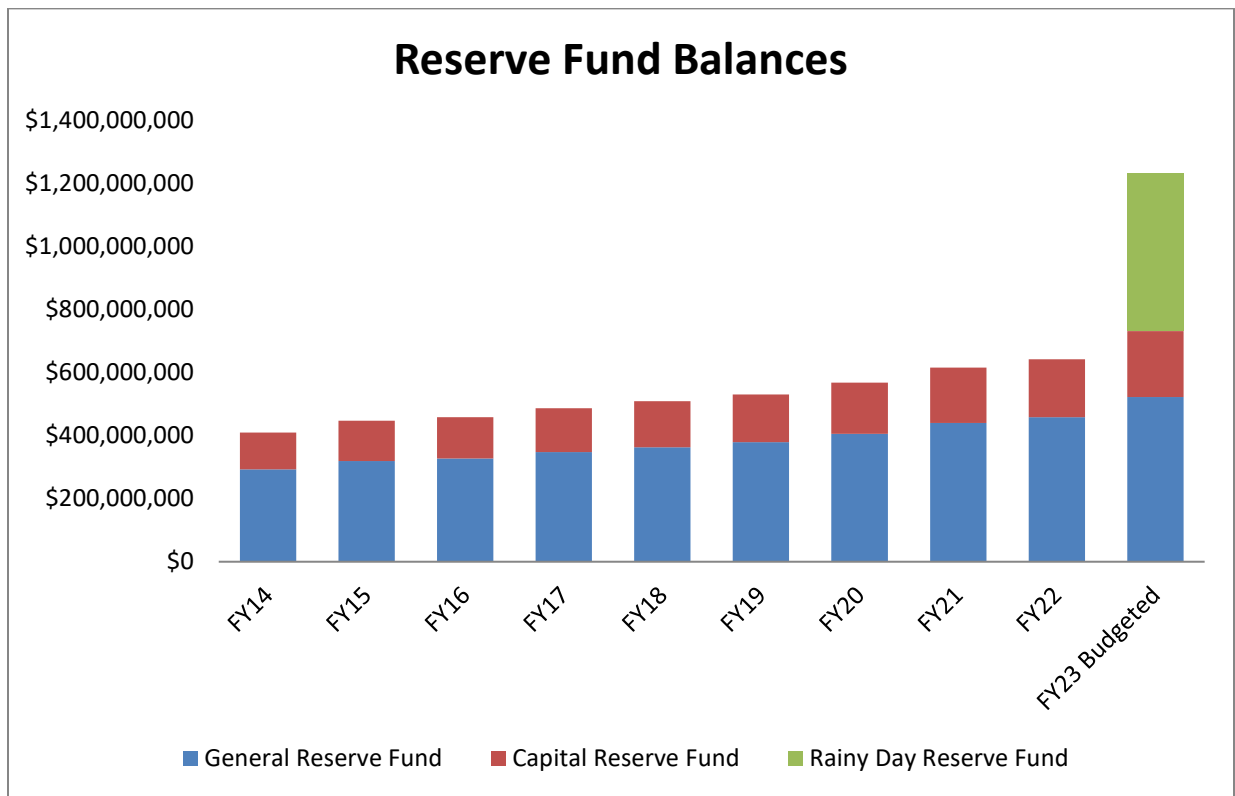
## **Reserve Funds & Debt**

## Reserve Funds

The General Reserve Fund is required to be 5 percent of the revenues of the most recently completed fiscal year. For FY 2020-21, 5 percent of revenues is \$522,986,077. The Executive Budget fully funds this amount for FY 2022-23.

The Capital Reserve Fund (CRF) is a recurring appropriation that must equal 2 percent of General Fund revenue. If a year-end deficit is forecast, the CRF is reduced to the extent necessary before mandating operating reductions. If no year-end deficit is projected, the CRF may be appropriated in separate legislation for capital improvements or nonrecurring projects. For FY 2022-23, \$209,194,431 is set aside for the Capital Reserve Fund in the Executive Budget.

The Executive Budget also recommends \$500,000,000 for a Rainy-Day Reserve Fund.





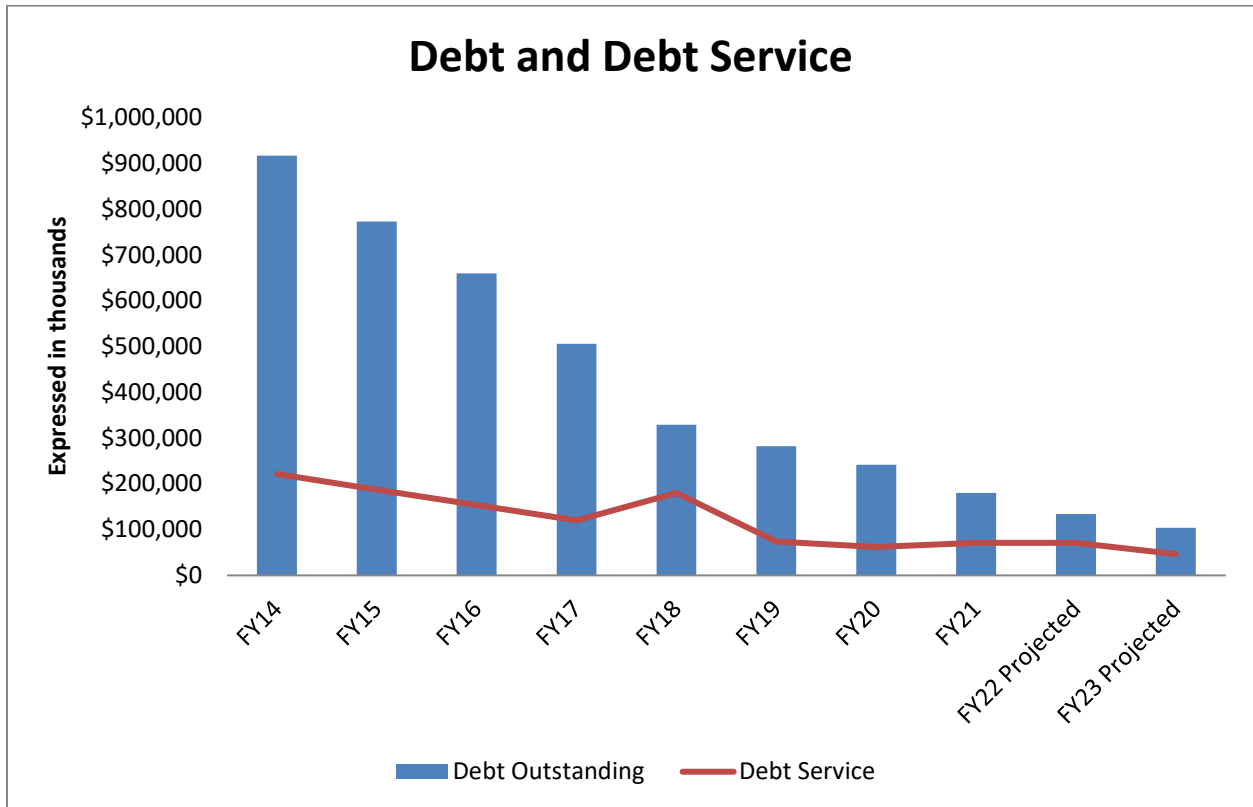
## Debt and Debt Service

The State of South Carolina issues debt in the following categories:

- Capital Improvement Bonds
- State Highway Bonds (excluded from the chart below)
- State School Facilities Bonds
- Infrastructure Bank Bonds (excluded from the chart below)
- State Economic Development Bonds
- Research University Infrastructure Bonds
- Air Carrier Hub Terminal Facilities Bonds

The chart below displays debt that is serviced by the General Fund.

More information about debt can be found at: <https://treasurer.sc.gov/government/bond-debt-information/>



This page intentionally blank.



# Executive Budget Summary

## Executive Budget Summary

### APPROPRIATIONS OVERVIEW

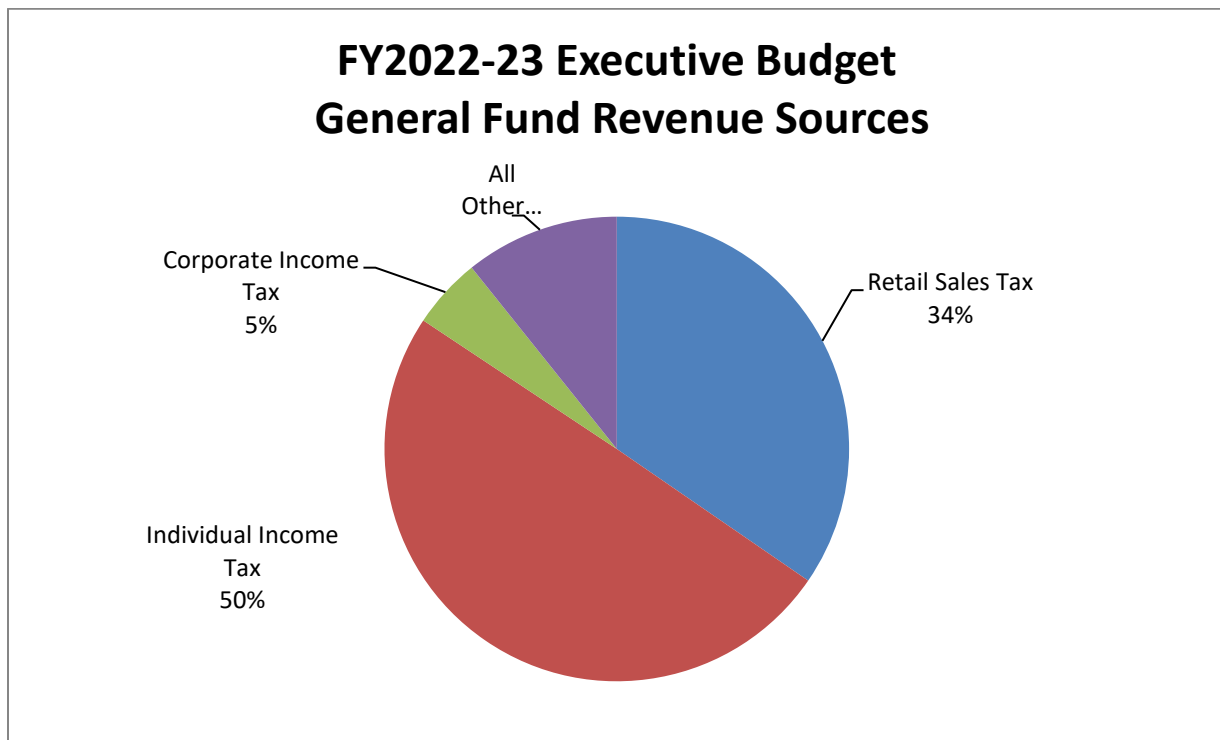
The Executive Budget recommendations for Fiscal Year 2022-23 total \$34.4 billion, of which \$10.1 billion is from General Funds:

	FY22 Budget	FY23 Exec. Budget	\$ Change	% Change
<b>General Funds</b>	\$9,270,619,766	\$10,059,850,369	\$789,230,603	8.51%
<b>Federal Funds</b>	\$9,499,378,927	\$11,434,392,176	\$1,935,013,249	20.37%
<b>Other Funds</b>	\$12,294,873,070	\$12,860,813,213	\$565,940,143	4.60%
<b>Total</b>	<b>\$31,064,871,763</b>	<b>\$34,355,055,758</b>	<b>\$3,290,183,995</b>	<b>10.59%</b>

### REVENUE

Over 84% of South Carolina’s General Fund revenue comes from individual income and retail sales taxes.

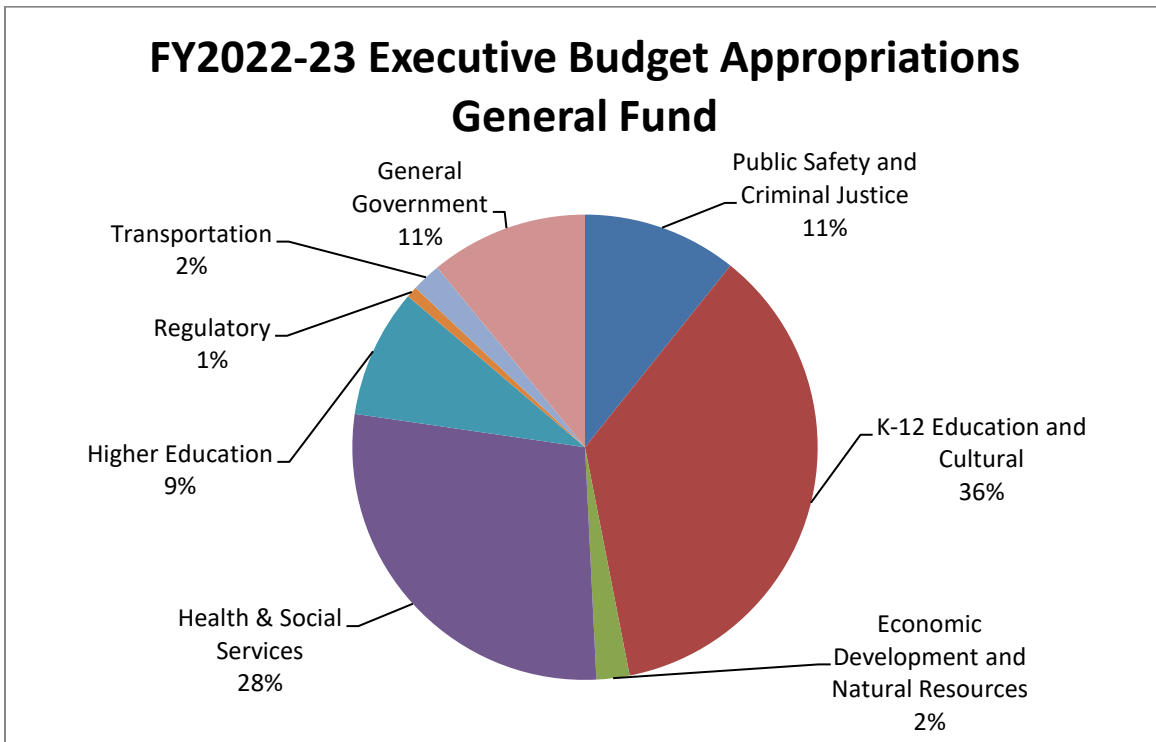
General Fund Revenue Sources	FY2022-23	%
Retail Sales Tax	\$3,708,694,000	34.59%
Individual Income Tax	\$5,333,296,000	49.74%
Corporate Income Tax	\$528,092,000	4.93%
All Other	\$1,151,777,539	10.74%
<b>Total Regular &amp; Misc Revenue</b>	<b>\$10,721,859,539</b>	<b>100.00%</b>



**AGENCY RECOMMENDATIONS**

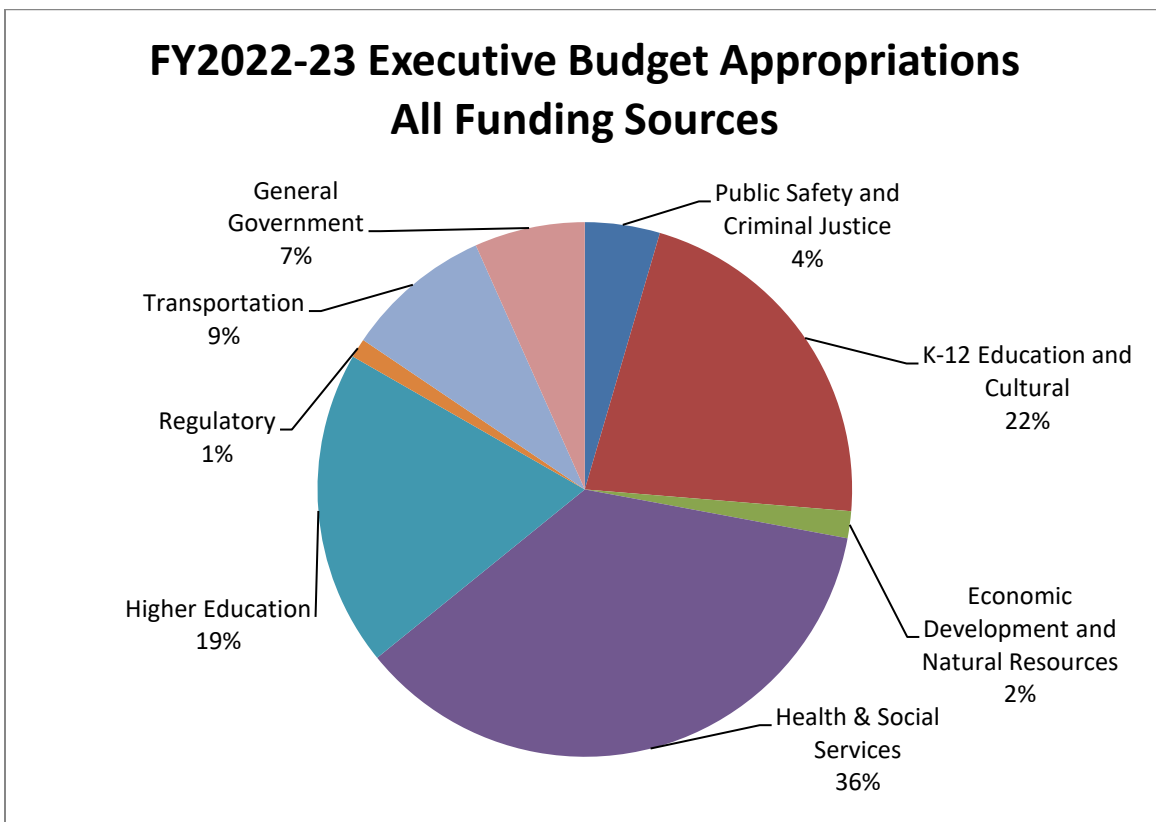
The Executive Budget recommends 45% of General Funds for K-12 and higher education, 28% for health and social rehabilitation agencies, 11% for public safety agencies, and 16% for all other agencies.

<b>General Fund Appropriations</b>	<b>FY2022-23</b>	<b>%</b>
Public Safety and Criminal Justice	\$1,081,132,679	10.7%
K-12 Education and Cultural	\$3,639,284,716	36.2%
Economic Development and Natural Resources	\$231,098,903	2.3%
Health & Social Services	\$2,824,023,232	28.1%
Higher Education	\$900,386,314	9.0%
Regulatory	\$77,589,648	0.8%
Transportation	\$204,158,286	2.0%
General Government	\$1,102,176,591	11.0%
<b>Total General Fund</b>	<b>\$10,059,850,369</b>	<b>100.0%</b>



The Executive Budget recommends 41% of Total Funds for K-12 and higher education, 36% for health and social rehabilitation agencies, 5% for public safety agencies, 9% for transportation agencies, and 9% for all other agencies.

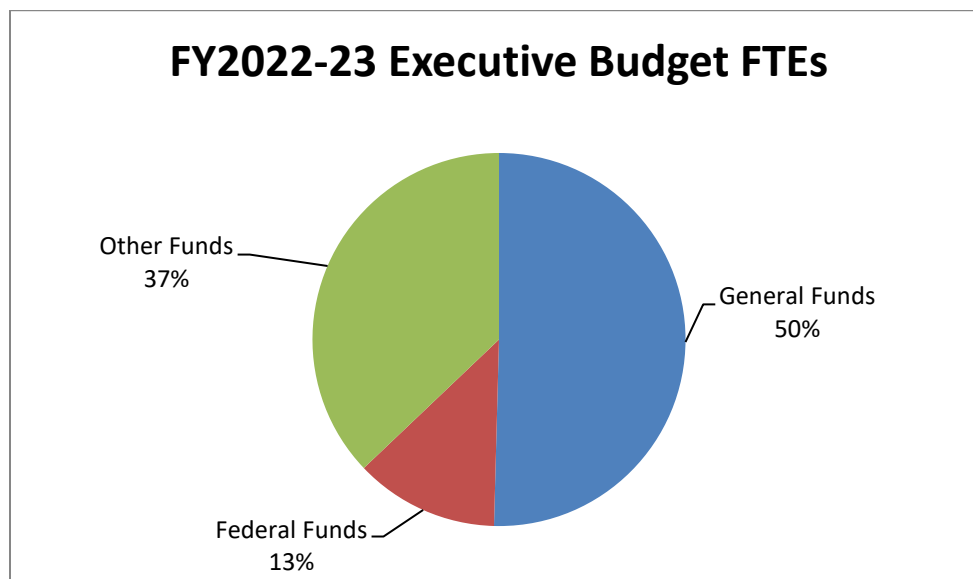
All Funding Sources	FY2022-23	%
Public Safety and Criminal Justice	\$1,558,380,716	4.5%
K-12 Education and Cultural	\$7,476,456,403	21.8%
Economic Development and Natural Resources	\$560,039,924	1.6%
Health & Social Services	\$12,446,482,954	36.2%
Higher Education	\$6,569,496,152	19.1%
Regulatory	\$399,308,863	1.2%
Transportation	\$3,049,092,931	8.9%
General Government	\$2,295,797,815	6.7%
<b>Total General Fund</b>	<b>\$34,355,055,758</b>	<b>100.0%</b>



## AUTHORIZED FTEs

The Executive Budget recommends a total of 73,030.65 authorized FTEs for Fiscal Year 2022-23 from all funding sources.

Source	FY22 Authorized	FY23 Executive Budget	# Chg	% Chg
General Funds	36,230.68	36,827.26	596.58	1.65%
Federal Funds	9,061.89	9,108.46	46.57	0.51%
Other Funds	27,035.93	27,094.93	59.00	0.22%
<b>Total</b>	<b>72,328.50</b>	<b>73,030.65</b>	<b>702.15</b>	<b>0.97%</b>



This page intentionally blank.





# Recapitulation

Appropriations by Agency		FY 2022-23 Executive Budget				GF Change in Appropriations		
		General	Federal	Earmarked	Restricted	Grand Total	Dollars	Percentage
<b>Public Safety &amp; Criminal Justice</b>								
57	Judicial Department	79,602,552	835,393	22,123,000		102,560,945	0	0.00%
58	Administrative Law Court	3,946,181		1,655,986		5,602,167	0	0.00%
59	Attorney General's Office	21,754,079	60,003,654	26,764,911		108,522,644	1,017,470	4.91%
60	Prosecution Coordination Commission	31,971,435	355,583	8,325,000		40,652,018	334,214	1.06%
61	Commission On Indigent Defense	37,925,311	121,477	2,847,600	12,449,272	53,343,660	1,422,000	3.90%
62	Governor's Off-State Law Enforcement Division	75,975,492	25,000,000	23,548,045		124,523,537	8,594,467	12.76%
63	Department Of Public Safety	136,305,376	26,363,242	40,260,544	5,696,886	208,626,048	26,029,457	23.60%
64	Law Enforcement Training Council	9,366,682	747,245	6,986,241		17,100,168	229,497	2.51%
65	Department Of Corrections	479,682,781	3,773,785	65,486,733	722,477	549,665,776	0	0.00%
66	Department Of Probation, Parole & Pardon Services	55,504,094	206,000	21,044,391		76,754,485	4,727,239	9.31%
67	Department Of Juvenile Justice	124,812,779	3,000,000	18,285,284	707,415	146,805,478	0	0.00%
100	Adjutant General's Office	17,894,092	92,666,912	6,646,961	79,000	117,286,965	5,344,355	42.59%
101	Department of Veterans' Affairs	6,391,825		445,000	100,000	6,936,825	2,395,118	59.93%
<b>Public Safety &amp; Criminal Justice Total</b>		<b>1,081,132,679</b>	<b>213,073,291</b>	<b>244,419,696</b>	<b>19,755,050</b>	<b>1,558,380,716</b>	<b>50,093,817</b>	
<b>K-12 Education</b>								
1	Department Of Education	3,584,842,906	2,679,200,886	46,869,238	1,091,185,000	7,402,098,030	82,108,249	2.34%
4	Education Oversight Committee				1,793,242	1,793,242	0	0.00%
5	Wil Lou Gray Opportunity School	7,304,305	240,000	950,321	35,000	8,529,626	75,000	1.04%
6	School For The Deaf And The Blind	17,803,690	1,739,000	11,570,455	200,000	31,313,145	1,000,000	5.95%
7	Governor's School for Agriculture at John De La Howe	5,571,082	353,227	481,512	302,535	6,708,356	97,000	1.77%
9	Governor's School for Arts and Humanities	9,442,294		1,004,771		10,447,065	9,442,294	0.00%
10	Governor's School for Science and Mathematics	14,320,439		1,246,500		15,566,939	14,320,439	0.00%
<b>K-12 Education Total</b>		<b>3,639,284,716</b>	<b>2,681,533,113</b>	<b>62,122,797</b>	<b>1,093,515,777</b>	<b>7,476,456,403</b>	<b>107,042,982</b>	
<b>Economic Development &amp; Natural Resources</b>								
43	Forestry Commission	26,381,125	4,763,560	11,678,713		42,823,398	2,269,000	9.41%
44	Department Of Agriculture	16,719,062	5,742,604	9,190,015		31,651,681	900,000	5.69%
47	Department Of Natural Resources	49,175,568	33,433,742	18,345,526	36,271,510	137,226,346	5,945,165	13.75%
48	Sea Grant Consortium	841,049	4,550,000	450,000		5,841,049	0	0.00%
49	Department Of Parks, Recreation & Tourism	53,118,443	4,505,110	68,940,564	4,342,000	130,906,117	4,088,560	8.34%
50	Department Of Commerce	53,747,617	19,483,015	32,338,500	22,455,000	128,024,132	500,000	0.94%
51	Jobs-Economic Development Authority		36,000	1,005,150		1,041,150	0	0.00%
52	Patriots Point Development Authority				13,836,012	13,836,012	0	0.00%
53	SC Conservation Bank	9,080,383	10,000,000		5,000,000	24,080,383	0	0.00%
54	Rural Infrastructure Authority	22,035,656	700,000		21,874,000	44,609,656	0	0.00%
<b>Economic Development &amp; Natural Resources Total</b>		<b>231,098,903</b>	<b>83,214,031</b>	<b>141,948,468</b>	<b>103,778,522</b>	<b>560,039,924</b>	<b>13,702,725</b>	
<b>Health &amp; Social Services</b>								
32	Department Of Vocational Rehabilitation	17,850,240	122,342,107	35,340,201		175,532,548	351,073	2.01%
33	Department Of Health & Human Services	1,605,057,002	5,882,191,718	666,497,423	465,415,804	8,619,161,947	176,937,565	12.39%
34	Department Of Health & Environmental Control	158,632,760	286,140,200	195,589,511	25,310,221	665,672,692	8,069,485	5.36%
35	Department Of Mental Health	295,567,762	34,145,662	266,356,451		596,069,875	10,834,158	3.81%
36	Department Of Disabilities & Special Needs	296,323,588	340,000	567,083,794		863,747,382	11,325,273	3.97%
37	Department Of Alcohol & Other Drug Abuse Services	22,739,057	77,872,054	1,974,397	100,000	102,685,508	7,501,000	49.23%
38	Department Of Social Services	275,835,528	533,824,849	55,496,311	849,986	866,006,674	39,278,347	16.60%
39	Commission For The Blind	5,225,378	9,727,387	40,403,000		55,355,765	593,000	12.80%
40	Department on Aging	20,362,464	45,594,923	4,870,197	1,184,100	72,011,684	1,180,000	6.15%
41	Department of Children's Advocacy	8,931,240	451,680	7,096,060	3,931,628	20,410,608	800,000	9.84%
42	Housing Finance & Development Authority		194,312,956	21,581,824	17,200,000	233,094,780	0	0.00%
70	Human Affairs Commission	3,011,968	614,217	1,026,156		4,652,341	166,114	5.84%
71	Commission On Minority Affairs	2,117,506		261,814		2,379,320	351,885	19.93%
99	Retirement System Investment Commission				15,303,000	15,303,000	0	0.00%
108	Public Employee Benefit Authority	112,368,739			42,030,091	154,398,830	0	0.00%
<b>Health &amp; Social Services Total</b>		<b>2,824,023,232</b>	<b>7,187,557,753</b>	<b>1,863,577,139</b>	<b>571,324,830</b>	<b>12,446,482,954</b>	<b>257,387,900</b>	
<b>Higher Education</b>								
45	Clemson University - Public Service Activities	50,546,403	22,525,000	23,395,568		96,466,971	0	0.00%
46	South Carolina State University - Public Service Activities	6,659,331	5,500,395			12,159,726	0	0.00%
3	Lottery Expenditure Account				565,900,000	565,900,000	0	0.00%
11	Commission On Higher Education	38,387,405	4,729,832	4,583,904	885,284	48,586,425	0	0.00%
12	Higher Education Tuition Grants Commission	28,192,344		250,000	6,000,000	34,442,344	0	0.00%
13	The Citadel	14,120,648	35,793,573	114,037,299		163,951,520	371,234	2.70%
14	Clemson University - Education & General	107,873,156	146,065,528	1,012,932,244	168,003,071	1,434,873,999	2,836,003	2.70%
15	University Of Charleston	35,527,810	19,500,000	194,062,766	29,000,000	278,090,576	934,032	2.70%
16	Coastal Carolina University	19,859,079	21,000,000	211,457,613		252,316,692	522,098	2.70%
17	Francis Marion University	21,409,816	12,988,495	52,668,968		87,067,279	562,868	2.70%
18	Lander University	12,201,322	7,240,741	68,467,176	10,051,076	97,960,315	320,776	2.70%
19	South Carolina State University	17,994,085	65,000,000	51,756,047		134,750,132	473,067	2.70%
20A	University Of South Carolina	174,579,704	208,603,631	930,529,343		1,313,712,678	4,589,729	2.70%
20B	USC - Aiken Campus	12,707,767	12,500,000	41,457,362		66,665,129	334,089	2.70%
20C	USC - Upstate	19,271,302	18,950,838	68,376,142		106,598,282	506,646	2.70%
20D	USC - Beaufort Campus	8,849,851	7,977,915	27,307,011		44,134,777	232,664	2.70%
20E	USC - Lancaster Campus	4,724,313	4,390,048	13,784,453		22,898,814	124,203	2.70%
20F	USC - Salkehatchie Campus	3,048,928	3,880,454	8,373,545		15,302,927	80,157	2.70%
20G	USC - Sumter Campus	4,859,930	3,206,397	10,419,706		18,486,033	127,768	2.70%
20H	USC - Union Campus	2,189,723	1,928,258	5,161,055		9,279,036	57,568	2.70%
21	Winthrop University	23,473,709	51,197,500	87,348,235	13,968,320	175,987,764	617,128	2.70%
23	Medical University Of South Carolina	96,360,888	187,455,169	545,126,383		828,942,440	2,533,344	2.70%
24	Area Health Education Consortium	12,016,486	844,700	2,808,927		15,670,113	670,000	5.90%
25	State Board For Technical & Comprehensive Education	185,532,314	52,614,581	507,105,285		745,252,180	4,877,675	2.70%
<b>Higher Education Total</b>		<b>900,386,314</b>	<b>893,893,055</b>	<b>3,981,409,032</b>	<b>793,807,751</b>	<b>6,569,496,152</b>	<b>20,771,049</b>	

Appropriations by Agency		FY 2022-23 Executive Budget					GF Change in Appropriations	
		General	Federal	Earmarked	Restricted	Grand Total	Dollars	Percentage
<b>Regulatory</b>								
72	Public Service Commission			6,158,198		6,158,198	0	0.00%
73	Office Of Regulatory Staff	3,000,180	886,960	11,440,433	4,639,446	19,967,019	0	0.00%
74	Workers' Compensation Commission	2,658,055		5,607,845		8,265,900	0	0.00%
75	State Accident Fund			10,811,063		10,811,063	0	0.00%
78	Department Of Insurance	6,250,283		11,675,754	2,355,000	20,281,037	0	0.00%
80	Department Of Consumer Affairs	1,982,502		2,447,177		4,429,679	0	0.00%
81	Department Of Labor, Licensing & Regulation	6,558,113	3,904,264	49,090,208		59,552,585	1,000,000	17.99%
83	Department Of Employment And Workforce	507,385	150,987,848	16,017,884		167,513,117	0	0.00%
109	Department Of Revenue	53,065,721		45,082,093	95,000	98,242,814	0	0.00%
110	State Ethics Commission	3,384,442		517,508		3,901,950	1,692,221	100.00%
111	Procurement Review Panel	182,967		2,534		185,501	0	0.00%
<b>Regulatory Total</b>		<b>77,589,648</b>	<b>155,779,072</b>	<b>158,850,697</b>	<b>7,089,446</b>	<b>399,308,863</b>	<b>2,692,221</b>	
<b>Transportation</b>								
82	Department Of Motor Vehicles	101,945,324	1,700,000	15,747,596		119,392,920	3,435,750	3.49%
84	Department Of Transportation	100,057,270		128,000	2,535,815,336	2,636,000,606	100,000,000	174611.49%
85	Infrastructure Bank Board				126,239,870	126,239,870	0	0.00%
86	County Transportation Funds				154,574,976	154,574,976	0	0.00%
87	Division Of Aeronautics	2,155,692	3,478,867	7,250,000		12,884,559	0	0.00%
<b>Transportation Total</b>		<b>204,158,286</b>	<b>5,178,867</b>	<b>23,125,596</b>	<b>2,816,630,182</b>	<b>3,049,092,931</b>	<b>103,435,750</b>	
<b>General Government &amp; Cultural</b>								
8	Educational Television Commission	8,034,044	997,500	20,700,719	8,000,000	37,732,263	0	0.00%
26	Department Of Archives & History	3,357,935	897,583	1,294,158		5,549,676	522,000	18.41%
27	State Library	16,222,581	2,701,146	187,000	80,000	19,190,727	0	0.00%
28	Arts Commission	5,891,836	1,335,641	148,707		7,376,184	0	0.00%
29	State Museum Commission	4,819,017		3,100,000		7,919,017	676,000	16.32%
30	Confederate Relic Room and Military Museum Commission	952,953		419,252		1,372,205	0	0.00%
79	State Board Of Financial Institutions			6,371,804		6,371,804	0	0.00%
91A	Leg Dept - The Senate	18,473,722		300,000		18,773,722	0	0.00%
91B	Leg Dept - House Of Representatives	23,212,609				23,212,609	0	0.00%
91C	Leg Dept - Codification Of Laws & Legislative Council	5,013,427		300,000		5,313,427	0	0.00%
91D	Leg Dept - Legislative Services Agency	8,160,979				8,160,979	0	0.00%
91E	Leg Dept - Legislative Audit Council	2,173,531		400,000		2,573,531	0	0.00%
92A	Governor's Office - Executive Control Of State	3,593,629				3,593,629	0	0.00%
92C	Governor's Office - Mansion And Grounds	341,427		200,000		541,427	0	0.00%
92D	Office of Resilience	2,422,730	100,000,000		348,284	102,771,014	379,326	18.56%
93	Department of Administration	84,340,270	100,305,873	185,578,032	390,268	370,614,443	20,262,490	31.62%
94	Office Of Inspector General	2,359,846				2,359,846	1,460,118	162.28%
96	Secretary Of State's Office	1,390,600		2,728,905		4,119,505	110,000	8.59%
97	Comptroller General's Office	2,739,908		875,434		3,615,342	99,142	3.75%
98	State Treasurer's Office	2,221,695		8,712,809		10,934,504	0	0.00%
102	Election Commission	10,643,383	5,413,977	1,640,700		17,698,060	3,025,000	39.71%
103	Revenue & Fiscal Affairs Office	5,826,522	2,511,274	6,569,274	45,000,000	59,907,070	485,000	9.08%
104	State Fiscal Accountability Authority	1,752,870		13,953,271	7,627,343	23,333,484	0	0.00%
105	SFAA - State Auditor's Office	5,546,057		2,579,639		8,125,696	630,000	12.82%
106	Statewide Employee Benefits	183,013,232				183,013,232	183,013,232	0.00%
107	Capital Reserve Fund	209,194,431				209,194,431	25,609,941	13.95%
112	Debt Service	191,630,298				191,630,298	0	0.00%
113	Aid To Subdivisions - State Treasurer	298,847,059				298,847,059	16,480,730	5.84%
114	Aid to Subdivisions - Department Of Revenue	0				0	(18,648,819)	-100.00%
115	Tax Relief Trust Fund			661,952,631		661,952,631	0	0.00%
<b>General Government &amp; Cultural Total</b>		<b>1,102,176,591</b>	<b>214,162,994</b>	<b>918,012,335</b>	<b>61,445,895</b>	<b>2,295,797,815</b>	<b>234,104,160</b>	
<b>Grand Total</b>		<b>10,059,850,369</b>	<b>11,434,392,176</b>	<b>7,393,465,760</b>	<b>5,467,347,453</b>	<b>34,355,055,758</b>	<b>789,230,604</b>	<b>8.51%</b>

This page intentionally blank.



# **Governor's Recommended Appropriations**



## GOVERNOR'S RECOMMENDED APPROPRIATIONS

### Public Safety and Criminal Justice

---

#### **Attorney General's Office (Sec. 59)**

- \$626,470 for retention and personnel funding
- \$150,000 for a new Assistant Solicitor General
- \$241,000 for Crime Victim Services operating

#### **Prosecution Coordination (Sec. 60)**

- \$74,000 for technology equipment and software
- \$33,214 to cover the general tort liability increase
- \$227,000 for an IT Manager and a Staff Attorney, non-recurring funding of \$406,000 for database development and equipment for new FTEs
- \$9,600,000 to be distributed as \$600,000 to each circuit for technology expenses

#### **Indigent Defense (Sec. 61)**

- \$122,000 for a Juvenile Defender Advocate
- \$1,300,000 to reduce the agency's dependence on fines and fees

#### **State Law Enforcement Division (Sec. 62)**

- \$1,148,857 for agent step increases
- \$5,063,109 for agency personnel with \$2,429,800 non-recurring for new personnel equipment
- \$500,000 to establish a vehicle rotation
- \$484,953 for an increase in Insurance Reserve Fund
- \$1,289,000 for agency operating increases
- \$108,548 for animal fighting enforcement with \$72,600 non-recurring for new personnel equipment
- \$2,562,500 non-recurring for renewal of the statewide breath testing contract

- \$500,000 non-recurring for upgrade of fingerprinting and computerized criminal history databases

**Department of Public Safety (Sec. 63)**

- \$1,246,457 increased cost of general tort liability insurance
- \$1,078,988 body worn camera rotation
- \$8,769,012 for school resource office annualization
- \$14,935,000 transfer of the School Safety Program from Dept. of Education
- \$250,000 non-recurring for Local Law Enforcement Accreditation
- \$30,000 non-recurring for the Governor’s Law Enforcement Award
- \$2,000,000 non-recurring for Vehicles
- \$20,000,000 non-recurring for Body Camera and Vest Grants
- \$2,000,000 non-recurring for Local Law Enforcement Grants

**Law Enforcement Training Council (Sec. 64)**

- \$229,497 for instructor salary adjustments
- \$200,000 non-recurring for Sheriff’s Ethics Training
- \$1,240,553 non-recurring to renovate the main campus dormitory restrooms.

**Department of Corrections (Sec. 65)**

- \$352,500 non-recurring to expand the K-9 Unit
- \$1,177,300 non-recurring for transportation equipment
- \$192,000 non-recurring for CDL Training School modification and updating
- \$10,000,000 non-recurring for deferred maintenance projects

**Department of Probation, Parole and Pardon Services (Sec. 66)**

- \$562,692 for increased cost of insurance
- \$625,672 for the agency fleet replacement plan
- \$1,391,046 for agency recruitment and retention
- \$964,733 for expanding and improving re-entry services
- \$642,186 to expand the Domestic Violence Program to five more counties
- \$540,910 to expand the Mental Health Program to eight more counties
- \$1,236,051 non-recurring for information technology one-time purchases
- \$3,365,116 non-recurring for Motorola radio lease
- \$998,921 non-recurring for finger printing technology contract
- \$545,565 non-recurring for body worn camera contract to fully cover all agents

**Adjutant General’s Office (Sec. 100)**

- \$2,500,000 for Armory Revitalization
- \$2,000,000 increase in Armory Operations funding
- \$600,000 to fund the increase in lease costs
- \$15,000 for IT network migration recurring costs and \$195,000 in non-recurring for one-time expenses associated with the migration
- \$75,000 for an additional grant processing employee

- \$150,000 to fund one interagency coordinator and one emerging hazards coordinator
- \$4,355 for state burial flags
- \$172,000 non-recurring to replace the remaining HVAC units at SCEMD
- \$221,000 non-recurring to repair the exterior of the SCEMD building
- \$4,200,000 non-recurring to repair the Olympia Armory

#### **Department of Veterans' Affairs (Sec. 101)**

- \$125,126 for operations to fund travel and attendance at training programs
- \$157,992 to hire a Military Base Support Coordinator and a Military Quality of Life Coordinator and \$8,000 non-recurring to provide equipment to the two new FTE's
- \$2,000,000 to fund Veterans Treatment Courts in all 16 circuits and \$4,000 non-recurring to purchase equipment for new Justice Involved Veteran Coordinator
- \$100,000 for public outreach
- \$12,000 recurring for fuel and maintenance and \$1,283,380 non-recurring to outfit four vehicles with medical and electronic components to enable remote medical appointments and tele-meetings
- \$8,000,000 non-recurring for the Shaw Military Museum
- \$10,000,000 non-recurring for the Military Enhancement Fund

### K-12 Education and Cultural

---

#### **Department of Education (Sec. 1)**

- \$120,000,000 of recurring funds for State Aid to Classrooms
- \$600,000 of recurring funds for Regional District Infrastructure Support
- \$12,000,000 of non-recurring funds for a Bus Driver Bonus Program
- \$24,000,000 of non-recurring funds for Energy Efficient School Buses
- \$35,000,000 of non-recurring funds to sustain federal maintenance of effort for IDEA and maintenance of equity for ARPA
- \$35,009,000 in non-recurring funds, \$5,991,000 of recurring EIA funds, and \$59,000,000 of EIA non-recurring funds for new instructional materials
- \$5,000,000 of EIA funding for adult education
- \$10,000,000 of EIA funding for career and technology education
- \$3,200,000 of EIA funding for data collection
- \$610,500 of EIA funding for teacher supplies
- \$4,009,000 of EIA funding for the 1% employer contribution increase for SCRS
- \$46,107,935 of recurring EIA funds and \$14,067,725 of non-recurring EIA funds to support charter schools
- \$6,000,000 of EIA funding for the READY program at the Office of First Steps
- \$1,500,000 of EIA funding for STEM Centers SC
- \$390,566 of EIA funding for Special Schools' Teacher Salaries
- \$1,500,000 of EIA funding for the Center for Educational Partnerships at USC
- \$3,000,000 of EIA funding for the Regional Education Centers for Ed Farm and Apple and Future Makers



- \$475,000 of EIA funding for Teacher Working Conditions Survey
- \$1,000,000 of EIA funding for the Save the Children rural education initiative
- \$1,000,000 of EIA funding for a School Quality Survey
- \$3,500,000 of EIA funding for an Education Data Dashboard
- \$3,000,000 of EIA funding for Jobs for America’s Graduates
- \$4,083,275 of non-recurring EIA funding for the Department of Education’s Grants Committee
- \$450,000 of non-recurring EIA funding for the Carolina Collaborative for Alternative Preparation
- \$1,000,000 of non-recurring EIA funding for Schools of Innovation
- \$1,500,000 of non-recurring EIA funding for an Artificial Intelligence program with Palmetto Partners
- \$20,000,000 of Lottery funding for Education Savings Accounts
- \$117,490 for the Governor’s School for Arts and Humanities and \$128,470 for the Governor’s School for Science and Mathematics of recurring funds for support costs with the Department of Administration

**Wil Lou Gray Opportunity School (Sec. 5)**

- \$75,000 for vocational equipment
- \$200,000 non-recurring for renovations and maintenance

**School for the Deaf and Blind (Sec. 6)**

- \$1,000,000 for agency operating expenses
- \$4,000,000 non-recurring for renovations

**John de la Howe School (Sec. 7)**

- \$97,000 for increased cost of shared services with Department of Administration
- \$950,000 non-recurring for the LS Brice School Science Lab
- \$250,000 non-recurring for Security Fencing

**Governor’s School for Arts & Humanities (Sec. 8)**

- \$9,324,804 from Department of Education to establish direct appropriation
- \$117,490 for support costs with the Department of Administration

**Governor’s School for Science and Mathematics (Sec. 9)**

- \$14,191,969 from Department of Education to establish direct appropriation
- \$128,470 for support costs with the Department of Administration

**Department of Archives and History (Sec. 26)**

- \$522,000 in recurring with 2 FTEs and \$9,399,000 in nonrecurring to support the SC Revolutionary War Sestercentennial Commission
- \$1,000,000 nonrecurring for Historic Preservation and State Grant Fund
- \$250,000 nonrecurring for Agency Digital Conversion to Cloud Storage
- \$100,000 nonrecurring to develop African American History Curriculum for SC American Revolution 250<sup>th</sup>

**Arts Commission (Sec. 28)**

- \$450,000 nonrecurring for Cultural and Arts Theatre Center Grants

**State Museum Commission (Sec. 29)**

- \$350,000 and 1 FTE for STEAM Educational Programs and Outreach: Planetarium, Observatory and 4D Theater
- \$100,000 for Annual IT Licenses and Maintenance Costs Supporting Education, Collections Management, and Guest Services
- \$86,000 and 1 FTE for Improvement of Guest Services & Operations: Database Management Support
- \$140,000 and 1 FTE for Stewardship of the State Collection- Collections Management, Environmental Monitoring and Pest Management
- \$3,250,000 for Permanent Gallery renovation – Reimagine the Experience (RTE): Phase 3
- \$450,000 nonrecurring for Museum Security System Upgrades- Phase 2
- \$300,000 nonrecurring for Improvement of Guest Services & Operations: Customer management Software (CRM) System
- \$110,000 nonrecurring for Museum’s IT Network Upgrade
- \$75,000 nonrecurring for Security & Wayfinding Public Announcement System

**Confederate Relic Room and Military Museum Commission (Sec. 30)**

- \$95,000 nonrecurring for Collections Storage Infrastructure
- \$30,000 nonrecurring for SC Vietnam Veterans program

**Economic Development and Natural Resources**

---

**Forestry Commission (Sec. 43)**

- \$2,164,000 for Firefighting and Service Capacity for prompt and effective response to wildfires and other disasters
- \$425,000 Non-recurring funds for Fire Support Aircraft (Airplanes to assist with forest fires)
- \$105,000 for Outreach capacity for promoting the Forestry Commission
- \$1,000,000 in one-time funding for Stream Cross Cost Share Program
- \$5,000,000 non-recurring funds for Wee Tee State Forest Bridge Replacement

**Department of Agriculture (Sec. 44)**

- \$400,000 for Market News Reporting for farmers and producers
- \$500,000 for ACRE-Industry Expansion Funding for entrepreneurs through the Agribusiness Center for Research and Entrepreneurship (ACRE) program
- \$3,550,000 non-recurring funds for Local Farmers Market Enhancements

**Department of Natural Resources (Sec. 47)**

- \$334,129 funding for staffing new public properties, reptiles, and red cockaded woodpecker programs
- \$550,000 non-recurring funds for Public Shellfish Grounds
- \$861,000 for Water Planning, Mapping and Monitoring
- \$8,820,000 non-recurring funding for Water Planning, Mapping and Monitoring
- \$15,000,000 non-recurring funding for Fish Hatcheries and State Lakes Maintenance & Repair
- \$1,043,516 for Inland Fisheries and State Lakes Staffing and Operations
- \$338,584 for Information Technology Program
- \$881,423 for Marine Resources Center Infrastructure Support
- \$8,772,000 non-recurring funding for Marine Infrastructure
- \$892,100 for Vehicle Rotation for DNR Law enforcement officers
- \$1,594,413 for New Class of Law Enforcement and Operating Cost
- \$676,500 non-recurring funding for Law Enforcement Trucks for New Officer Class

**Department of Parks, Recreation & Tourism (Sec. 49)**

- \$3,563,560 for operating fund for Welcome Center facilities
- \$525,000 for Administrative Services
- \$1,500,000 non-recurring funding for park revitalization
- \$6,500,000 non-recurring Sports Marketing Program
- \$3,000,000 non-recurring funding for State Parks Road Paving statewide
- \$1,000,000 non-recurring funding for Campground Utility Replacement
- \$2,000,000 non-recurring funding for Statewide Campgrounds Comfort Stations
- \$500,000 non-recurring funding for Statewide Exhibits
- \$500,000 funding for Charles Towne Landing Animal Forest Enclosure Repairs and Upgrades
- \$500,000 funding for Asbestos, Mold, Mildew, and Lead Abatement-Phase 6
- \$3,000,000 funding for Santee State Park Cabin Renovation
- \$1,000,000 for Cheraw State Parks Cabins

**Department of Commerce (Sec. 50)**

- \$500,000 for funding of Small Business Development Centers
- \$51,000,000 non-recurring funding for Closing Fund
- \$150,000,000 non-recurring funding for Strategic Economic Development Infrastructure
- \$4,000,000 non-recurring funding for LocateSC

**SC Conservation Bank (Sec. 53)**

- \$14,500,000 non-recurring funds for Conservation grant funding

**Rural Infrastructure Authority (Sec. 54)**

- \$2,000,000 non-recurring funds for Planning and Technical Assistance

**State Ports Authority (Sec. 88)**

- \$1,000,000 non-recurring funding for Jasper Terminal Port Facility Infrastructure Fund
- \$300,000,000 non-recurring funding for Port Expansion

**Health and Social Services**

---

**Vocational Rehabilitation (Sec. 32)**

- \$125,000 for outreach/referral marketing
- \$226,073 for data circuits upgrade
- \$520,000 in one-time funds for ADA compliant van replacements
- \$195,000 in one-time funds for data protection and backup system replacement
- \$74,250 in one-time funds for network switch upgrades for security and phone system upgrades
- \$494,000 in one-time funds for the Berkeley-Dorchester VR Center re-roofing
- \$540,000 in one-time funds for the Conway VR Center re-roofing
- \$604,000 in one-time funds for the Rock Hill VR Center re-roofing

**Department of Health and Human Services (Sec. 33)**

- \$150,000,000 for maintenance of effort Medicaid annualization
- \$9,088,838 to maintain access to long-term care services
- \$18,590,000 for service provider rates
- \$100,000 for the South Carolina Institute of Medicine & Public Health
- \$841,273 transfer to the SC Department of Disabilities & Special Needs
- \$2,000,000 in one-time funds for medical contract grants
- \$5,000,000 in one-time funds for the Youth Psychiatric Residential Treatment Facility

**Department of Health and Environmental Control (Sec. 34)**

- \$3,000,000 to sustain the agency workforce through competitive salaries
- \$598,878 to fund dam safety emergencies and support staff
- \$2,518,414 recurring and \$981,078 in one-time funds to improve onsite wastewater permitting timeframes
- \$488,943 for wastewater facilities permitting backlog reduction
- \$650,488 to sustain the Resource Conservation and Recovery Act (RCRA) Program
- \$812,762 recurring and \$179,534 in one-time funds to enhance stormwater compliance
- \$5,039,612 in one-time funds for the ePermitting Project completion
- \$4,741,178 in one-time funds for reimbursement of the able contracting site emergency removal

- \$10,324,876 in one-time funds for temporary permitting support the state infrastructure projects

**Department of Mental Health (Sec. 35)**

- \$778,706 Alzheimer’s funding transfer to the Department on Aging
- \$1,353,530 for the Sexually Violent Predator Treatment Program (SVPTP)
- \$4,259,334 for State Veterans Nursing Homes
- \$5,500,000 for the Suicide Crisis Hotline
- \$300,000 for Community Residential Care Facility daily bed rate increase
- \$200,000 for appointed civil commitment proceedings counsel
- \$15,000,000 in one-time funds for deferred maintenance of state assets

**Department of Disabilities and Special Needs (Sec. 36)**

- \$7,000,000 to enhance Intellectual Disability/Related Disabilities (ID/RD) waiver services and update service rates
- \$1,900,000 for new waiver slots to address the waiting list
- \$618,000 for Early Intervention (EI) utilization increase
- \$841,273 appropriation transfer from DHHS for first filled waiver slots
- \$466,000 to increase access to Post-Acute Rehabilitation (PARI) Program for traumatic brain injuries or spinal cord injuries
- \$500,000 for Greenwood Genetic Center (GGC) base budget increase
- \$140,000 in one-time funds to increase and improve access to community residential supports for regional center individuals
- \$2,000,000 in one-time funds for the South Carolina Genomic Medicine Initiative at Greenwood Genetic Center

**Department of Alcohol and Other Drug Abuse Services (Sec. 37)**

- \$7,501,000 for sustainability of addition crisis efforts
- \$1,000,000 in one-time funds for sustainability of addition crisis efforts

**Department of Social Services (Sec. 38)**

- \$39,278,347 for Caring for South Carolina’s Children

**Commission for the Blind (Sec. 39)**

- \$466,000 for prevention of blindness
- \$127,000 to improve children’s services

**Department on Aging (Sec. 40)**

- \$900,000 for Alzheimer’s funding
- \$280,000 for increase in agency activity
- \$3,553,000 in one-time funds for American Rescue Plan (ARP) state match
- \$150,000 in one-time funds for the HUD Home Modifications Program

**Department of Children’s Advocacy (Sec. 41)**

- \$200,000 for investigations unit infrastructure
- \$400,000 for SC Continuum of Care transfer alignment request
- \$200,000 recurring and \$150,000 in one-time funds for the Foster Care Review Board advocacy upgrades
- \$25,000 in one-time funds for administration and investigations visibility, training, and development

**Human Affairs Commission (Sec. 70)**

- \$83,057 for Community Relations Coordinator Position
- \$83,057 for In-take Officer Position
- \$9,000 in one-time funds for technology - replacement of Cisco switches

**Minority Affairs Commission (Sec. 71)**

- \$222,560 for Statistician III and Administrative Assistant Positions
- \$129,325 for the Prison Re-entry Initiative

**Higher Education**

---

**Commission on Higher Education (Sec. 11)**

- \$6,200,000 in lottery funding for the National Guard Tuition Prepayment Program
- \$4,377,100 in lottery funding for College Transition Program Scholarships

**The Citadel (Sec. 13)**

- \$371,234 for tuition mitigation
- \$2,850,814 from the Capital Reserve Fund for Maintenance and Care of State-Owned Assets

**Clemson University (Sec. 14)**

- \$2,836,003 for tuition mitigation
- \$19,335,094 from the Capital Reserve Fund for Maintenance and Care of State-Owned Assets

**University of Charleston (Sec. 15)**

- \$934,032 for tuition mitigation
- \$7,703,131 from the Capital Reserve Fund for Maintenance and Care of State-Owned Assets

**Coastal Carolina University (Sec. 16)**

- \$522,098 for tuition mitigation
- \$6,281,433 from the Capital Reserve Fund for Maintenance and Care of State-Owned Assets

**Francis Marion University (Sec. 17)**

- \$562,868 for tuition mitigation

- \$4,545,725 from the Capital Reserve Fund for Maintenance and Care of State-Owned Assets

**Lander University (Sec. 18)**

- \$320,776 for tuition mitigation
- \$400,000 in nonrecurring funds for the SC Institute on the Prevention of Sexual Violence
- \$4,258,913 from the Capital Reserve Fund for Maintenance and Care of State-Owned Assets

**South Carolina State University (Sec. 19)**

- \$473,067 for tuition mitigation
- \$2,582,545 from the Capital Reserve Fund for Maintenance and Care of State-Owned Assets

**University of South Carolina (Sec. 20A)**

- \$4,589,729 for tuition mitigation
- \$25,881,086 from the Capital Reserve Fund for Maintenance and Care of State-Owned Assets

**University of South Carolina – Aiken Campus (Sec. 20B)**

- \$334,089 for tuition mitigation
- \$4,040,095 from the Capital Reserve Fund for Maintenance and Care of State-Owned Assets

**University of South Carolina – Upstate (Sec. 20C)**

- \$506,646 for tuition mitigation
- \$6,271,543 from the Capital Reserve Fund for Maintenance and Care of State-Owned Assets

**University of South Carolina – Beaufort Campus (Sec. 20D)**

- \$232,664 for tuition mitigation
- \$2,135,020 from the Capital Reserve Fund for Maintenance and Care of State-Owned Assets

**University of South Carolina – Lancaster Campus (Sec. 20E)**

- \$124,203 for tuition mitigation
- \$2,088,042 from the Capital Reserve Fund for Maintenance and Care of State-Owned Assets

**University of South Carolina – Salkehatchie Campus (Sec. 20F)**

- \$80,157 for tuition mitigation
- \$918,541 from the Capital Reserve Fund for Maintenance and Care of State-Owned Assets

**University of South Carolina – Sumter Campus (Sec. 20G)**

- \$127,768 for tuition mitigation
- \$1,638,043 from the Capital Reserve Fund for Maintenance and Care of State-Owned Assets

**University of South Carolina – Union Campus (20H)**

- \$57,568 for tuition mitigation
- \$1,385,847 from the Capital Reserve Fund for Maintenance and Care of State-Owned Assets

**Winthrop University (Sec. 21)**

- \$617,128 for tuition mitigation
- \$5,449,431 from the Capital Reserve Fund for Maintenance and Care of State-Owned Assets

**Medical University of South Carolina (Sec. 23)**

- \$2,533,344 for tuition mitigation
- \$2,716,061 from the Capital Reserve Fund for Maintenance and Care of State-Owned Assets

**Area Health Education Consortium (Sec. 24)**

- \$670,000 for Health Careers Pipeline Program

**State Board for Technical and Comprehensive Education (Sec. 25)**

- \$4,877,675 for tuition mitigation
- \$85,503,126 from the Capital Reserve Fund for Maintenance and Care of State-Owned Assets at the 16 technical colleges throughout the state

**Regulatory**

---

**Workers' Compensation Commission (Sec.74)**

- \$5,000,000 nonrecurring for IT Legacy System Modernization Project

**Department of Labor, Licensing and Regulation (Sec. 81)**

- \$1,000,000 recurring and \$5,000,000 nonrecurring for State Fire Marshal - USAR
- \$280,000 nonrecurring for Local Fire Department Grants
- \$2,800,000 nonrecurring for Technology Upgrades to Licensing Board Meeting Spaces and Agency IT, Security and Physical Infrastructure Upgrades
- \$850,000 nonrecurring for EMT Tuition Assistance
- \$5,000,000 nonrecurring for Emergency Response Task Force – Regional Team Equipment



- \$12,000,000 nonrecurring for Emergency Response Task Force – USAR – SC Task Force 1 Equipment
- \$2,750,000 for Current USAR Building Renovation

**Ethics Commission (Sec.110)**

- \$1,692,221 and 16 FTEs for Enhanced Enforcement

Transportation

---

**Department of Motor Vehicles (Sec. 82)**

- \$2,600,000 for Equitable Compensation and Employee Retention Career Pathing Plan
- \$220,300 and 4 FTEs for Infrastructure Maintenance Fee Quality Assurance Team
- \$495,450 and 3 FTEs for Act #37 of 2021
- \$120,000 for Cyber Insurance
- \$3,201,370 in one-time funds for CDL Testing Site Expansion

**Department of Employment and Workforce (Sec. 83)**

- \$642,500 nonrecurring for The Be Pro Be Proud Workforce Initiative

**Department of Transportation (Sec. 84)**

- \$100,000,000 for State Match for Federal Infrastructure and Investment and Jobs Act
- \$496,942,369 in one-time funds for State Match for Federal Infrastructure and Investment and Jobs Act

**Division of Aeronautics (Sec. 87)**

- \$20,000 nonrecurring for Surplus Equipment Acquisition

General Government

---

**Office of Resiliency (Sec. 92D)**

- \$379,326 recurring funding for General Operating Support
- \$17,000,000 non-recurring funding for Disaster Relief and Resilience Reserve Fund Increase

**Department of Administration (Sec. 93)**

- \$10,000,000 for deferred maintenance projects
- \$2,600,000 for Facilities Management Operations
- \$2,500,000 for Digital Government Transformation by implementing a personalized digital government service that provides citizens with an efficient and convenient experience
- \$6,500,000 nonrecurring funds for Digital Government Transformation
- \$5,162,490 for Security and Operational Enhancements for South Carolina Enterprise Information System (SCEIS)

**Office of Inspector General (Sec. 94)**

- \$1,460,118 recurring funding for operating support for additional audit responsibilities

**Secretary of State (Sec. 96)**

- \$110,000 and 2 FTEs to support efforts on Boards & Commissions

**Comptroller General (Sec. 97)**

- \$99,142 for one FTE position of Internal Auditor

**Election Commission (Sec. 102)**

- \$2,800,000 for Election Integrity and Compliance Auditor Program
- \$225,000 for two support positions

**Revenue & Fiscal Affairs (Sec. 103)**

- \$485,000 for recruitment and retention

**State Auditor's Office (Sec. 105)**

- \$630,000 for recruitment and retention

**Statewide Employee Benefits (Sec. 106)**

- \$101,773,000 recurring and \$100,000,000 in one-time funds for the employer's share of the State Health Plan
- \$34,583,426 for 1% SCRS and PORS retirement increase
- \$46,656,806 for a 2% Merit Pay program

**Capital Reserve Fund (Sec. 107)**

- \$25,609,941 to meet statutory funding requirements

**Aid to Subdivisions – State Treasurer (Sec. 113)**

- \$12,583,080 to meet statutory funding requirements for the Local Government Fund
- \$3,897,650 to meet formula funding requirements in Aid to Subdivisions

**Aid to Subdivisions – Department of Revenue (Sec. 114)**

- \$18,648,819 reduction in the General Fund subsidy for the Homestead Exemption



# Governor's Proviso Recommendations



GOVERNOR'S EXECUTIVE BUDGET PROVISO RECOMMENDATIONS

# / ACTION	TITLE / DESCRIPTION
<b>1.3</b>	<b>State Aid to Classrooms</b>
Amend	<i>This proviso allocates funds for State Aid to Classrooms. The amendment increases the state minimum teacher salary schedule by \$2,000 per cell and the state share from 70 to 75 percent. The proviso is also amended to simplify the weights and increase public transparency and accountability for the expenditure of the funds. The proviso also establishes that the funds provide for an average student-teacher ratio of 11.7 students per teacher based on the average cost to hire a teacher of \$66,524, which includes fringe benefits.</i>
<b>1.7</b>	<b>Governor's School for Science &amp; Math</b>
Delete	<i>This proviso allows for the Governor's School for Science &amp; Math to carry forward unexpended funds at the direction of their Board of Trustees. This proviso is recommended for deletion, to be moved to the new Section 10 for the Governor's School for Science &amp; Math.</i>
<b>1.21</b>	<b>Governor's School Leave Policy</b>
Delete	<i>This proviso authorizes the Governor's Schools to promulgate administrative policies governing annual and sick leave for faculty and staff in compliance with their school calendars and instructional needs of students at both schools. Policy is to be approved by the Board of Directors. This proviso is recommended for deletion, to be moved to new Sections 9 and 10 for each of the Governor's Schools.</i>

---

**1.24 School Districts and Special Schools Flexibility**

Amend (Technical) *This proviso allows school districts and special schools flexibility to use various revenue sources as they deem appropriate to achieve student outcomes within specified parameters. This amendment updates the 2021-22 fiscal year reference to current school year.*

---

**1.27 Governor's School for the Arts & Humanities Carry Forward**

Delete *This proviso allows for the Governor's School for Science & Math to carry forward unexpended funds at the direction of their Board of Trustees. This proviso is recommended for deletion, to be moved to new Sections 9 and 10 for each of the Governor's Schools.*

---

**1.28 Governor's Schools' Fees**

Delete *This proviso authorizes the Governor's Schools to charge, collect, expend and carry forward student fees as approved by their Board of Directors, establishes policies regarding the collection and publication of student fee schedules, and prohibits students from being denied admittance or participation due to financial inability to pay such fees. This proviso is recommended for deletion, to be moved to new Sections 9 and 10 for each of the Governor's Schools.*

---

**1.31 SCGSAH Certified Teacher Designation**

Delete *This proviso authorizes the Governor's School for Arts & Humanities to employ non-certified classroom teachers teaching in the literary, visual and performing arts subject areas who are otherwise appropriately qualified. This proviso is recommended for deletion, to be moved to the new Section 9 for the Governor's School for Arts & Humanities.*

---

**1.43 Governor's Schools Residency Requirement**

Delete *This proviso requires parents of students at the Governor's Schools to prove that they are legal residents of South Carolina when their student applies to the school, and during the student's tenure at these schools. This proviso is recommended for deletion, to be moved to new Sections 9 and 10 for each of the Governor's Schools.*

---

---

**1.55**

**Full-Day 4K**

Amend

*This proviso specifies funding levels for public and private 4K providers. This amendment increases the reimbursement rates by 5.6% for instructional costs and for transportation associated with the full-day 4K program. The proviso is further amended to increase from \$1,000 to \$1,200 per child for the cost of equipping classrooms. In addition, the proviso deletes references to a building renovations pilot project for private providers. The program evaluation date is updated from January 15 to March 15 to allow data on kindergarten readiness to be included in the report.*

---

**1.58**

**Governor's Schools Informational Access to Students**

Delete

*This proviso allows the Governor's Schools to collaborate with individual schools and their staff to share information with students and families about their offerings. This proviso also details reporting requirements on this collaboration and requires the Governor's Schools to share information necessary to complete school report cards. This proviso is recommended for deletion, to be moved to new Sections 9 and 10 for each of the Governor's Schools.*

---

**1.79**

**Teacher Salaries/SE Average**

Amend

*This proviso establishes the southeastern average teacher salary, requires year of experience increases by districts, and directs the statewide teacher pay increase. This amendment updates the Southeastern average teacher salary, updates fiscal year references, and increases the cells in the state minimum teacher salary by \$2,000.*

---

**1.80**

**School District Hold Harmless**

Amend

*This proviso holds harmless from the Fiscal Accountability Act any district that must use reserve funds to pay for teacher salary or step increases, if funding is not increased. This amendment updates the fiscal year and clarifies that allocations to school districts are made pursuant to Proviso 1.3.*

---

---

**1.81 Educational Services for Children with Disabilities**

Amend (Technical) *This proviso requires the Department of Education to work with other service providing agencies to report on whether children with disabilities are receiving the services they need and whether services or funding should be reformed. This amendment removes the fiscal year references to make this an annual report.*

---

**1.82 Reserve Suspension**

Delete *This proviso suspends the cash reserve limitations of permanent statute for Dorchester County School District 2. The Executive Budget recommends the deletion of this proviso in accordance with the Governor's vetoes in the fiscal year 2019-20 and 2021-22 Appropriations Bills.*

---

**1.83 Standard-Based Assessments Suspended**

Amend (Technical) *This proviso suspends code sections requiring standardized testing for science in eighth grade and social studies in grades five and seven and directs the expenditure of savings from the assessment suspension. This amendment is a fiscal year update.*

---

**1.84 Master's Plus Thirty**

Delete *This proviso requires the Department of Education to process the Master's Plus Thirty certificate classification in the same manner as the prior fiscal year. Regulation 43-53 was adopted by the General Assembly, so the proviso is no longer needed*

---

**1.85 COVID-19 Emergency Powers**

Amend (Technical) *This proviso grants emergency powers to the Superintendent of Education in response to COVID-19. This amendment updates the fiscal year reference.*

---

---

<b>1.86</b>	<b>Formative Assessment Data</b>
Amend	<i>This proviso ensures that students are assessed using a state approved interim assessment tool during the fall, winter, and spring. This amendment removes fiscal year references, updates the grades assessed to first through eighth (excluding ninth grade), and ensures the data will be provided to the Education Oversight Committee for evaluation.</i>

---

<b>1.87</b>	<b>School District Employees Data</b>
Amend (Technical)	<i>This proviso requires school districts to provide employee data to the Department. This amendment removes the fiscal year reference to require the report to be published annually.</i>

---

<b>1.88</b>	<b>Governor's Schools Transfer Plan</b>
Delete	<i>This proviso directs the Governor's Schools to develop a transfer plan to operate independently from the Department. This transfer is accomplished in this Executive Budget, and the proviso is no longer needed.</i>

---

<b>1.91</b>	<b>Public School Virtual Program Funding</b>
Amend (Technical)	<i>This proviso sets guidelines and funding requirements for public school virtual programs. This amendment updates the fiscal year reference.</i>

---

<b>1.94</b>	<b>Retired Teacher Salary Negotiation</b>
Amend (Technical)	<i>This proviso allows school districts to uniformly negotiate retired teacher salaries. This amendment updates the fiscal year reference.</i>

---

<b>1.96</b>	<b>Federal Maintenance of State Support and Equity</b>
Add New	<i>This proviso directs the spending of \$35 million in non-recurring general funds for Federal Maintenance of State Support and Equity. These funds may only be used to meet the maintenance of state financial support for IDEA and maintenance of equity for ARPA.</i>

---



<b>1.97</b>	<b>Anti-Bullying</b>
Add New	<i>The Executive Budget recommends adding this new proviso requiring a school district to implement a policy that prohibits the unauthorized use of personal electronic communication devices by students during direct classroom instructional time in order to receive increased funding for the base student cost.</i>
<b>1.98</b>	<b>Bus Driver Salary Supplements</b>
Add New	<i>This proviso directs the allocation of non-recurring General Funds for Bus Driver Salary Supplements to provide a retention bonus for continuously employed bus drivers of up to \$2,000 for the FY 2022-23 school year.</i>
<b>1.99</b>	<b>Energy Efficient School Bus Purchase</b>
Add New	<i>The Executive Budget recommends establishing this proviso which requires the Department of Education to purchase energy efficient school buses with low to zero emissions.</i>
<b>1A.9</b>	<b>Teacher Supplies</b>
Amend (Technical)	<i>This proviso directs the distribution of teacher supply funds. This amendment updates the tax year references.</i>
<b>1A.12</b>	<b>Technical Assistance</b>
Delete	<i>This proviso allows the Department to provide technical assistance to low performing school districts. Act 44 of 2021 amended state law to address underperforming schools and school districts. Therefore, the proviso is no longer needed.</i>
<b>1A.14</b>	<b>School Districts and Special Schools Flexibility</b>
Amend (Technical)	<i>This proviso allows school districts and special schools flexibility to use various revenue sources as they deem appropriate to achieve student outcomes within specified parameters. This amendment updates the 2021-22 fiscal year reference to current school year.</i>

---

<b>1A.20</b>	<b>Certified Staff Technology Proficiency</b>
Delete	<i>This proviso requires the Department to approve district technology plans that are aligned to the International Society for Technology in Education standards. These reporting requirements are now included in the District Strategic and Renewal Plans, so this proviso can be deleted.</i>

---

<b>1A.24</b>	<b>Students at Risk of School Failure</b>
Delete	<i>This proviso allocates EIA funding to school districts for students at academic risk of school failure. This proviso can be deleted as the Executive Budget now allocates these funds in Proviso 1.3.</i>

---

<b>1A.29</b>	<b>Full-Day 4K</b>
Amend	<i>This proviso specifies funding levels for public and private 4K providers. This amendment increases the reimbursement rates by 5.6% for instructional costs and for transportation associated with the full-day 4K program. The proviso is further amended to increase from \$1,000 to \$1,200 per child for the cost of equipping classrooms. In addition, the proviso deletes references to a building renovations pilot project for private providers. The program evaluation date is updated from January 15 to March 15 to allow data on kindergarten readiness to be included in the report.</i>

---

<b>1A.30</b>	<b>Aid to Districts</b>
Delete	<i>This proviso allocates EIA Aid to Districts funding. This proviso can be deleted as the Executive Budget now allocates these funds in Proviso 1.3.</i>

---

<b>1A.32</b>	<b>IDEA Maintenance of Effort</b>
Delete	<i>This proviso requires the Department to ensure maintenance of state financial support for the IDEA. This proviso can be deleted as the Executive Budget now incorporates this language in Proviso 1.3.</i>

---

---

**1A.36**                    **Teacher Salaries/SE Average**

Amend                    *This proviso establishes the southeastern average teacher salary, requires year of experience increases by districts, and directs the statewide teacher pay increase. This amendment updates the Southeastern average teacher salary, updates fiscal year references, and increases the cells in the state minimum teacher salary by \$2,000.*

---

**1A.49**                    **South Carolina Public Charter School Funding**

Amend                    *This proviso establishes the per pupil EIA funding for charter schools authorized by the Public Charter School District or an Institution of Higher Education. This amendment deletes the 60-day extension for charter school applications to the SC Public Charter School District as it is no longer needed.*

---

**1A.65**                    **Digital Learning Plan**

Amend                    *This proviso directs the implementation of the digital learning program for school makeup days. This amendment removes references to the pilot program and gives the Superintendent of Education greater authority to approve e-Learning days as well as the ability to withhold funding if districts fail to provide 180 days of instruction to students.*

---

**1A.66**                    **Teacher Recruitment Program**

Amend (Technical)    *This proviso directs the funding and reporting requirements of the Teacher Recruitment Program. This amendment is a fiscal year update.*

---

**1A.67**                    **Bridge Program**

Amend (Technical)    *This proviso directs \$1.4 million to SC State University for a Bridge program to recruit minority high school students into the teaching profession. This amendment is a fiscal year update.*

---

<b>1A.70</b>	<b>Surplus</b>
Amend	<i>This proviso allocates surplus EIA cash funds from the prior fiscal year. This amendment allocates \$89,101,000 of surplus EIA funds.</i>
<b>1A.71</b>	<b>Resources for Early Acceleration and Development in Youth (READY) program</b>
Add New	<i>This proviso directs how funds appropriated for READY at the Office of First Steps are to be expended.</i>
<b>1A.72</b>	<b>EIA Appropriations</b>
Add New	<i>This proviso directs EIA appropriations for Aid to Districts, Students at Risk of School Failure, Allocations EIA - Teacher Salaries, and Allocations EIA - Employer Contributions be allocated to districts pursuant to Proviso 1.3.</i>
<b>1A.73</b>	<b>K-12 Computer Science Plan</b>
Add New	<i>This proviso requires the Department to develop a state K-12 computer science plan by December 30 of the current fiscal year.</i>
<b>1A.74</b>	<b>Education Data Dashboard</b>
Add New	<i>This proviso directs the Education Oversight Committee to pilot an Education Data Dashboard which must interface with existing systems to provide meaningful information on school district, school, and system progress.</i>
<b>3.1</b>	<b>Audit</b>
Amend (Technical)	<i>This proviso requires the development of procedures to ensure that lottery proceeds are expended in accordance with law. The Executive Budget recommends updating the fiscal year.</i>

---

**3.4**                      **FY 2022-23 Lottery Funding**

Amend                      *This proviso directs the allocation of the FY 2022-23 lottery revenues.*

---

**7.1**                      **Status Offender Carry Forward**

Delete                      *This proviso allowed John de la Howe to carry forward funds appropriated to expand residential programs to include court ordered status offenders. Act 164 of 2020 amended the functions of John de la Howe and created the Governor's School for Agriculture at John de la Howe. This Executive Budget recommends deleting the proviso, as the funds should be transferred to the Governor's School for Agriculture at John de la Howe.*

---

**9.1**                      **Governor's School Leave Policy**

Add New                      *This proviso authorizes the Governor's School for the Arts & Humanities to promulgate administrative policies governing annual and sick leave for faculty and staff in compliance with their school calendars and instructional needs of students at both schools. Policy is to be approved by the Board of Directors.*

---

**9.2**                      **Governor's School for the Arts & Humanities Carry Forward**

Add New                      *This proviso allows the Governor's School for the Arts & Humanities to carry forward and expend any unexpended funds that were appropriated to the school or generated by the school, pursuant to the discretion of their Board of Trustees.*

---

**9.3**                      **Governor's Schools' Fees**

Add New                      *This proviso authorizes the Governor's School for Arts & Humanities to charge, collect, expend and carry forward student fees as approved by their Board of Directors, establishes policies regarding the collection and publication of student fee schedules, and prohibits students from being denied admittance or participation due to financial inability to pay such fees.*

---

---

**9.4 SCGSAH Certified Teacher Designation**

Add New *This proviso authorizes the Governor's School for Arts & Humanities to employ non-certified classroom teachers teaching in the literary, visual and performing arts subject areas who are otherwise appropriately qualified.*

---

**9.5 Governor's Schools Residency Requirement**

Add New *This proviso requires parents of students at the Governor's School for Arts & Humanities to prove that they are legal residents of South Carolina when their student applies to the school, and during the student's tenure at the school.*

---

**9.6 Governor's Schools Informational Access to Students**

Add New *This proviso allows the Governor's School for Arts & Humanities to collaborate with individual schools and their staff to share information with students and families about their offerings. This proviso also details reporting requirements on this collaboration and requires the Governor's school to share information necessary to complete school report cards.*

---

**10.1 Governor's School for Science & Math**

Add New *This proviso allows for the Governor's School for Science & Math to carry forward unexpended funds at the direction of their Board of Trustees.*

---

**10.2 Governor's School Leave Policy**

Add New *This proviso authorizes the Governor's School for Science & Math to promulgate administrative policies governing annual and sick leave for faculty and staff in compliance with their school calendars and instructional needs of students at both schools. Policy is to be approved by the Board of Directors.*

---

---

**10.3****Governor's Schools' Fees**

Add New

*This proviso authorizes the Governor's School for Science & Math to charge, collect, expend and carry forward student fees as approved by their Board of Directors, establishes policies regarding the collection and publication of student fee schedules, and prohibits students from being denied admittance or participation due to financial inability to pay such fees.*

---

**10.4****Governor's Schools Residency Requirement**

Add New

*This proviso requires parents of students at the Governor's School for Science & Math to prove that they are legal residents of South Carolina when their student applies to the school, and during the student's tenure at the school.*

---

**10.5****Governor's Schools Informational Access to Students**

Add New

*This proviso allows the Governor's School for Science & Math to collaborate with individual schools and their staff to share information with students and families about their offerings. This proviso also details reporting requirements on this collaboration and requires the Governor's school to share information necessary to complete school report cards.*

---

**11.18****Suspend Governor's Professor of the Year Award**

Amend (Technical)

*This proviso suspends the Governor's Professor of the Year Award. This amendment updates the fiscal year reference.*

---

**11.21****Grant Authorization Adjustment**

Add New

*The Executive Budget recommends adding this new proviso allowing the Commission on Higher Education to receive increased other funds authorization to expend grant awards received during the year with proper documentation to the Executive Budget Office and reporting to the legislative appropriations committees.*

---

---

**26.1 Historic Preservation and Community Development Grants**

Add New *The Executive Budget recommends adding this proviso creating a grants committee at the Department of Archives and History, setting criteria for grant awards, and requiring external evaluation of grantees.*

---

**27.1 Aid to Counties Libraries Allotment**

Amend *This current proviso appropriates funds for "Aid to County Libraries" which are allotted to each county on a per capita basis according to the official United States Census For 2010. No county shall be allocated less than \$100,000 under this provision. To receive this aid, local library support shall not be less than the amount actually expended for library operations from local sources in the second preceding year. The Executive budget recommends amending the proviso reference from 2010 to 2020 Census data.*

---

**28.6 Cultural Arts and Theater Center Grants**

Add New *The Executive Budget recommends adding this proviso creating a grants committee at the Arts Commission, setting criteria for grant awards, and requiring external evaluation of grantees.*

---

**33.22 Rural Health Initiative**

Amend *This proviso directs the Department of Health and Human Services for the Rural Health Initiative. The department shall partner with state agencies, institutions, and other key stakeholders to implement the Rural Health Initiative to better meet the needs of medically underserved communities throughout the state. This amendment strikes the reference to hospital transformation based CMS guidance to eliminate transformation grants.*

---

**33.23 IDEA Part C Compliance**

Amend (Technical) *This proviso requires the Department of Health and Human Services to report to the Governor, the Chairman of the Senate Finance Committee, and the Chairman of the House Ways and Means Committee on the status of the Department's efforts to bring the BabyNet program into compliance with federal requirements. This amendment will update the fiscal year.*

---



---

**33.24**                      **Personal Emergency Response System**

Delete                      *The proviso requires the department to develop one or more Requests for Proposals, to provide for Personal Emergency Response Systems (PERS) to be issued to Medicaid recipients pursuant to the department’s Medicaid Home and Community-based waiver. The proviso also gives guidance regarding required system capability and service. The Executive Budget recommends the deletion of this proviso in accordance with the governor’s vetoes in the FY 2019-20 Appropriations Bill.*

---

**33.27**                      **Optional State Supplement Adjustments**

Amend                      *This proviso allows DHHS to make cost-of-living adjustments to the Optional State Supplementation (OSS) program as a result of cost-of-living adjustments made by the federal government for OSS to ensure payment amounts are not reduced. This amendment strikes the reference to the one-time payment in FY 2021-2022 since the payment has been completed.*

---

**33.28**                      **Defunding Planned Parenthood**

Add New                      *This proviso prohibits the Department of Health and Human Services from accepting federal funding for family planning. The agency is also given guidance regarding the prohibition of appropriating state funds for family planning that directly or indirectly subsidizes abortion services, procedures, or administrative functions. An otherwise qualified organization may not be disqualified from receipt of these funds because of its affiliation with an organization that provides abortion services, provided that the affiliated organization that provides abortion services is independent of the qualified organization. The Executive Budget recommends the establishment of this proviso.*

---

**33.29**                      **Medical Contract Grants**

Add New                      *The Executive Budget recommends adding this proviso creating a grants committee at the Department of Health and Human Services, setting criteria for grant awards, and requiring external evaluation of grantees.*

---

---

**34.44**                      **Wave Dissipation Device**

Delete                      *This proviso allows the department to permit a Wave Dissipation Device Pilot Program to be initiated with funds appropriated to the department for the Coastal Resource Improvement Program. The Executive Budget recommends deleting this proviso.*

---

**34.51**                      **Hazardous Waste Fund County Account**

Delete                      *This proviso requires funds in each county's Hazardous Waste Fund County Account to be released by the State Treasurer, upon the written request of a majority of the county's legislative delegation representing the economically depressed area of the county, and shall be used for infrastructure within the economically depressed area of that county. The Executive Budget recommends the deletion of this proviso in accordance with the governor's vetoes in the FY 2019-20 Appropriations Bill.*

---

**34.53**                      **State Trauma Registry**

Amend (Technical)      *This proviso directs that all state verified trauma centers are required to submit relevant patient care data through the State Trauma Registry. The Department of Health and Environmental Control is required to develop policies and regulations to ensure the data is collected. The Executive Budget recommends updating the date referenced in the proviso.*

---

**34.58**                      **Solar Projects**

Delete                      *This proviso directs the department to submit regulations to guide all South Carolinians invested in, selling, installing, and using photovoltaic modules and energy storage system batteries in the management of end-of-life photovoltaic modules and energy storage system batteries on solar projects and the decommissioning of solar projects in excess of thirteen acres. The Executive Budget recommends deleting this proviso.*

---

---

**34.59**                      **Permit Extension**

Amend (Technical)    *This proviso states that the expiration and any associated vested right of a critical area permit or navigable water permit issued by DHEC for the construction of a dock is extended until June 30, 2023, provided the permit is valid on July 1, 2022 or at any time during the previous eighteen months. This amendment will update date references.*

---

**34.60**                      **Onsite Wastewater Systems**

Delete                      *This proviso allows the Department of Health and Environmental Control to expend funds appropriated and authorized to regulate onsite wastewater systems, but the department only may regulate such onsite systems in the same manner as such systems were regulated on January 12, 2021. The Executive Budget recommends deleting this proviso.*

---

**35.1**                        **Patient Fee Account**

Amend                      *This proviso authorizes the Department of Mental Health to retain and expend its Patient Fee Account funds. The department shall remit \$290,963 to the General Fund, \$50,000 to the Alliance for the Mentally Ill, and \$250,000 to S.C. Share Self Help Association Regarding Emotions. Amendment strikes \$400,000 to the Continuum of Care.*

---

**35.3**                        **Alzheimer's Funding**

Delete                      *This proviso requires the Department of Mental Health to expend funds for the Community Mental Health Center on contractual services for Alzheimer's patient respite care and diagnostic services. The Executive Budget recommends deleting this proviso and establishes a new proviso at the Department on Aging.*

---

---

**35.11 Fitness to Stand Trial**

Amend (Technical) *This proviso allows the Department of Mental Health to initiate a pilot program to determine the efficacy and cost-effectiveness of providing restoration treatment to defendants in a detention center, as an alternative to the current requirement in subsection (3) of Section 44-23-430 that the defendant be hospitalized for the restoration treatment. This amendment will update the fiscal year reference.*

---

**36.14 Beaufort DSN Facility**

Delete *This proviso authorizes the Department of Disabilities and Special Needs to retain the full amount of proceeds from the sale of the local Disabilities and Special Needs Board of Beaufort County property and use the proceeds to purchase a new property for the local Disabilities and Special Needs Board in Beaufort County that more appropriately meets the needs of the individuals served. The Executive Budget recommends deleting this proviso.*

---

**38.14 Family Foster Care Payments**

Amend *This proviso dictates payments to foster families for the care of foster children. This amendment increases the monthly payments for ages 0-5 to \$619; ages 6-12 to \$723; and ages 13 and over to \$764.*

---

**38.22 SNAP Coupons**

Amend *This proviso allows DSS to continue the "Healthy Bucks" program established to provide coupons that allow Supplemental Nutrition Assistance Program (SNAP) recipients to obtain additional fresh fruits and vegetables when purchasing fresh produce with SNAP benefits through their EBT cards. The amendment increases the benefit to \$20 per month (a recipient spends \$5 in SNAP, receives \$15 equivalent in Healthy Bucks tokens to use at the same location).*

---

---

**38.23 Internal Child Fatality Review Committees**

Amend (Technical) *This proviso directs the Department of Social Services to create and fund Internal Child Fatality Review Committees. This amendment will update the fiscal year reference.*

---

**38.30 Faith-Based Private Child Placing Agencies**

Add New *This proviso directs the Department of Social Services regarding faith-based child placing agencies.*

---

**39.2 Reallotment Funds**

Add New *This proviso will allow the agency to expend reallotment dollars that may be received after the budget/spending authority has been approved to maximize utilization of federal funding and prevent the loss of funding to other states in the Basic Service Program. The Executive Budget recommends the establishment of this proviso.*

---

**39.3 Deferred Maintenance, Capital Projects, Ordinary Repair and Maintenance Account**

Add New *This proviso allows the commission to establish an account with the SC Treasurer's Office to store funds for upcoming deferred maintenance, capital projects and ordinary repair and maintenance. This account will allow carryforward of funds. The Executive Budget recommends the establishment of this proviso.*

---

**39.4 Remodeling**

Add New *This proviso allows the commission to reallocate funds from a cancelled bathroom remodel project to capital projects currently in development. The Executive Budget recommends the establishment of this proviso.*

---

**40.9 Alzheimer's Funding**

Add New *The Executive Budget recommends adding this proviso directing the Department on Aging to use \$778,706 for contractual services to provide respite care and diagnostic services to those who qualify.*

---

---

**47.15 Non-Native Wildlife**

Delete *This proviso setup a program at DNR to encourage the voluntary surrender of Black and White Tegus, paying each South Carolina resident \$100 for each live Tegu surrendered. The Executive Budget agrees with the department's request to delete this proviso as no Tegu have been surrendered.*

---

**47.16 Water Recreation Resource Fund**

Add New *The Executive Budget recommends establishing this proviso to allow DNR to use the Water Recreation Resource Fund to award grants for reimbursement to local law enforcement and water rescue entities for purchase of boats, boat trailers, outboard motors, boating safety equipment and water rescue equipment.*

---

**47.17 Building Maintenance Carry Forward**

Add New *The Executive Budget recommends establishing this proviso to allow DNR to transfer any residual funds appropriated for headquarters building rent to an earmarked fund at year end. The funds must only be expended for headquarters building rent, maintenance and to fund capital improvements.*

---

**49.16 State Parks Maintenance**

Delete *This proviso directs PRT to utilize the funds appropriated for the Medal of Honor Museum for state parks maintenance needs. The Executive Budget recommends deletion of this proviso as it is no longer needed.*

---

**49.17 Destination Specific Tourism**

Amend (Technical) *This proviso allows the agency director to reduce the grant match requirement for the recurring funds appropriated to the Destination Specific Tourism Marketing grant program. The Executive Budget recommends updating the fiscal year reference.*

---

---

<b>49.19</b>	<b>PARD Fund Expiration</b>
Delete	<i>The Executive Budget recommends deletion of this proviso which extended PARD funds to Fiscal Year 2021-22.</i>

---

<b>49.20</b>	<b>Local Parks Revitalization Grants</b>
Add New	<i>The Executive Budget recommends adding this proviso creating a grants committee at the Department of Parks, Recreation and Tourism, setting criteria for grant awards, and requiring external evaluation of grantees.</i>

---

<b>49.21</b>	<b>Sports Marketing Grants</b>
Add New	<i>The Executive Budget recommends adding this proviso creating a grants committee at the Department of Parks, Recreation and Tourism, setting criteria for grant awards to include motorsport facilities, and requiring external evaluation of grantees.</i>

---

<b>60.4</b>	<b>Solicitor Carry Forward</b>
Amend	<i>The Executive Budget recommends amending the fiscal year reference in this proviso to permit the Prosecution Coordination Commission to carry forward agency operating funds into the next fiscal year for the same purpose.</i>

---

<b>60.13</b>	<b>Intake and Review Funding</b>
Amend	<i>The Executive Budget recommends amending the language of this proviso to permit the agency to use funds for Intake and Early Assessment processes and to permit the agency to carryforward funds provided for this purpose.</i>

---

<b>60.15</b>	<b>Exemption for Pass Through Funding</b>
Add New	<i>The Executive Budget recommends adding this proviso exempting pass-through funding at the Prosecution Coordination Commission from being included in any budget reduction calculations.</i>

---

---

**62.23                      Animal Fighting Enforcement**

Add New                      *The Executive Budget recommends establishing this proviso directing SLED to dedicate an agent for the enforcement of all violations related to animal fighting.*

---

**63.9                              School Safety Program**

Amend                              *The Executive Budget recommends amending the language of this proviso to require the collaboration of local law enforcement agencies and school district superintendents when applying for grants to fund school resource officers and remove language requiring the transfer of funding from the Department of Education as the transfer is complete.*

---

**63.10                            Local Law Enforcement Grants**

Add New                              *The Executive Budget recommends adding this proviso creating a grants committee at the Department of Public Safety, setting criteria for grant awards, and requiring external evaluation of grantees.*

---

**63.11                            State Accreditation**

Add New                              *The Executive Budget recommends adding this proviso to assist law enforcement agencies, especially small and rural law enforcement agencies, in achieving voluntary, state law enforcement accreditation. These funds would be awarded to South Carolina Law Enforcement Accreditation Inc. through the SC Department of Public Safety. These funds would specifically be used assist small, rural law enforcement agencies to achieve voluntary, state law enforcement accreditation that will increase the level of public safety, professionalism, and accountability.*

---

**63.12                            Governor’s Law Enforcement Officer of the Year Award**

Add New                              *The Executive Budget recommends adding this proviso to establish the Governor’s Law Enforcement Officer of the Year Award to recognize and publicly thank the extraordinary efforts of South Carolina’s best law enforcement officers each year.*

---



---

**64.3 Sheriff's Ethics Training**

Add New *The Executive Budget recommends establishing this proviso directing the Law Enforcement Training Council to develop guidelines and curriculum for a mandatory ethics training course for all forty-six sheriffs that must be completed on an annual basis.*

---

**66.3 GED Learn and Earn Program**

Delete *This proviso permits the agency to enter into contracts to provide GED and GED Prep education to offenders. With the increase in charitable organizations and Vocational Rehabilitation resources this service is no longer something the agency needs to provide, therefore, the Executive Budget recommends deletion per the agency's request.*

---

**67.12 Local District Effort**

Delete *This proviso requires the home school districts to transfer funds to the Department of Juvenile Justice for every child in the Department's care. The Executive Budget recommends deleting this proviso.*

---

**67.15 DJJ: General Fund Carryforward**

Add New *The Executive Budget recommends this proviso to permit the agency to carry forward general fund appropriations in excess of the ten percent limit to use to fund operating and capital needs.*

---

**67.16 DJJ: Other Fund Carryforward**

Add New *This proviso permits the Department of Juvenile Justice to carryforward excess balances in select other funded accounts to use for agency operating and capital expenses.*

---

<b>67.17</b>	<b>DJJ: Proviso 118.18 Carryforward</b>
Add New	<i>This proviso permits the Department of Juvenile Justice to carryforward funds provided via 2021 Act 94 Part IB Proviso 118.18 (B)(50)(b) and (d) to use for alternative projects deemed necessary by the agency.</i>
<b>71.6</b>	<b>Division of Small and Minority Business Contracting and Certification</b>
Add New	<i>The Executive Budget recommends adding this proviso moving the Division of Small and Minority Business Contracting and Certification and related employees and appropriations from the Department of Administration to the Commission for Minority Affairs.</i>
<b>72.2</b>	<b>South Carolina Integration Study pursuant to S.C. Code Ann. Section 58-37-60</b>
Add New	<i>The Executive Budget recommends adding this proviso to initiate an independent study to evaluate the integration of renewable energy and emerging energy technology into the electric grid for the public interest pursuant to S.C. Code Ann. Section 58-37-60.</i>
<b>72.3</b>	<b>Santee Cooper Funds Transferred to Public Service Commission</b>
Add New	<i>The Executive Budget recommends adding this proviso that allows the balance remaining at fiscal year end in the PSC Special Operating Santee Cooper fund (34170002), from Provisos 117.172 of FY 2021-2022 and 117.151 of FY2022-23, to be carried forward to the next year and used for the same purpose.</i>
<b>73.10</b>	<b>Santee Cooper Billing</b>
Add New	<i>The Executive Budget recommends adding this proviso to authorize The Office of Regulatory Staff to bill Santee Cooper for costs associated with its oversight of Santee Cooper performed pursuant to Act 90 of 2021 and any other relevant legislation, statute, or proviso, provided such costs do not exceed the amounts authorized for the oversight of Santee Cooper in Part 1A, Section 73 of this Act.</i>

<b>75.2</b>	<b>Military Disability</b>
Delete	<i>The Executive Budget recommends deleting this proviso that established a military disability program within the State Accident Fund to provide a settlement to members of the National Guard who became permanently disabled while serving during the catastrophic weather event in October 2015. Pursuant to this proviso, two National Guard members filed claims in 2019, which have been resolved. No other claims have been filed since those initial two claims.</i>
<b>81.16</b>	<b>Local Fire Department Grants</b>
Add New	<i>The Executive Budget recommends adding this proviso creating a grants committee at the Department of Labor, Licensing and Regulation, setting criteria for grant awards, and requiring external evaluation of grantees.</i>
<b>82.2</b>	<b>Cost Recovery Fee/Sale of Photos or Digitized Images</b>
Amend	<i>This proviso allows the Department of Motor Vehicles to collect and retain fees for various deliverables and prohibits the sale of driver's license or personal identification card images to private parties. The Executive Budget recommends amending this proviso to allow the agency to collect and retain fees for Freedom of Information Act (FOIA) requests.</i>
<b>82.6</b>	<b>Fund Balance Carry Forward</b>
Amend	<i>The Executive Budget recommends amending the proviso to allow DMV to carry forward any unexpended general fund balance or other funds not designated for REAL ID and/or Act 37 nonrecurring expenses from the prior fiscal year and expend those funds in the current fiscal year for expenditures as needed.</i>
<b>82.7</b>	<b>Real ID</b>
Amend	<i>This proviso grants the Department of Motor Vehicles the flexibility to spend any remaining cash, except funds designated for the Phoenix project, on Real ID implementation. The Executive Budget recommends amending this proviso to update the fiscal year reference and to remove language exempting the Phoenix III funds.</i>

---

**82.12 Commercial Driver’s License Skills Test Fee**

Add New *The Executive Budget recommends adding this proviso to allow the DMV to levy a \$25 fee for commercial driver’s license when an applicant makes appointment. If the applicant shows up to the skills test and passes, the money would be credited towards the applicant’s \$40 CDL (license fee of \$25 and application of \$15). If the applicant doesn’t show up, the \$25 would be retained by the Department. If the applicant showed up and failed, the \$25 would cover the second attempt cost authorized in the law section above.*

---

**83.5 UI Tax System Modernization**

Amend *This proviso allows the Department of Employment and Workforce to dispose of unused property which has federal equity and, in compliance with the Reed Act, use the funds for the Unemployment Insurance program. This amendment decreases the amount of funds authorized (resulting from disposition of property) to be used for the Unemployment Insurance program’s tax system modernization as requested by the agency.*

---

**83.6 Employment Training Outcomes Data Sharing**

Amend *This proviso requires the integration of data for the improvement of employment assessment outcomes by various providers and allows the Department of Employment and Workforce to charge for providing employment related data to state agency recipients. The Executive Budget recommends removing language exempting the Department of Commerce from being charged for data sharing, which conforms the language to federal law.*

---

**83.7 GED Incentive Program**

Amend *This proviso allows the Department of Employment and Workforce from the Department of Education GED Incentive Program to utilized funds as an incentive for individuals currently drawing unemployment benefits to obtain their GED or high school diploma. The amendment will allow the fund to stay with the department until June 1, 2023 instead of being remitted back to the General Fund.*

---

---

<b>84.1</b>	<b>Expenditure Authority Limitation</b>
Amend	<i>This proviso allows the Department of Transportation to expend all cash balances, unexpended general funds, and unexpended proceeds from bond sales or loans accruing to DOT brought forward from the previous year.</i>

---

<b>84.6</b>	<b>Meals in Emergency Operations</b>
Amend	<i>The Executive Budget recommends amending this proviso to allow for meals to be provided to employees when leaving duty stations is not possible due to emergency operations.</i>

---

<b>86.2</b>	<b>CTC: Expenditure Authority Limitation</b>
Add New	<i>This proviso gives County Transportation funds the authority to expend all cash balances brough forward from the previous year.</i>

---

<b>87.6</b>	<b>Aircraft acquisition through the Department of Defense Surplus Equipment Program</b>
Add New	<i>The Executive Budget recommends adding this new proviso authorizing the Division of Aeronautics to acquire aircraft for state service through the Department of Defense Surplus Equipment Program without meeting the requirements set forth in Section 1-11-405 and as long as the aircraft can be used to meet the typical mission requirements of the Division's operations.</i>

---

<b>88.1</b>	<b>Charleston Cooper River Bridge Project</b>
Amend (Technical)	<i>This proviso directs the State Ports Authority to pay the State Transportation Infrastructure Bank \$1,000,000 to continue the Charleston Cooper River Bridget Project. The Executive Budget recommends updating the fiscal year reference.</i>

---

---

**92D.1                      Catastrophic Weather Event**

Amend (Technical)    *This proviso allows that any improvements made to homes damaged in Hurricane Matthew of 2016 or Hurricane Florence of 2018 will not be reassessed at a higher tax rate because of the assistance that was provided from the CDBG-DR funds. The Executive Budget recommends updating a date reference.*

---

**92D.4                      Extension for Resilience Plan Completion Date**

Add New                *The Executive Budget recommends establishing this proviso to extend the completion date for the Office of Resilience 's Strategic Statewide Resilience and Risk Reduction Plan, as set forth in section 48-62-30(1) from July 1, 2022 to July 1, 2023.*

---

**96.4                        Boards & Commissions**

Add New                *This proviso directs funds appropriated to the Secretary of State's Office be used for the processing and maintaining of appointments to local, municipal, county and statewide boards and commissions.*

---

**100.1                      Unit Maintenance Funds**

Delete                    *This proviso dictates how the agency may spend Unit Maintenance Funds appropriated to, as the agency no longer receives Unit Maintenance Funds the Executive Budget recommends deletion of this proviso.*

---

**100.14                    State Guard Activation**

Amend                    *The Executive Budget recommends amending this proviso to require the Adjutant General to compensate State Guard members during training.*

---

**100.18                    Salary Adjustment**

Delete                    *The Executive Budget recommends deleting this proviso as it has been superseded by Act 6 of 2021 and is no longer required.*

---

---

**100.21**                    **Facility Insurance Coverage**

Add New                    *The Executive Budget recommends establishing this proviso permitting the Adjutant Generals Office to insure assets at a lower rate than required by statute to enable the agency to take full advantage of federal contributions and reduce cost to the State.*

---

**102.12**                    **Match for Additional HAVA Funds**

Amend                    *This proviso authorizes the State Election Commission to utilize funds appropriated for primary and general elections and voting system refurbishments to provide the state match should Help America Vote Act (HAVA) federal funds become available. This amendment deletes the reference to voting system refurbishment as a new voting system has been implemented.*

---

**102.14**                    **Election Integrity and Compliance Auditor Program**

Add New                    *The Executive Budget recommends establishing this proviso which directs that using the additional funds appropriated in the FY2022-23 General Appropriations Act, the State Election Commission shall conduct routine and regular audits of state elections and referendums conducted by the state and all political subdivisions of the state. The results of these audits shall be publicly disclosed, on the State Election Commission website and provided to the Governor and General Assembly no less than five (5) days after completion.*

---

**105.1**                    **Annual Audit of Federal Programs**

Amend                    *This proviso allows each state agency receiving federal funds subject to the audit requirements of the Single Audit Act Amendments of 1996 shall remit to the State Auditor an amount representing an equitable portion of the expense of contracting with a nationally recognized CPA firm to conduct a portion of the audit of the State's federal financial assistance. The Executive Budget recommends striking "expense of contracting with a nationally recognized CPA firm to conduct a portion of the audit of the State's federal financial assistance" and changing to "expense of conducting the audit of the State's Federal Financial Assistance" as well as striking "The audit shall be re-bid every five years."*

---

---

**105.7 Internal Audit Services Offered by the Office of the State Auditor**

Add New *The Executive Budget recommends adding this proviso to authorize the Office of the State Auditor to offer internal audit services to state agencies under a cost reimbursement, shared services model. Any state agency that does not have an internal audit function may opt to use the services to conduct such audit.*

---

**106.2 Suspend SCRS & PORS Employer Contribution Rate Increase**

Amend (Technical) *This proviso suspends the increase in the employer contribution rate imposed by Section 9-1-1085 and Section 9-11-225 for Fiscal Year 2022-2023. The employer contribution rate for the South Carolina Retirement Systems and the Police Officers Retirement Systems, expressed as a percentage of earnable compensation, will increase by 1% for Fiscal Year 2022-2023 instead of 2%.*

---

**108.6 State Health Plan**

Amend *This proviso establishes the employer and subscriber premiums for the State Health Plan. This amendment updates the date references to ensure employer and subscriber premiums remain the same for Plan Year 2023 as in Plan Year 2022.*

---

**108.12 COVID-19 Return to Work Extension**

Amend (Technical) *This proviso directs the earnings limitation does not apply to retired SCRS or PORS members who return to covered employment to participate in the state's public health preparedness and response to COVID-19. This amendment will update the fiscal year reference.*

---

**108.14 PEBA: South Carolina Retiree Health Insurance Trust Fund**

Add New *This proviso suspends provisions of Section 1-11-705(I)(2) of the Code of Laws for Fiscal Year 2022-2023, and allows funds that would otherwise have been transferred to the South Carolina Retiree Health Insurance Trust Fund from the operating account for the State's employee health insurance program to remain in the operating account for the State's Employee health Insurance Program. The Executive Budget recommends the establishment of this proviso.*

---



---

<b>108.15</b>	<b>South Carolina Retirement Systems</b>
Add New	<i>The Executive Budget recommends adding this proviso to close the South Carolina Retirement System to new enrollees effective December 31, 2022 and directs all new enrollees to join the State Optional Retirement Plan.</i>

---

<b>108.16</b>	<b>Earnings Limitations for First Responders</b>
Add New	<i>The Executive Budget recommends adding this proviso to retain experienced Law Enforcement Officers and First Responders by exempting the earnings limitation imposed pursuant Section 9-11-90 of the 1976 Code for retired members of the Police Officers Retirement System who retired before December 31, 2020 and returns to covered employment to enhance the state's efforts to provide quality public safety.</i>

---

<b>109.12</b>	<b>Food Manufacturing Equipment</b>
Delete	<i>This proviso requires the exemption of sales and use taxes on clothing and equipment used in food preparation as defined by the North American Industry Classification system. The Executive Budget recommends the deletion of this proviso.</i>

---

<b>109.16</b>	<b>Individual Income Tax</b>
Add New	<i>The Executive Budget recommends adding this proviso directing the Department of Revenue to reduce the individual income tax rates in each bracket by subtracting 0.2 percent each year for five years. The proviso includes a minimum threshold of 5% general fund growth annually before a reduction may be implemented.</i>

---

<b>110.1</b>	<b>Ethics Commission Website Changes</b>
Delete	<i>This proviso requires the Ethics Commission to obtain approval of the General Assembly prior to making changes to the agency's Reporting System. The Executive Budget recommends deleting this proviso.</i>

---

<b>110.3</b>	<b>Enforcement and Investigation</b>
Add New	<i>This proviso directs the Ethics Commission to use funds for the additional enforcement of ethics and hiring of additional investigators.</i>
<b>110.4</b>	<b>Lobbyists and Lobbyist Principal Registration</b>
Add New	<i>The Executive Budget recommends the establishment of this proviso to require that any individual paid to influence decisions or actions of officials or employees of any local political subdivision of the State, to include county, city, town, municipality, school district or special purpose districts must register as a lobbyist and their employer must likewise register as a lobbyist principal. The State Ethics Commission may retain, expend and carry forward all revenue from the collection of the registration fees.</i>
<b>112.2</b>	<b>Excess Debt Service</b>
Amend (Technical)	<i>This proviso directs the State Treasurer's Office to utilize excess debt service funds to pay down general obligation bond debt. This amendment updates the fiscal year reference.</i>
<b>113.2</b>	<b>Quarterly Distributions</b>
Amend (Technical)	<i>This proviso provides guidance on the quarterly distribution of funds to local governments. This amendment updates the fiscal year reference.</i>
<b>113.6</b>	<b>Political Subdivision Flexibility</b>
Delete	<i>This proviso allows political subdivisions to reduce support of state-mandated programs by percentage reductions to the Local Government Fund. The Executive Budget recommends deleting this proviso as changes to the Local Government Fund have been codified in permanent law.</i>
<b>113.9</b>	<b>Rural County Stabilization Fund</b>
Delete	<i>The Executive Budget recommends deletion of this proviso as the one-time funds have been expended.</i>

---

**117.2 Appropriations From Funds**

Amend (Technical) *This proviso states that funds appropriated in the Act are for the current fiscal year. This amendment updates the fiscal year reference.*

---

**117.3 Fiscal Year Definitions**

Amend (Technical) *This proviso defines “current fiscal year.” This amendment updates the fiscal year reference.*

---

**117.51 ISCEDC Funding Transfer**

Amend *This proviso directs a total transfer of \$1,199,456 in funds to the Department of Social Services for the support of the Interagency System for Caring for Emotionally Disturbed Children from the following agencies: The Department of Mental Health of \$595,000; Disabilities and Special Needs of \$379,456; and Juvenile Justice of \$225,000. The Executive Budget recommends striking the \$595,000 transferred from DMH as the agency requests to permanently transfer this amount. This also amends the total transfer amount to \$604,456.*

---

**117.74 Information Technology for Health Care**

Delete *This proviso allows the Department of Health and Human Services to use funds appropriated and authorized to advance the use of health information technology and health information exchange to improve quality and efficiency of health care and decrease the costs of health care. The Executive Budget recommends deleting this proviso.*

---

**117.100 State Ports Authority Property**

Amend (Technical) *The Executive Budget recommends updating the fiscal year reference of this proviso regarding the transfer of real property from the State Ports Authority to the Department of Administration.*

---

---

**117.114                      Retail Facilities Revitalization Act Repeal Suspension**

Amend (Technical)    *This proviso suspends the repeal of Chapter 34 of Title 6 of the 1976 Code related to property and income tax credits for rehabilitation expenses incurred during renovation of former retail or service facilities. This amendment updates the fiscal year reference.*

---

**117.116                      South Carolina Telemedicine Network**

Amend                    *This proviso requires the development of a telemedicine network that complies with federal regulations and requires the Department of Health and Human Services to report compliance to House Ways and Means and Senate Finance Committees. This amendment deletes the reporting requirement.*

---

**117.118                      SCRS & PORS Trust Fund**

Amend (Technical)    *This proviso directs the use of funds appropriated to the Public Employee Benefit Authority for credit given to participating employers of the South Carolina Retirement System and the Police Officers Retirement System. This amendment will update the fiscal year reference.*

---

**117.123                      Statewide Administrative Services**

Amend (Technical)    *This proviso authorizes the Department of Administration to provide consolidated administrative services to state agencies. This amendment updates the fiscal year reference.*

---

**117.136                      Authorization for Expenditure of COVID-19 Federal Funds**

Delete                    *This proviso was included in Act 135 of 2020 (Continuing Resolution) and pertains to the direction related to the COVID-19 Response. The Executive Budget recommends deletion as this is no longer necessary.*

---

**117.137                      Mandatory Furlough Flexibility - COVID-19**

Delete                    *This proviso was included in Act 135 of 2020 (Continuing Resolution) and pertains to direction related to the COVID-19 Response. The Executive Budget recommends deletion as this is no longer necessary.*

---

<b>117.138</b>	<b>Other Funds Flexibility to Maintain Critical Programs Impacted by COVID-19</b>
Delete	<i>This proviso was included in Act 135 of 2020 (Continuing Resolution) and pertains to direction related to the COVID-19 Response. The Executive Budget recommends deletion as this is no longer necessary.</i>
<b>117.143</b>	<b>Statewide Strategic Personnel Budgeting</b>
Amend	<i>The Executive Budget recommends amending this proviso to require any agency with an increase in personnel funding to have any planned salary increase reviewed by the Department of Administration's Division of State Human Resources (DSHR).</i>
<b>117.148</b>	<b>National Guard College Assistance Program</b>
Amend (Technical)	<i>This proviso permits members of the SC National Guard to qualify for assistance grants for more than one hundred and thirty semester hours. The Executive budget recommends updating the fiscal year reference to "the current fiscal year."</i>
<b>117.149</b>	<b>Employee Compensation</b>
Amend	<i>This proviso provides guidance on the distribution of funds appropriated for Employee Pay Increases. The Executive Budget recommends amending this proviso to direct agency heads to develop a compensation plan, with the assistance of the Department of Administration, to provide an average 2% pay increase for state employees.</i>
<b>117.151</b>	<b>Funds Transferred to Santee Cooper</b>
Delete	<i>This proviso directed funds to be transferred for the purposes of reforming Santee Cooper: \$2,000,000 to the Office of Regulatory Staff, \$1,000,000 to the Public Service Commission, and the balance to Santee Cooper. The Executive Budget recommends deletion of this proviso as these transfers have been completed.</i>

---

**117.158 Homestead Exemption Fund**

Amend (Technical) *This proviso was first introduced in the FY22 Appropriations Act and suspends Section 11-11-156(C) of the 1976 Code. The Executive Budget updates the fiscal year reference.*

---

**117.161 Educational Fee Waivers for In-State Students**

Add New *The Executive Budget recommends adding this proviso allowing institutions of higher education to offer up to an additional four percent of student's fee waivers, limited exclusively to in-state undergraduate students with family incomes under two-hundred percent of federal poverty guidelines.*

---

**117.162 Meals in Emergency Operations**

Add New *This proviso allows agencies to purchase meals for employees who are engaged in emergency response and are unable to leave their post, or when travel may be restricted due to the emergency response.*

---

**117.163 Higher Education Tuition Mitigation**

Add New *This proviso establishes the Part IA appropriation increases by institution of higher education intended for tuition mitigation, requires the institutions to certify to CHE that they have not raised tuition or mandatory fees, and requires that any institution not certifying compliance must remit their General Fund increase. This amendment conforms the proviso the new Part IA increases and removes the language allowing institutions to increase tuition and fees to pay for employer contribution pension increases.*

---

**118.1 Year End Cutoff**

Amend (Technical) *This proviso sets the year end cutoff dates for processing payments. This amendment updates the fiscal year reference.*

---

**118.7 Admissions Tax**

Amend *The Executive Budget recommends amending this proviso to remove the cap on amount of admissions tax that can be rebated per the stipulations of the proviso.*

---

---

<b>118.9</b>	<b>Tax Relief Reserve Fund</b>
Amend (Technical)	<i>This proviso establishes the Tax Relief Reserve Fund to provide tax relief to businesses and individuals. This amendment updates this fiscal year reference.</i>

---

<b>118.15</b>	<b>Nonrecurring Revenue</b>
Delete	<i>The Executive Budget recommends deleting this proviso that contains the nonrecurring appropriations for the previous fiscal year.</i>

---

<b>118.17</b>	<b>State Ports Authority Projects</b>
Amend	<i>The Executive Budget recommends amending this proviso to update reference to the prior fiscal year's nonrecurring appropriation and add the new appropriation in proviso 118.19.</i>

---

<b>118.19</b>	<b>Nonrecurring Revenue</b>
Add New	<i>The Executive Budget recommends adding this proviso to appropriate nonrecurring revenue sources for Fiscal Year 2022-23.</i>

---

This page intentionally blank.





# Summary Control Document

Unaudited 01/07/22		Governor's Executive Budget																
		SUMMARY CONTROL DOCUMENT FY 2022-2023 Appropriation Bill																
		The Summary Control Document is the SC Department of Administration - Executive Budget Office's attempt to maintain a historical record in summary form reflecting the Governor's Budget recommendations. It is not intended to be construed as a binding, legal document.																
Line	Beginning Base	FY 2022-23 Agency				FY 2021-22 Capital Reserve Fund				Federal			Other			Total		
		Part IA Recurring Funds	Nonrecurring Proviso	Total State Funds	FY 2021-22 Capital Reserve Fund	Federal Funds	Other Funds	Total Funds	Federal Funds	Other Funds	Total Funds							
<b>ESTIMATED REVENUES</b>																		
1		10,919,774,000		10,919,774,000														10,919,774,000
2		(661,952,631)		(661,952,631)														(661,952,631)
3		10,257,821,369		10,257,821,369														10,257,821,369
4																		
5		10,257,821,369		10,257,821,369														10,257,821,369
6																		
7		(9,270,619,765)		(9,270,619,765)														(9,270,619,765)
8																		
9		987,201,604		987,201,604														987,201,604
10																		
11																		
12		(177,474,000)		(177,474,000)														(177,474,000)
13		(9,641,000)		(9,641,000)														(9,641,000)
14		(10,717,000)		(10,717,000)														(10,717,000)
15		(139,000)		(139,000)														(139,000)
16																		
17																		
18																		
19		(197,974,000)		(197,974,000)														(197,974,000)
20																		
21		789,230,604		789,230,604														789,230,604
22																		
23																		
24																		
25																		
26																		
27																		
28																		
29																		
30																		
31																		
32																		
33																		
34																		
35																		
36																		
37																		
38																		
39																		
40																		
41																		
42																		
43																		
44																		
45																		
46																		
47																		
48																		
49																		
50																		
51																		
52																		
53																		
54																		
55																		
56																		
57																		
58																		

Updated 01/07/22		Governor's Executive Budget									
SUMMARY CONTROL DOCUMENT FY 2022-2023 Appropriation Bill											
The Summary Control Document is the SC Department of Administration - Executive Budget Office's attempt to maintain a historical record in summary form reflecting the Governor's Budget recommendations. It is not intended to be construed as a binding, legal document.											
Line		FY 2022-23 Agency Beginning Base	Part 1A Recurring Funds	Nonrecurring Proviso	FY 2021-22 Capital Reserve Fund	Total State Funds	Federal Funds	Other Funds	Total Funds	Line	
<b>FY 2022-2023 APPROPRIATION ACT RECAP</b>											
59	PART 1A		10,059,850,369			10,059,850,369	11,434,392,176	12,860,813,213	34,355,055,758	59	
60	NON-RECURRING PROVISOS									60	
61	TOTAL FY 2022-23 APPROPRIATION ACT		10,059,850,369			10,059,850,369	11,434,392,176	12,860,813,213	34,355,055,758	61	
62	FY 2021-22 SURPLUS			1,507,060,553		1,507,060,553			1,507,060,553	62	
63	FY 2021-22 CAPITAL RESERVE FUND				183,584,490	183,584,490			183,584,490	63	
64	GRAND TOTAL		10,059,850,369	1,507,060,553	183,584,490	11,750,495,412	11,434,392,176	12,860,813,213	36,045,700,801	64	
65										65	
66										66	
67										67	
68	FY 2022-23 APPROPRIATION BASE	9,270,619,765								68	
69										69	
70										70	
71	<b>STATEWIDE ALLOCATIONS</b>									71	
72	Agcy # Sec #									72	
73	F300 106 Employee Benefits									73	
74	State Health Plan		101,773,000	100,000,000		201,773,000			201,773,000	74	
75	2% Merit Pay Program		46,656,806			46,656,806			46,656,806	75	
76	Retirement Contribution Increase - Act. 13 of 2017 (SCRS/PORS) - 1%		34,583,426			34,583,426			34,583,426	76	
77										77	
78	SUBTOTAL INCREMENTAL ADJUSTMENTS		183,013,232	100,000,000		283,013,232			283,013,232	78	
79	SUBTOTAL EMPLOYEE BENEFITS		183,013,232			183,013,232			183,013,232	79	
80										80	
81	F310 107 Capital Reserve Fund									81	
82	Capital Reserve Fund (2% of FY2020-21 Revenue = \$209,194,431)		25,609,941			25,609,941			25,609,941	82	
83										83	
84	SUBTOTAL INCREMENTAL ADJUSTMENTS		25,609,941			25,609,941			25,609,941	84	
85	SUBTOTAL CAPITAL RESERVE FUND		209,194,431			209,194,431			209,194,431	85	
86										86	
87	V040 112 Debt Service		191,630,298			191,630,298			191,630,298	87	
88										88	
89										89	
90	SUBTOTAL INCREMENTAL ADJUSTMENTS									90	
91	SUBTOTAL DEBT SERVICE		191,630,298			191,630,298			191,630,298	91	
92										92	
93	X220 113 Aid to Subdivisions - State Treasurer									93	
94	Aid to Counties - Register of Deeds		3,150			3,150			3,150	94	
95	Aid to Fire Districts Insurance Premium		3,894,500			3,894,500			3,894,500	95	
96										96	
97	X220 113 Local Government Fund - State Treasurer		251,661,595			251,661,595			251,661,595	97	
98	Local Government Fund Formula		12,583,080			12,583,080			12,583,080	98	
99										99	
100	SUBTOTAL INCREMENTAL ADJUSTMENTS		16,480,730			16,480,730			16,480,730	100	
101	SUBTOTAL AID TO SUBDIVISIONS/LOCAL GOVERNMENT FUND		298,847,059			298,847,059			298,847,059	101	
102										102	
103	X440 114 Aid to Subdivisions - Dept. of Revenue									103	
104	Homestead Exemption Shortfall Adjustment		(18,648,819)			(18,648,819)			(18,648,819)	104	
105										105	
106	SUBTOTAL INCREMENTAL ADJUSTMENTS		(18,648,819)			(18,648,819)			(18,648,819)	106	
107	SUBTOTAL AID TO SUBDIVISIONS - DEPT OF REVENUE									107	
108										108	
109	X500 115 Tax Relief Trust Fund - Dept. of Revenue									109	
110										110	
111	Tax Relief Trust Fund [BEA 11/10/21]									111	
112										112	
113	SUBTOTAL INCREMENTAL ADJUSTMENTS									113	
114	SUBTOTAL TAX RELIEF TRUST FUND - DEPT OF REVENUE									114	
115			676,229,936	100,000,000		776,229,936			776,229,936	115	
116	SUBTOTAL STATEWIDE		206,455,084			206,455,084			206,455,084	116	
117										117	

Unaudited 01/07/22	SUMMARY CONTROL DOCUMENT FY 2022-2023 Appropriation Bill										Governor's Executive Budget									
	The Summary Control Document is the SC Department of Administration - Executive Budget Office's attempt to maintain a historical record in summary form reflecting the Governor's Budget recommendations. It is not intended to be construed as a binding, legal document.																			
Line	Agency	Beginning Base	Part 1A Recurring Funds	Nonrecurring Proviso	FY 2021-22 Capital Reserve Fund	Total State Funds	Federal Funds	Other Funds	Total	Line	Agency	Beginning Base	Part 1A Recurring Funds	Nonrecurring Proviso	FY 2021-22 Capital Reserve Fund	Total State Funds	Federal Funds	Other Funds	Total	Line
118	A850	1								118										118
119	H630	1								119										119
120										120										120
121										121										121
122										122										122
123										123										123
124										124										124
125										125										125
126										126										126
127										127										127
128										128										128
129										129										129
130										130										130
131										131										131
132										132										132
133										133										133
134										134										134
135										135										135
136										136										136
137										137										137
138										138										138
139										139										139
140										140										140
141										141										141
142										142										142
143										143										143
144										144										144
145										145										145
146										146										146
147										147										147
148										148										148
149										149										149
150										150										150
151										151										151
152										152										152
153										153										153
154										154										154
155										155										155
156										156										156
157										157										157
158										158										158
159										159										159
160										160										160
161										161										161
162										162										162
163										163										163
164										164										164
165										165										165
166										166										166
167										167										167
168										168										168
169										169										169
170										170										170
171										171										171
172										172										172
173										173										173
174										174										174
175										175										175
176										176										176

Updated 01/07/22	SUMMARY CONTROL DOCUMENT FY 2022-2023 Appropriation Bill											
	The Summary Control Document is the SC Department of Administration - Executive Budget Office's attempt to maintain a historical record in summary form reflecting the Governor's Budget recommendations. It is not intended to be construed as a binding, legal document.											
	Governor's Executive Budget											
	State											
Line		FY 2022-23 Agency Beginning Base	Part 1A Recurring Funds	Nonrecurring Proviso	FY 2021-22 Capital Reserve Fund	Total State Funds	Federal Funds	Other Funds	Total Funds	Line		
177						16,803,690			16,803,690		11,770,455	30,313,145
178	H750 6	16,803,690					1,739,000		1,739,000			1,739,000
179												
180			1,000,000			1,000,000			1,000,000			1,000,000
181				4,000,000								
182												
183												
184												
185												
186												
187												
188			1,000,000	4,000,000		1,000,000			1,000,000			1,000,000
189			17,803,690			17,803,690	1,739,000		11,770,455			31,313,145
190												
191	L120 7	5,474,082				5,474,082	353,227		784,047			6,611,356
192												
193			97,000			97,000			97,000			97,000
194				950,000		950,000			950,000			950,000
195				250,000		250,000			250,000			250,000
196												
197												
198												
199												
200												
201												
202			97,000	1,200,000		1,297,000			1,297,000			1,297,000
203			5,571,082			6,771,082	353,227		784,047			7,908,356
204												
205	H670 8	8,034,044				8,034,044	200,000		24,215,000			32,449,044
206												
207												
208												
209												
210							797,500		797,500			797,500
211												
212												
213												
214												
215												
216												
217							797,500		4,485,719			5,283,219
218			8,034,044			8,034,044	997,500		28,700,719			37,732,263
219												
220	H640 9											
221												
222			9,324,804			9,324,804			9,324,804			9,324,804
223			117,490			117,490			117,490			117,490
224												
225												
226												
227												
228												
229												
230			9,442,294			9,442,294			1,004,771			10,447,065
231			9,442,294			9,442,294			1,004,771			10,447,065
232												
233	H650 10											
234												
235			14,191,969			14,191,969						14,191,969

Unaudited 01/07/22		SUMMARY CONTROL DOCUMENT FY 2022-2023 Appropriation Bill										Governor's Executive Budget									
The Summary Control Document is the SC Department of Administration - Executive Budget Office's attempt to maintain a historical record in summary form reflecting the Governor's Budget recommendations. It is not intended to be construed as a binding, legal document.																					
Line	Agency	Beginning Base	FY 2022-23				State				Federal		Other		Total						
			Part 1A	Nonrecurring	FY 2021-22	FY 2022-23	Part 1A	Nonrecurring	FY 2021-22	FY 2022-23	Federal	Other	Federal	Other							
			Recurring Funds	Proviso	Capital Reserve Fund	Recurring Funds	Proviso	Capital Reserve Fund	State Funds	Federal Funds	Other Funds	Federal Funds	Other Funds	Funds	Funds						
			128,470			128,470			128,470					128,470	236						
236															237						
237															238						
238															239						
239															240						
240															241						
241															242						
242															243						
243			14,320,439			14,320,439			14,320,439					15,566,939	244						
244			14,320,439			14,320,439			14,320,439					15,566,939	245						
245															246						
246	H030	11	38,387,405			38,387,405			38,387,405	4,729,832		4,729,832	5,469,188	48,586,425	247						
247															248						
248															249						
249															250						
250															251						
251															252						
252															253						
253															254						
254															255						
255															256						
256															257						
257	H060	12	28,192,344			28,192,344			28,192,344				6,250,000	34,442,344	258						
258															259						
259															260						
260															261						
261															262						
262															263						
263															264						
264															265						
265															266						
266															267						
267															268						
268															269						
269	H090	13	13,749,414			13,749,414			13,749,414	34,852,554		34,852,554	111,039,240	159,641,208	270						
270															271						
271															272						
272															273						
273															274						
274															275						
275															276						
276															277						
277															278						
278															279						
279															280						
280															281						
281															282						
282															283						
283	H120	14	105,037,153			105,037,153			105,037,153	141,964,232		141,964,232	1,020,359,243	1,267,360,648	284						
284															285						
285															286						
286															287						
287															288						
288															289						
289															290						
290															291						
291															292						
292															293						
293															294						
294															295						

Unaudited 01/07/22	SUMMARY CONTROL DOCUMENT FY 2022-2023 Appropriation Bill			Governor's Executive Budget										
	Line	Agency	Beginning Base	State					Federal	Other	Total	Line	Funds	
				Part 1A Recurring Funds	Nonrecurring Proviso	FY 2021-22 Capital Reserve Fund	Total State Funds	Federal Funds						Other Funds
				107,873,156				177,208,250	146,065,528	1,180,935,315	1,454,209,093	295		
												296		
H150	15	University of Charleston	34,593,778				34,593,778	19,500,000	223,062,766	277,156,544	297			
		State Funds Adjustments:										298		
		Tuition Mitigation		934,032			934,032			934,032	299			
		Maintenance and Care of State-Owned Assets			7,703,131		7,703,131			7,703,131	300			
		Federal Funds Adjustments:										301		
		Other Funds Adjustments:										302		
		Federal Funds Adjustments:										303		
		Other Funds Adjustments:										304		
		Federal Funds Adjustments:										305		
		Other Funds Adjustments:										306		
		Other Funds Adjustments:										307		
		Other Funds Adjustments:										308		
		Other Funds Adjustments:										309		
H170	16	Coastal Carolina	19,336,981				19,336,981	21,000,000	211,457,613	251,794,594	310			
		State Funds Adjustments:										311		
		Tuition Mitigation		522,098			522,098			522,098	312			
		Maintenance and Care of State-Owned Assets			6,281,433		6,281,433			6,281,433	313			
		Federal Funds Adjustments:										314		
		Other Funds Adjustments:										315		
		Other Funds Adjustments:										316		
		Other Funds Adjustments:										317		
		Other Funds Adjustments:										318		
		Other Funds Adjustments:										319		
		Other Funds Adjustments:										320		
		Other Funds Adjustments:										321		
		Other Funds Adjustments:										322		
		Other Funds Adjustments:										323		
H180	17	Francis Marion	20,846,948				20,846,948	12,988,495	52,668,968	86,504,411	324			
		State Funds Adjustments:										325		
		Tuition Mitigation		562,868			562,868			562,868	326			
		Maintenance and Care of State-Owned Assets			4,545,725		4,545,725			4,545,725	327			
		Federal Funds Adjustments:										328		
		Other Funds Adjustments:										329		
		Other Funds Adjustments:										330		
		Other Funds Adjustments:										331		
		Other Funds Adjustments:										332		
		Other Funds Adjustments:										333		
		Other Funds Adjustments:										334		
		Other Funds Adjustments:										335		
		Other Funds Adjustments:										336		
		Other Funds Adjustments:										337		
H210	18	Lander	11,880,546				11,880,546	7,240,741	68,831,902	87,953,189	338			
		State Funds Adjustments:										339		
		Tuition Mitigation		320,776			320,776			320,776	340			
		SC Institute on the Prevention of Sexual Violence			400,000		400,000			400,000	341			
		Maintenance and Care of State-Owned Assets			4,258,913		4,258,913			4,258,913	342			
		Federal Funds Adjustments:										343		
		Other Funds Adjustments:										344		
		Other Funds Adjustments:										345		
		Other Funds Adjustments:										346		
		Other Funds Adjustments:										347		
		Other Funds Adjustments:										348		
		Other Funds Adjustments:										349		
		Other Funds Adjustments:										350		
H240	19	SC State	17,521,018				17,521,018	65,000,000	51,756,047	134,277,065	351			
		State Funds Adjustments:										352		
		Tuition Mitigation		473,067			473,067			473,067	353			

Unaudited 01/07/22	SUMMARY CONTROL DOCUMENT FY 2022-2023 Appropriation Bill	The Summary Control Document is the SC Department of Administration - Executive Budget Office's attempt to maintain a historical record in summary form reflecting the Governor's Budget recommendations. It is not intended to be construed as a binding, legal document.	Governor's Executive Budget									
			FY 2022-23 Agency Beginning Base		State				Federal		Other	
Line			FY 2022-23 Agency Beginning Base	Part 1A Recurring Funds	Nonrecurring Proviso	FY 2021-22 Capital Reserve Fund	Total State Funds	Federal Funds	Other Funds	Total Funds	Line	
354		Maintenance and Care of State-Owned Assets				2,582,545	2,582,545			2,582,545	354	
355											355	
356		Federal Funds Adjustments:									356	
357											357	
358		Other Funds Adjustments:									358	
359											359	
360											360	
361		SUBTOTAL INCREMENTAL ADJUSTMENTS		473,067	-	2,582,545	3,055,612	65,000,000	51,756,047	3,055,612	361	
362		SUBTOTAL SC STATE		17,994,085			20,576,630			137,332,677	362	
363											363	
364		USC System									364	
365	H270 20A	-Columbia	169,989,975				169,989,975	178,603,631	930,529,343	1,279,122,949	365	
366		State Funds Adjustments:									366	
367		Tuition Mitigation		4,589,729			4,589,729			4,589,729	367	
368		Maintenance and Care of State-Owned Assets				25,881,086	25,881,086			25,881,086	368	
369											369	
370		Federal Funds Adjustments:									370	
371		Federal Fund Authorization Increase						30,000,000		30,000,000	371	
372											372	
373		Other Funds Adjustments:									373	
374											374	
375											375	
376		SUBTOTAL INCREMENTAL ADJUSTMENTS		4,589,729	-	25,881,086	30,470,815	30,000,000		60,470,815	376	
377		SUBTOTAL USC COLUMBIA		174,579,704			200,460,790	208,603,631	930,529,343	1,339,593,764	377	
378											378	
379	H290 20B	-Aiken	12,373,678				12,373,678	11,500,000	41,457,362	65,331,040	379	
380		State Funds Adjustments:									380	
381		Tuition Mitigation		334,089			334,089			334,089	381	
382		Maintenance and Care of State-Owned Assets				4,040,095	4,040,095			4,040,095	382	
383											383	
384		Federal Funds Adjustments:									384	
385		Federal Fund Authorization Increase						1,000,000		1,000,000	385	
386											386	
387		Other Funds Adjustments:									387	
388											388	
389											389	
390		SUBTOTAL INCREMENTAL ADJUSTMENTS		334,089	-	4,040,095	4,374,184	1,000,000		5,374,184	390	
391		SUBTOTAL USC AIKEN		12,707,767			16,747,862	12,500,000	41,457,362	70,705,224	391	
392											392	
393	H340 20C	-Upstate	18,764,656				18,764,656	16,450,838	68,376,142	103,591,636	393	
394		State Funds Adjustments:									394	
395		Tuition Mitigation		506,646			506,646			506,646	395	
396		Maintenance and Care of State-Owned Assets				6,271,543	6,271,543			6,271,543	396	
397											397	
398		Federal Funds Adjustments:									398	
399		Federal Fund Authorization Increase						2,500,000		2,500,000	399	
400											400	
401		Other Funds Adjustments:									401	
402											402	
403											403	
404		SUBTOTAL INCREMENTAL ADJUSTMENTS		506,646	-	6,271,543	6,778,189	2,500,000		9,278,189	404	
405		SUBTOTAL USC UPSTATE		19,271,302			25,542,845	18,950,838	68,376,142	112,869,825	405	
406											406	
407	H360 20D	-Beaufort	8,617,187				8,617,187	6,977,915	27,307,011	42,902,113	407	
408		State Funds Adjustments:									408	
409		Tuition Mitigation		232,664			232,664			232,664	409	
410		Maintenance and Care of State-Owned Assets				2,135,020	2,135,020			2,135,020	410	
411											411	
412		Federal Funds Adjustments:									412	
413		Federal Fund Authorization Increase						1,000,000		1,000,000	413	



Unaudited 01/07/22	SUMMARY CONTROL DOCUMENT FY 2022-2023 Appropriation Bill										Governor's Executive Budget									
	The Summary Control Document is the SC Department of Administration - Executive Budget Office's attempt to maintain a historical record in summary form reflecting the Governor's Budget recommendations. It is not intended to be construed as a binding, legal document.																			
Line	FY 2022-23 Agency Beginning Base	Part 1A Recurring Funds	Nonrecurring Proviso	FY 2021-22 Capital Reserve Fund	Total State Funds	Federal Funds	Other Funds	Total	Line	FY 2022-23 Agency Beginning Base	Part 1A Recurring Funds	Nonrecurring Proviso	FY 2021-22 Capital Reserve Fund	Total State Funds	Federal Funds	Other Funds	Total			
414									414											
415									415											
416									416											
417									417											
418									418	232,664		2,135,020		2,367,684	1,000,000		3,367,684			
419									419	8,849,851				10,984,871	7,977,915	27,307,011	46,268,797			
420									420											
H370	20E								421											
421									421											
422									422											
423									423	124,203				124,203			124,203			
424									424					2,088,042			2,088,042			
425									425											
426									426											
427									427											
428									428											
429									429											
430									430											
431									431	124,203		2,088,042		2,212,245			2,212,245			
432									432	4,724,313				6,812,355	4,390,048	13,784,453	24,986,856			
433									433											
H380	20F								434											
434									434	2,968,771				2,968,771	3,880,454	8,373,545	15,222,770			
435									435											
436									436	80,157				80,157			80,157			
437									437					918,541			918,541			
438									438											
439									439											
440									440											
441									441											
442									442											
443									443											
444									444											
445									445	80,157		918,541		998,698			998,698			
446									446	3,048,928				3,967,469	3,880,454	8,373,545	16,221,468			
447									447											
448									448											
449									449	127,768				127,768			127,768			
450									450					1,638,043			1,638,043			
451									451											
452									452											
453									453											
454									454											
455									455											
456									456											
457									457											
458									458											
459									459	127,768		1,638,043		1,765,811	500,000		2,265,811			
460									460	4,859,930				6,497,973	3,206,397	10,419,706	20,128,076			
461									461											
462									462											
463									463											
464									464	57,568		1,385,847		1,385,847			1,385,847			
465									465											
466									466											
467									467											
468									468											
469									469											
470									470											
471									471	57,568		1,385,847		1,443,415			1,443,415			
472									472	2,189,723				3,575,570	1,928,258	5,161,055	10,664,883			

Unaudited 01/07/22	SUMMARY CONTROL DOCUMENT FY 2022-2023 Appropriation Bill										Governor's Executive Budget										
	The Summary Control Document is the SC Department of Administration - Executive Budget Office's attempt to maintain a historical record in summary form reflecting the Governor's Budget recommendations. It is not intended to be construed as a binding, legal document.										State		Federal	Other	Total						
Line											FY 2021-22 Capital Reserve Fund	FY 2022-23 Agency Beginning Base	Part IA Recurring Funds	Nonrecurring Proviso	Total State Funds	Federal Funds	Other Funds	Total Funds			
473																					
474	H470	21	Winthrop				22,856,581								22,856,581	51,197,500	101,316,555		473		
475			State Funds Adjustments:																	474	
476			Tuition Mitigation					617,128							617,128					475	
477			Maintenance and Care of State-Owned Assets							5,449,431					5,449,431					476	
478			Federal Funds Adjustments:																	477	
479			Other Funds Adjustments:																	478	
480																				479	
481																				480	
482																				481	
483																				482	
484			SUBTOTAL INCREMENTAL ADJUSTMENTS					617,128		5,449,431					6,066,559					483	
485			SUBTOTAL WINTHROP					23,473,709							28,923,140	51,197,500	101,316,555			484	
486																				485	
487	H510	23	Medical University of South Carolina - MUSC				93,827,544								93,827,544	177,455,169	505,226,383			486	
488			State Funds Adjustments:																	487	
489			Tuition Mitigation					2,533,344							2,533,344					488	
490			Maintenance and Care of State-Owned Assets							2,716,061					2,716,061					489	
491			Federal Funds Adjustments:																	490	
492			Other Funds Adjustments:																	491	
493			Federal Fund Authorization Increase													10,000,000				492	
494			Other Funds Adjustments:																	493	
495			Other Fund Authorization Increase														39,900,000			494	
496																				495	
497																				496	
498			SUBTOTAL INCREMENTAL ADJUSTMENTS					2,533,344		2,716,061					5,249,405	10,000,000	39,900,000			497	
499			SUBTOTAL MUSC					96,360,888							99,076,949	187,455,169	545,126,383			498	
500																				499	
501	H530	24	Area Health Education Consortium (AHEC)				11,346,486								11,346,486	844,700	2,808,927			500	
502			State Funds Adjustments:																	501	
503			Health Careers Pipeline Program					670,000							670,000					502	
504			Federal Funds Adjustments:																	503	
505			Other Funds Adjustments:																	504	
506																				505	
507																				506	
508																				507	
509																				508	
510			SUBTOTAL INCREMENTAL ADJUSTMENTS					670,000							670,000					509	
511			SUBTOTAL CONSORTIUM OF COMMUNITY TEACHING HOSPITALS					12,016,486							12,016,486	844,700	2,808,927			510	
512																				511	
513			SUBTOTAL INCREMENTAL ADJUSTMENTS							100,081,364											512
514			SUBTOTAL HIGHER EDUCATION INSTITUTIONS						400,000						691,549,881	808,523,247	3,667,096,742			513	
515																				514	
516	H590	25	Board for Technical and Comprehensive Education				180,654,639								180,654,639	52,614,581	502,130,285			515	
517			State Funds Adjustments:																	516	
518			Tuition Mitigation																	517	
519			Maintenance and Care of State-Owned Assets:																	518	
520			Trident Technical College												13,800,360					519	
521			Northeastern Technical College												2,112,767					520	
522			Florence-Darlington Technical College												3,391,059					521	
523			Greenville Technical College												11,455,178					522	
524			Horry-Georgetown Technical College												6,770,992					523	
525			Midlands Technical College												10,473,588					524	
526			Orangeburg Calhoun Technical College												2,602,326					525	
527			Piedmont Technical College												5,432,123					526	
528			Spartanburg Community College												7,427,445					527	
529			Central Carolina Technical College												3,245,180					528	
530			Tri-County Technical College												6,424,839					529	
531			York Technical College												4,715,093					530	
																				531	

Unaudited 01/07/22	SUMMARY CONTROL DOCUMENT FY 2022-2023 Appropriation Bill										Governor's Executive Budget									
	The Summary Control Document is the SC Department of Administration - Executive Budget Office's attempt to maintain a historical record in summary form reflecting the Governor's Budget recommendations. It is not intended to be construed as a binding, legal document.																			
Line	FY 2022-23 Agency Beginning Base	Part 1A Recurring Funds	Nonrecurring Proviso	FY 2021-22 Capital Reserve Fund	Total State Funds	Federal Funds	Other Funds	Total	Line	FY 2022-23 Agency Beginning Base	Part 1A Recurring Funds	Nonrecurring Proviso	FY 2021-22 Capital Reserve Fund	Total State Funds	Federal Funds	Other Funds	Total	Line		
532				2,008,921	2,008,921			2,008,921	532				2,008,921				2,008,921	532		
533				692,305	692,305			692,305	533				692,305				692,305	533		
534				2,295,733	2,295,733			2,295,733	534				2,295,733				2,295,733	534		
535				655,217	655,217			655,217	535				655,217				655,217	535		
536									536									536		
537									537									537		
538									538									538		
539									539							4,975,000	4,975,000	539		
540									540									540		
541									541									541		
542				83,503,126	83,503,126			83,503,126	542	4,877,675			83,503,126	88,380,801		4,975,000	93,355,801	542		
543									543	185,532,314				269,035,440	52,614,581	507,105,285	828,755,306	543		
544									544									544		
545	H790	26	Department of Archives & History						545					2,835,935	897,583	1,794,158	5,027,676	545		
546			State Funds Adjustments:						546									546		
547			SC American Revolution Sestercentennial Commission						547	522,000	9,399,000			9,921,000			9,921,000	547		
548			Historic Preservation State Grant Fund						548		1,000,000			1,000,000			1,000,000	548		
549			Agency Digital Conversion to Cloud Storage						549		250,000			250,000			250,000	549		
550			Develop African American History Curriculum for SC American Revolution 250th						550		100,000			100,000			100,000	550		
551									551									551		
552									552									552		
553			Federal Funds Adjustments:						553									553		
554									554									554		
555			Other Funds Adjustments:						555									555		
556									556									556		
557									557									557		
558			SUBTOTAL INCREMENTAL ADJUSTMENTS						558	522,000	10,749,000			11,271,000			11,271,000	558		
559			SUBTOTAL DEPT OF ARCHIVES & HISTORY						559	3,357,935				14,106,935	897,583	1,294,158	16,298,676	559		
560									560									560		
561	H870	27	State Library						561					16,222,581	2,701,146	267,000	19,190,727	561		
562			State Funds Adjustments:						562									562		
563									563									563		
564			Federal Funds Adjustments:						564									564		
565									565									565		
566			Other Funds Adjustments:						566									566		
567									567									567		
568									568									568		
569			SUBTOTAL INCREMENTAL ADJUSTMENTS						569									569		
570			SUBTOTAL STATE LIBRARY						570	16,222,581				16,222,581	2,701,146	267,000	19,190,727	570		
571									571									571		
572	H910	28	Arts Commission						572					5,891,836	1,335,641	148,707	7,376,184	572		
573			State Funds Adjustments:						573									573		
574			Cultural Arts and Theater Center Grants						574		450,000			450,000			450,000	574		
575									575									575		
576			Federal Funds Adjustments:						576									576		
577									577									577		
578			Other Funds Adjustments:						578									578		
579									579									579		
580									580									580		
581			SUBTOTAL INCREMENTAL ADJUSTMENTS						581			450,000		450,000			450,000	581		
582			SUBTOTAL ARTS COMMISSION						582	5,891,836				6,341,836	1,335,641	148,707	7,826,184	582		
583									583									583		
584	H950	29	State Museum (State Museum Commission)						584					4,143,017		3,100,000	7,243,017	584		
585			State Funds Adjustments:						585									585		
586			STEAM Educational Programs and Outreach						586	350,000				350,000			350,000	586		
587			Annual IT Licenses and Maintenance Costs						587	100,000				100,000			100,000	587		
588			Customer Management System						588	86,000	300,000			386,000			386,000	588		
589			Stewardship of the State Collection						589	140,000				140,000			140,000	589		
590			Permanent Gallery Renovation - Reimagine the Experience (RTE); Phase 3						590		3,250,000			3,250,000			3,250,000	590		

Unaudited 01/07/22	SUMMARY CONTROL DOCUMENT FY 2022-2023 Appropriation Bill	The Summary Control Document is the SC Department of Administration - Executive Budget Office's attempt to maintain a historical record in summary form reflecting the Governor's Budget recommendations. It is not intended to be construed as a binding, legal document.	Governor's Executive Budget									
			State					Federal		Other		Total
Line			FY 2022-23 Agency Beginning Base	Part 1A Recurring Funds	Nonrecurring Proviso	FY 2021-22 Capital Reserve Fund	Total State Funds	Federal Funds	Other Funds	Total Funds	Line	
591		Museum Security System Upgrades - Phase 2			450,000		450,000			450,000	591	
592		Museum's IT Network Upgrade			110,000		110,000			110,000	592	
593		Security & Wayfinding Public Announcement System			75,000		75,000			75,000	593	
594											594	
595											595	
596		Federal Funds Adjustments:									596	
597											597	
598		Other Funds Adjustments:									598	
599											599	
600											600	
601		SUBTOTAL INCREMENTAL ADJUSTMENTS		676,000	4,185,000		4,861,000			4,861,000	601	
602		SUBTOTAL STATE MUSEUM		4,819,017			9,004,017		3,100,000	12,104,017	602	
603											603	
604	H960	Confederate Relic Room and Military Museum Commission	952,953				952,953		419,252	1,372,205	604	
605		State Funds Adjustments:									605	
606		Collections Storage Infrastructure			95,000		95,000			95,000	606	
607		SC Vietnam Veterans Program			30,000		30,000			30,000	607	
608											608	
609		Other Funds Adjustments:									609	
610											610	
611											611	
612		SUBTOTAL INCREMENTAL ADJUSTMENTS			125,000		125,000			125,000	612	
613		SUBTOTAL CONFEDERATE RELIC ROOM AND MILITARY MUSEUM COMMISSION		952,953			1,077,953		419,252	1,497,205	613	
614	H730	Vocational Rehabilitation	17,499,167				17,499,167	122,342,107	35,340,201	175,181,475	614	
616		State Funds Adjustments:									616	
617		Outreach/Referral Marketing			125,000		125,000			125,000	617	
618		Data Circuits Upgrade			226,073		226,073			226,073	618	
619		ADA Compliant Vehicle Replacement			520,000		520,000			520,000	619	
620		Data Protection & Backup System Replacement			195,000		195,000			195,000	620	
621		Network Switch Upgrades for Security and Phone System Upgrades			74,250		74,250			74,250	621	
622		Berkeley-Dorchester VR Center Re-roofing			494,000		494,000			494,000	622	
623		Conway VR Center Re-roofing			540,000		540,000			540,000	623	
624		Rock Hill VR Center Re-roofing			604,000		604,000			604,000	624	
625											625	
626		Federal Funds Adjustments:									626	
627											627	
628		Other Funds Adjustments:									628	
629											629	
630											630	
631		SUBTOTAL INCREMENTAL ADJUSTMENTS		351,073	2,427,250		2,778,323			2,778,323	631	
632		SUBTOTAL VOCATIONAL REHABILITATION		17,850,240			20,277,490	122,342,107	35,340,201	177,959,798	632	
633											633	
634	J020	Department of Health & Human Services	1,428,119,437				1,428,119,437	5,476,528,182	1,036,919,848	7,941,567,467	634	
635		State Funds Adjustments:									635	
636		Maintenance of Effort Annualization			150,000,000		150,000,000			150,000,000	636	
637		Request to Maintain Access to Long Term Care Services			9,088,838		9,088,838			9,088,838	637	
638		Provider Rates Adjustments			18,590,000		18,590,000			18,590,000	638	
639		The South Carolina Institute of Medicine & Public Health			100,000		100,000			100,000	639	
640		SC Department of Disabilities and Special Needs (SC DDSN) Appropriation Transfer			(841,273)		(841,273)			(841,273)	640	
641		Medical Contracts			2,000,000		2,000,000			2,000,000	641	
642		Youth Psychiatric Residential Treatment Facility			5,000,000		5,000,000			5,000,000	642	
643											643	
644		Federal Funds Adjustments:									644	
645		Maintenance of Effort Annualization						219,359,786		219,359,786	645	
646		Request to Maintain Access to Long Term Care Services						115,113,750		115,113,750	646	
647		Provider Rates						71,190,000		71,190,000	647	
648											648	
649		Other Funds Adjustments:							79,473,379	79,473,379	649	
650		Maintenance of Effort Annualization									650	

Updated 01/07/22	SUMMARY CONTROL DOCUMENT FY 2022-2023 Appropriation Bill										Governor's Executive Budget													
	The Summary Control Document is the SC Department of Administration - Executive Budget Office's attempt to maintain a historical record in summary form reflecting the Governor's Budget recommendations. It is not intended to be construed as a binding, legal document.										State					Federal					Other			
Line	FY 2022-23 Agency Beginning Base	Part IA Recurring Funds	Nonrecurring Proviso	FY 2021-22 Capital Reserve Fund	Total State Funds	Federal Funds	Total Other Funds	Total	Line	FY 2022-23 Agency Beginning Base	Part IA Recurring Funds	Nonrecurring Proviso	FY 2021-22 Capital Reserve Fund	Total State Funds	Federal Funds	Total Other Funds	Total							
651									651								15,520,000							
652									652															
653									653															
654									654															
655		176,937,565	7,000,000		183,937,565	405,663,536		684,594,480	655	176,937,565	7,000,000			183,937,565	405,663,536	94,993,379	684,594,480							
656		1,605,057,002			1,612,057,002	5,882,191,718		8,626,161,947	656	1,605,057,002				1,612,057,002	5,882,191,718	1,131,913,227	8,626,161,947							
657									657															
658	34	150,563,275			150,563,275	286,140,200		657,603,207	658	150,563,275				150,563,275	286,140,200	220,899,732	657,603,207							
659									659															
660			3,000,000		3,000,000			3,000,000	660	3,000,000				3,000,000			3,000,000							
661			598,878		598,878			598,878	661	598,878				598,878			598,878							
662			2,518,414	981,078	3,499,492			3,499,492	662	2,518,414	981,078			3,499,492			3,499,492							
663			488,943		488,943			488,943	663	488,943				488,943			488,943							
664			650,488		650,488			650,488	664	650,488				650,488			650,488							
665			812,762	179,534	992,296			992,296	665	812,762	179,534			992,296			992,296							
666				5,039,612	5,039,612			5,039,612	666		5,039,612			5,039,612			5,039,612							
667				4,741,178	4,741,178			4,741,178	667		4,741,178			4,741,178			4,741,178							
668				10,324,876	10,324,876			10,324,876	668		10,324,876			10,324,876			10,324,876							
669									669															
670									670															
671									671															
672									672															
673									673															
674									674															
675									675															
676									676															
677			8,069,485	21,266,278	29,335,763			29,335,763	677	8,069,485	21,266,278			29,335,763			29,335,763							
678			158,632,760		158,632,760			158,632,760	678	158,632,760				158,632,760			158,632,760							
679									679															
680	J120	284,733,604			284,733,604	22,270,928		573,360,983	680	284,733,604				284,733,604	22,270,928	266,356,451	573,360,983							
681									681															
682									682															
683									683															
684									684															
685									685															
686									686															
687									687															
688									688															
689									689															
690									690															
691									691															
692									692															
693									693															
694									694															
695									695															
696									696															
697									697															
698	J160	284,998,315			284,998,315	340,000		830,044,065	698	284,998,315				284,998,315	340,000	544,705,750	830,044,065							
699									699															
700									700															
701									701															
702									702															
703									703															
704									704															
705									705															
706									706															
707									707															
708									708															
709									709															
710									710															

Updated 01/07/22		Governor's Executive Budget										
SUMMARY CONTROL DOCUMENT FY 2022-2023 Appropriation Bill												
<i>The Summary Control Document is the SC Department of Administration - Executive Budget Office's attempt to maintain a historical record in summary form reflecting the Governor's Budget recommendations. It is not intended to be construed as a binding, legal document.</i>												
Line	Agency	Beginning Base	State				Federal	Other	Total	Line	Funds	Total
			Part 1A Recurring Funds	Nonrecurring Proviso	FY 2021-22 Capital Reserve Fund	Total State Funds						
711												711
712												712
713												713
714												714
715												715
716												716
717			11,325,273	2,140,000	-	13,465,273	22,378,044	35,843,317				717
718			296,323,588			298,463,588	340,000	865,887,382				718
719												719
720	37	15,238,057				15,238,057	77,872,054	1,574,397				720
721												721
722			7,501,000	1,000,000		8,501,000		8,501,000				722
723												723
724												724
725												725
726												726
727								500,000				727
728												728
729			7,501,000	1,000,000	-	8,501,000	500,000	9,001,000				729
730			22,739,057			23,739,057	77,872,054	2,074,397				730
731												731
732	1040	236,357,181				236,357,181	522,732,510	56,346,297				732
733												733
734			39,278,347			39,278,347		39,278,347				734
735												735
736												736
737							11,092,339	11,092,339				737
738												738
739												739
740												740
741												741
742			39,278,347			39,278,347	11,092,339	50,370,686				742
743			275,835,528			275,835,528	533,824,849	56,346,297				743
744												744
745	L240	4,632,378				4,632,378	9,564,818	403,000				745
746												746
747			466,000			466,000		466,000				747
748			127,000			127,000		127,000				748
749												749
750												750
751			593,000			593,000	162,569	162,569				751
752												752
753												753
754								40,000,000				754
755												755
756			593,000			593,000	162,569	40,000,000				756
757			5,225,378			5,225,378	9,727,387	40,403,000				757
758												758
759	1060	19,182,464				19,182,464	27,349,923	6,054,297				759
760												760
761			900,000			900,000		900,000				761
762			280,000			280,000		280,000				762
763			3,553,000			3,553,000		3,553,000				763
764								150,000				764
765												765
766												766
767							200,000	200,000				767
768							17,245,000	17,245,000				768
769							800,000	800,000				769

Updated	01/07/22			SUMMARY CONTROL DOCUMENT	Governor's Executive Budget												Line						
							FY 2022-23 Agency Beginning Base	State				Federal	Other	Total	Funds								
								Part 1A Recurring Funds	Nonrecurring Proviso	Capital Reserve Fund	Total State Funds					Federal Funds		Other Funds					
																			FY 2021-22				
				SUMMARY CONTROL DOCUMENT																			
				FY 2022-2023 Appropriation Bill																			
				<i>The Summary Control Document is the SC Department of Administration - Executive Budget Office's attempt to maintain a historical record in summary form reflecting the Governor's Budget recommendations. It is not intended to be construed as a binding, legal document.</i>																			
770																							770
771																							771
772																							772
773																							773
774																							774
775																							775
776																							776
777	L080	41			8,131,240									451,680									777
778																							778
779																							779
780																							780
781																							781
782																							782
783																							783
784																							784
785																							785
786																							786
787																							787
788																							788
789																							789
790																							790
791																							791
792																							792
793	L320	42																					793
794																							794
795																							795
796																							796
797																							797
798																							798
799																							799
800																							800
801																							801
802																							802
803																							803
804																							804
805																							805
806																							806
807																							807
808																							808
809																							809
810																							810
811																							811
812																							812
813																							813
814																							814
815	P120	43			24,112,125																		815
816																							816
817																							817
818																							818
819																							819
820																							820
821																							821
822																							822
823																							823
824																							824
825																							825
826																							826
827																							827
828																							828

Unaudited 01/07/22	SUMMARY CONTROL DOCUMENT FY 2022-2023 Appropriation Bill										Governor's Executive Budget									
	The Summary Control Document is the SC Department of Administration - Executive Budget Office's attempt to maintain a historical record in summary form reflecting the Governor's Budget recommendations. It is not intended to be construed as a binding, legal document.																			
Line											State		Federal		Other		Total			
											Part 1A Recurring Funds	Nonrecurring Proviso	FY 2021-22 Capital Reserve Fund	Total State Funds	Federal Funds	Other Funds	Total Funds	Line		
829											26,381,125			32,806,125	4,763,560	11,678,713	49,248,398	829		
830																		830		
831	P160	44												15,819,062	5,742,604	9,190,015	30,751,681	831		
832																		832		
833											400,000			400,000			400,000	833		
834											500,000			500,000			500,000	834		
835												3,550,000		3,550,000			3,550,000	835		
836																		836		
837																		837		
838																		838		
839																		839		
840																		840		
841																		841		
842											900,000	3,550,000		4,450,000			4,450,000	842		
843											16,719,062			20,269,062	5,742,604	9,190,015	35,201,681	843		
844																		844		
845	P200	45									50,546,403			50,546,403	22,525,000	23,395,568	96,466,971	845		
846																		846		
847																		847		
848																		848		
849																		849		
850																		850		
851																		851		
852																		852		
853																		853		
854											50,546,403			50,546,403	22,525,000	23,395,568	96,466,971	854		
855																		855		
856	P210	46												6,659,331	5,500,395		12,159,726	856		
857																		857		
858																		858		
859																		859		
860																		860		
861																		861		
862																		862		
863														6,659,331	5,500,395		12,159,726	863		
864																		864		
865	P240	47												43,230,403	31,748,635	49,395,777	124,374,815	865		
866																		866		
867											334,129			334,129			334,129	867		
868											861,000	8,820,000		9,681,000			9,681,000	868		
869											1,043,516			1,043,516			1,043,516	869		
870											338,584			338,584			338,584	870		
871											881,423			881,423			881,423	871		
872											1,594,413	676,500		2,270,913			2,270,913	872		
873											892,100			892,100			892,100	873		
874												550,000		550,000			550,000	874		
875												8,772,000		8,772,000			8,772,000	875		
876												15,000,000		15,000,000			15,000,000	876		
877																		877		
878															1,685,107		1,685,107	878		
879																		879		
880																		880		
881																		881		
882																(504,405)	(504,405)	882		
883																4,725,664	4,725,664	883		
884																1,000,000	1,000,000	884		
885																		885		
886											5,945,165	33,818,500		39,763,665	1,685,107	5,221,259	46,670,031	886		
887											49,175,568			82,994,068	33,433,742	54,617,036	171,044,846	887		



Unaudited 01/07/22	SUMMARY CONTROL DOCUMENT FY 2022-2023 Appropriation Bill										
	Governor's Executive Budget										
Line		FY 2022-23 Agency Beginning Base	State				Federal Funds	Other Funds	Total Funds	Line	
			Part 1A Recurring Funds	Nonrecurring Proviso	FY 2021-22 Capital Reserve Fund	Total State Funds					
888									888		
889	P260 48	841,049				841,049		450,000	889	5,841,049	
890									890		
891									891		
892									892		
893									893		
894									894		
895									895		
896									896		
897									897		
898						841,049		450,000	898	5,841,049	
899									899		
900	P280 49	49,029,883				49,029,883		69,788,122	900	123,323,115	
901									901		
902						525,000			902	525,000	
903						3,563,560			903	3,563,560	
904							1,500,000		904	1,500,000	
905						6,500,000			905	6,500,000	
906						3,000,000			906	3,000,000	
907						1,000,000			907	1,000,000	
908						2,000,000			908	2,000,000	
909						500,000			909	500,000	
910						500,000			910	500,000	
911						500,000			911	500,000	
912						3,000,000			912	3,000,000	
913						1,000,000			913	1,000,000	
914									914		
915									915		
916									916		
917									917		
918								3,494,442	918	3,494,442	
919									919		
920						4,088,560			920	4,088,560	
921						53,118,443			921	53,118,443	
922								23,588,560	922	23,588,560	
923	P320 50	53,247,617				53,247,617		54,611,500	923	107,859,117	
924									924		
925									925		
926						500,000			926	500,000	
927									927		
928						51,000,000			928	51,000,000	
929						150,000,000			929	150,000,000	
930						4,000,000			930	4,000,000	
931									931		
932								18,000	932	18,000	
933									933		
934									934		
935								120,000	935	120,000	
936								62,000	936	62,000	
937									937		
938						500,000			938	500,000	
939						53,747,617			939	53,747,617	
940	P340 51							18,000	940	18,000	
941									941		
942									942		
943									943		
944									944		
945								18,000	945	18,000	
946									946		
947									947		
948								600,000	948	600,000	

Unaudited 01/07/22	SUMMARY CONTROL DOCUMENT FY 2022-2023 Appropriation Bill	Executive Budget Office's attempt to maintain a historical record in summary form reflecting the Governor's Budget recommendations It is not intended to be construed as a binding, legal document.	Governor's Executive Budget										
			State					Federal		Other			Total
			FY 2021-22				FY 2022-23		FY 2021-22				
			Capital Reserve Fund	Nonrecurring Proviso	Part IA Recurring Funds	Agency Beginning Base	Capital Reserve Fund	Nonrecurring Proviso	Part IA Recurring Funds	Federal Funds	Federal Funds	Federal Funds	Total Funds
949		SUBTOTAL INCREMENTAL ADJUSTMENTS		-	-					18,000	600,000	618,000	949
950		SUBTOTAL JOBS-ECONOMIC DEVELOPMENT AUTHORITY		-	-					36,000	1,005,150	1,041,150	950
951													
952	P360	Patriots Point Authority									13,836,012	13,836,012	952
953		State Funds Adjustments:											953
954													954
955		Other Funds Adjustments:											955
956													956
957													957
958		SUBTOTAL INCREMENTAL ADJUSTMENTS		-	-								958
959		SUBTOTAL PATRIOTS POINT AUTHORITY								13,836,012		13,836,012	959
960													960
961	P400	Conservation Bank	9,080,383							10,000,000	5,000,000	24,080,383	961
962		State Funds Adjustments:											962
963		Conservation Grant Funding		14,500,000								14,500,000	963
964													964
965		Other Funds Adjustments:											965
966													966
967													967
968		SUBTOTAL INCREMENTAL ADJUSTMENTS		14,500,000						14,500,000		14,500,000	968
969		SUBTOTAL CONSERVATION BANK	9,080,383	14,500,000						10,000,000	5,000,000	38,580,383	969
970													970
971	P450	Rural Infrastructure Authority	22,035,656							700,000	21,484,000	44,219,656	971
972		State Funds Adjustments:											972
973		Planning and Technical Assistance		2,000,000								2,000,000	973
974													974
975		Other Funds Adjustments:											975
976		Other Fund Authorization Increase									390,000	390,000	976
977													977
978		SUBTOTAL INCREMENTAL ADJUSTMENTS		2,000,000						2,000,000	390,000	2,390,000	978
979		SUBTOTAL RURAL INFRASTRUCTURE AUTHORITY	22,035,656	2,000,000						700,000	21,874,000	46,609,656	979
980													980
981	B040	Judicial Department	79,602,552							835,393	22,123,000	102,560,945	981
982		State Funds Adjustments:											982
983													983
984		Federal Funds Adjustments:											984
985													985
986		Other Funds Adjustments:											986
987													987
988													988
989		SUBTOTAL INCREMENTAL ADJUSTMENTS		79,602,552						835,393	22,123,000	102,560,945	989
990		SUBTOTAL JUDICIAL DEPARTMENT	79,602,552							835,393	22,123,000	102,560,945	990
991													991
992	C050	Administrative Law Court	3,946,181								1,655,986	5,602,167	992
993		State Funds Adjustments:											993
994													994
995		Other Funds Adjustments:											995
996													996
997													997
998		SUBTOTAL INCREMENTAL ADJUSTMENTS											998
999		SUBTOTAL ADMINISTRATIVE LAW JUDGES	3,946,181								1,655,986	5,602,167	999
1000													1000
1001	E200	Attorney General	20,736,609							60,003,654	26,764,911	107,505,174	1001
1002		State Funds Adjustments:											1002
1003		Retention and Personnel Funding		626,470								626,470	1003
1004		Assistant Solicitor General		150,000								150,000	1004
1005		Crime Victim Services Ombudsman Operating		241,000								241,000	1005
1006													1006
1007		Federal Funds Adjustments:											1007



Unaudited 01/07/22	SUMMARY CONTROL DOCUMENT FY 2022-2023 Appropriation Bill	The Summary Control Document is the SC Department of Administration - Executive Budget Office's attempt to maintain a historical record in summary form reflecting the Governor's Budget recommendations. It is not intended to be construed as a binding, legal document.	Governor's Executive Budget									
			State			Federal		Other		Total		
Line			FY 2022-23 Agency Beginning Base	Part 1A Recurring Funds	Nonrecurring Proviso	FY 2021-22 Capital Reserve Fund	Total State Funds	Federal Funds	Other Funds	Total Funds	Line	
1068	Local Law Enforcement Accreditation				250,000		250,000			250,000	1068	
1069	Governor's Law Enforcement Award				30,000		30,000			30,000	1069	
1070	Vehicle Replacement				2,000,000		2,000,000			2,000,000	1070	
1071	Body Camera and Vests Grants				20,000,000		20,000,000			20,000,000	1071	
1072	Local Law Enforcement Grants				2,000,000		2,000,000			2,000,000	1072	
1073											1073	
1074	Federal Funds Adjustments:										1074	
1075											1075	
1076	Other Funds Adjustments:										1076	
1077	School Safety Program - Transfer to GF										1077	
1078									(13,000,000)	(13,000,000)	1078	
1079	SUBTOTAL INCREMENTAL ADJUSTMENTS			26,029,457	24,280,000	-	50,309,457		(13,000,000)	37,309,457	1079	
1080	SUBTOTAL DEPARTMENT OF PUBLIC SAFETY			136,305,376			160,585,376	26,363,242	45,957,430	232,906,048	1080	
1081											1081	
N200	64 Law Enforcement Training Council (Criminal Justice Academy)		9,137,185				9,137,185	729,000	6,805,025	16,671,210	1082	
1083	State Funds Adjustments:										1083	
1084	Instructor Salary Adjustments			229,497			229,497			229,497	1084	
1085	Sheriffs Ethics Training			200,000			200,000			200,000	1085	
1086	Main Campus Dormitory Restrooms Renovation			1,240,553			1,240,553			1,240,553	1086	
1087											1087	
1088	Federal Funds Adjustments:										1088	
1089	Instructor Salary Adjustments							18,245	18,245	18,245	1089	
1090											1090	
1091	Other Funds Adjustments:										1091	
1092	Administrative Salary Adjustment								181,216	181,216	1092	
1093											1093	
1094	SUBTOTAL INCREMENTAL ADJUSTMENTS			229,497	1,440,553	-	1,670,050	18,245	181,216	1,869,511	1094	
1095	SUBTOTAL LAW ENFORCEMENT TRAINING COUNCIL			9,366,682			10,807,235	747,245	6,986,241	18,540,721	1095	
1096											1096	
N040	65 Department of Corrections		479,682,781				479,682,781	3,773,785	66,209,210	549,665,776	1097	
1098	State Funds Adjustments:										1098	
1099	Expansion Of K-9 Unit At Level III Lee Correctional Institution				352,500		352,500			352,500	1099	
1100	Critical Agency-Wide Transportation Equipment				1,177,300		1,177,300			1,177,300	1100	
1101	CDL Training School Modification				192,000		192,000			192,000	1101	
1102	Critical Deferred Maintenance Projects				10,000,000		10,000,000			10,000,000	1102	
1103											1103	
1104	Federal Funds Adjustments:										1104	
1105											1105	
1106	Other Funds Adjustments:										1106	
1107											1107	
1108											1108	
1109	SUBTOTAL INCREMENTAL ADJUSTMENTS				11,721,800	-	11,721,800			11,721,800	1109	
1110	SUBTOTAL DEPT. OF CORRECTIONS			479,682,781			491,404,581	3,773,785	66,209,210	561,387,576	1110	
1111											1111	
N080	66 Department of Probation, Parole & Pardon Services		50,776,855				50,776,855	206,000	21,044,391	72,027,246	1112	
1112	State Funds Adjustments:										1112	
1113	Insurance Reserve Fund Rate Increases										1113	
1114	Agency Fleet Replacement Plan				562,692		562,692			562,692	1114	
1115	Agency Recruitment and Retention Pay Plan				625,672		625,672			625,672	1115	
1116	Reshaping Re-Entry Program				1,391,046		1,391,046			1,391,046	1116	
1117	Expansion of Domestic Violence (DV) Program				964,733		964,733			964,733	1117	
1118	Expansion of Mental Health (MH) Program				642,186		642,186			642,186	1118	
1119	Information Technology Computer Network Refresh				540,910		540,910			540,910	1119	
1120					1,236,051		1,236,051			1,236,051	1120	
1121	Motorola Radio				3,365,116		3,365,116			3,365,116	1121	
1122	Live Scan				998,921		998,921			998,921	1122	
1123	Body Worn Cameras				545,565		545,565			545,565	1123	
1124											1124	
1125	Federal Funds Adjustments:										1125	
1126	Other Funds Adjustments:										1126	

Unaudited 01/07/22	SUMMARY CONTROL DOCUMENT FY 2022-2023 Appropriation Bill	The Summary Control Document is the SC Department of Administration - Executive Budget Office's attempt to maintain a historical record in summary form reflecting the Governor's Budget recommendations. It is not intended to be construed as a binding, legal document.	Governor's Executive Budget									
			State		Federal		Other		Total		Line	
			FY 2022-23 Agency Beginning Base	Part 1A Recurring Funds	Nonrecurring Proviso	FY 2021-22 Capital Reserve Fund	Total State Funds	Federal Funds	Other Funds	Total Funds		
1128											1128	
1129											1129	
1130				4,727,239			10,872,892			10,872,892	1130	
1131				55,504,084			61,649,747	206,000	21,044,391	82,900,138	1131	
1132											1132	
1133			124,812,779				124,812,779	3,000,000	18,992,699	146,805,478	1133	
1134											1134	
1135											1135	
1136											1136	
1137											1137	
1138											1138	
1139											1139	
1140											1140	
1141											1141	
1142				124,812,779			124,812,779	3,000,000	18,992,699	146,805,478	1142	
1143											1143	
1144			2,845,854				2,845,854	614,217	1,026,156	4,486,227	1144	
1145											1145	
1146				83,057			83,057			83,057	1146	
1147				83,057			83,057			83,057	1147	
1148					9,000		9,000			9,000	1148	
1149											1149	
1150											1150	
1151											1151	
1152											1152	
1153											1153	
1154											1154	
1155											1155	
1156				166,114	9,000		175,114			175,114	1156	
1157				3,011,968			3,020,968	614,217	1,026,156	4,661,341	1157	
1158			1,765,621				1,765,621		261,814	2,027,435	1158	
1159											1159	
1160				222,560			222,560			222,560	1160	
1161				129,325			129,325			129,325	1161	
1162											1162	
1163											1163	
1164											1164	
1165											1165	
1166				351,885			351,885			351,885	1166	
1167				2,117,506			2,117,506		261,814	2,379,320	1167	
1168											1168	
1169											1169	
1170									6,158,198	6,158,198	1170	
1171											1171	
1172											1172	
1173											1173	
1174									6,158,198	6,158,198	1174	
1175											1175	
1176			3,000,180				3,000,180	886,960	14,579,879	18,467,019	1176	
1177											1177	
1178											1178	
1179											1179	
1180											1180	
1181											1181	
1182											1182	
1183									1,500,000	1,500,000	1183	
1184											1184	
1185									1,500,000	1,500,000	1185	
1186				3,000,180			3,000,180	886,960	16,079,879	19,967,019	1186	

Unaudited 01/07/22		Governor's Executive Budget														
SUMMARY CONTROL DOCUMENT FY 2022-2023 Appropriation Bill																
<i>The Summary Control Document is the SC Department of Administration - Executive Budget Office's attempt to maintain a historical record in summary form reflecting the Governor's Budget recommendations. It is not intended to be construed as a binding, legal document.</i>																
Line	1187	1188	1189	1190	1191	1192	1193	1194	1195	1196	State			Federal	Other	Total
											FY 2021-22 Capital Reserve Fund	Nonrecurring Proviso	Part 1A Recurring Funds			
											FY 2022-23 Agency Beginning Base					
1187											2,658,055					1187
1188	R080	74	Workers Compensation Commission								2,658,055			5,607,845	8,265,900	1188
1189			State Funds Adjustments:												1189	
1190			IT Legacy System Modernization Project						5,000,000						5,000,000	1190
1191			Other Funds Adjustments:												1191	
1192															1192	
1193															1193	
1194															1194	
1195			SUBTOTAL INCREMENTAL ADJUSTMENTS						5,000,000						5,000,000	1195
1196			SUBTOTAL WORKERS COMP COMMISSION						2,658,055					5,607,845	13,265,900	1196
1197															1197	
1198	R120	75	State Accident Fund											10,811,063	10,811,063	1198
1199			Other Funds Adjustments:												1199	
1200															1200	
1201															1201	
1202			SUBTOTAL INCREMENTAL ADJUSTMENTS												1202	
1203			SUBTOTAL STATE ACCIDENT FUND											10,811,063	10,811,063	1203
1204															1204	
1205	R200	78	Department of Insurance								6,250,283			14,030,754	20,281,037	1205
1206			State Funds Adjustments:												1206	
1207															1207	
1208			Other Funds Adjustments:												1208	
1209															1209	
1210															1210	
1211			SUBTOTAL INCREMENTAL ADJUSTMENTS												1211	
1212			SUBTOTAL DEPARTMENT OF INSURANCE						6,250,283					14,030,754	20,281,037	1212
1213															1213	
1214	R230	79	Board of Financial Institutions											5,816,804	5,816,804	1214
1215			Other Funds Adjustments:												1215	
1216			Other Fund Authorization Increase											555,000	555,000	1216
1217															1217	
1218			SUBTOTAL INCREMENTAL ADJUSTMENTS											555,000	555,000	1218
1219			SUBTOTAL BOARD OF FINANCIAL INSTITUTIONS											6,371,804	6,371,804	1219
1220															1220	
1221	R280	80	Department of Consumer Affairs								1,982,502			2,218,896	4,201,398	1221
1222			State Funds Adjustments:												1222	
1223															1223	
1224			Other Funds Adjustments:												1224	
1225			Other Fund Authorization Increase											168,281	168,281	1225
1226			Compliance Tracking Database (NR)											60,000	60,000	1226
1227															1227	
1228			SUBTOTAL INCREMENTAL ADJUSTMENTS											228,281	228,281	1228
1229			SUBTOTAL DEPT. OF CONSUMER AFFAIRS								1,982,502			2,447,177	4,429,679	1229
1230															1230	
1231	R360	81	Department of Labor, Licensing, & Regulation								5,558,113			47,038,208	56,500,585	1231
1232			State Funds Adjustments:												1232	
1233			State Fire Marshal - USAR Funding											6,000,000	6,000,000	1233
1234			Local Fire Department Grants						280,000					280,000	280,000	1234
1235			Agency Technology Upgrades						2,800,000					2,800,000	2,800,000	1235
1236			EMT Tuition Assistance						850,000					850,000	850,000	1236
1237			Emergency Response Task Force - Regional Team Equipment						5,000,000					5,000,000	5,000,000	1237
1238			Emergency Response Task Force - USAR - SC Task Force 1 Equipment						12,000,000					12,000,000	12,000,000	1238
1239			USAR Building Renovation						2,750,000					2,750,000	2,750,000	1239
1240															1240	
1241			Federal Funds Adjustments:												1241	
1242															1242	
1243			Other Funds Adjustments:												1243	
1244			Other Fund Authorization Increase											2,052,000	2,052,000	1244
1245															1245	



Unaudited 01/07/22	SUMMARY CONTROL DOCUMENT FY 2022-2023 Appropriation Bill											Governor's Executive Budget											
	The Summary Control Document is the SC Department of Administration - Executive Budget Office's attempt to maintain a historical record in summary form reflecting the Governor's Budget recommendations. It is not intended to be construed as a binding, legal document.											State			Federal			Other			Total		
												FY 2021-22		FY 2022-23		FY 2021-22		FY 2022-23		FY 2021-22		FY 2022-23	
	Line	Agency	Beginning Base	Part 1A Recurring Funds	Nonrecurring Proviso	Capital Reserve Fund	State Funds	Federal Funds	Other Funds	Total Funds	Line	Agency	Beginning Base	Part 1A Recurring Funds	Nonrecurring Proviso	Capital Reserve Fund	State Funds	Federal Funds	Other Funds	Total Funds			
1305										1305													
1306	U300	87	2,155,692			2,155,692			2,155,692	1306						2,155,692	3,478,867			12,884,559			
1307										1307													
1308										1308						20,000				20,000			
1309										1309													
1310										1310													
1311										1311													
1312										1312													
1313										1313													
1314										1314													
1315										1315						20,000				20,000			
1316										1316						2,175,692	3,478,867	7,250,000		12,904,559			
1317										1317													
1318	Y140	88								1318													
1319										1319													
1320										1320						1,000,000				1,000,000			
1321										1321						300,000,000				300,000,000			
1322										1322													
1323										1323						301,000,000				301,000,000			
1324										1324						301,000,000				301,000,000			
1325										1325													
1326	A010	91A	18,473,722			18,473,722				1326						18,473,722		300,000		18,773,722			
1327										1327													
1328										1328													
1329										1329													
1330										1330													
1331										1331													
1332										1332													
1333										1333													
1334										1334													
1335	A050	91B	23,212,609			23,212,609				1335						23,212,609				23,212,609			
1336										1336													
1337										1337													
1338										1338													
1339										1339													
1340										1340													
1341	A150	91C	5,013,427			5,013,427				1341						5,013,427		300,000		5,313,427			
1342										1342													
1343										1343													
1344										1344													
1345										1345													
1346										1346													
1347										1347													
1348	A170	91D	8,160,979			8,160,979				1348						8,160,979				8,160,979			
1349										1349													
1350										1350													
1351										1351													
1352										1352													
1353										1353													
1354	A200	91E	2,173,531			2,173,531				1354						2,173,531		400,000		2,573,531			
1355										1355													
1356										1356													
1357										1357													
1358										1358													
1359										1359													
1360										1360													
1361										1361													
1362										1362													
1363										1363													



			Governor's Executive Budget						
Unaudited	01/07/22		SUMMARY CONTROL DOCUMENT FY 2022-2023 Appropriation Bill						
			The Summary Control Document is the SC Department of Administration - Executive Budget Office's attempt to maintain a historical record in summary form reflecting the Governor's Budget recommendations. It is not intended to be construed as a binding, legal document.						
Line			State				Federal	Other	Total
			FY 2022-23	Part 1A	Nonrecurring Proviso	FY 2021-22			
			Agency	Recurring		State Funds	Federal	Other	Total
			Beginning Base	Funds	Funds	Funds	Funds	Funds	Funds
1364	D050	92A	3,593,629	-	-	3,593,629	-	-	3,593,629
1365									
1366									
1367									
1368									
1369									
1370									
1371	D200	92C	341,427	-	-	341,427	200,000	-	541,427
1372									
1373									
1374									
1375									
1376									
1377									
1378									
1379									
1380	D300	92D	2,043,404	-	-	2,043,404	100,000,000	-	102,043,404
1381									
1382									
1383									
1384									
1385									
1386									
1387									
1388									
1389									
1390									
1391	D500	93	64,077,780	-	-	64,077,780	81,237,600	146,468,300	291,783,680
1392									
1393									
1394									
1395									
1396									
1397									
1398									
1399									
1400									
1401									
1402									
1403									
1404									
1405									
1406									
1407	D250	94	899,728	-	-	899,728	-	-	899,728
1408									
1409									
1410									
1411									
1412									
1413									
1414									
1415									
1416									
1417	E080	96	1,280,600	-	-	1,280,600	-	2,469,255	3,749,855
1418									
1419									
1420									
1421									
1422									

Unaudited 01/07/22	Governor's Executive Budget										
	SUMMARY CONTROL DOCUMENT FY 2022-2023 Appropriation Bill										
	<i>The Summary Control Document is the SC Department of Administration - Executive Budget Office's attempt to maintain a historical record in summary form reflecting the Governor's Budget recommendations. It is not intended to be construed as a binding, legal document.</i>										
	State										
Line	FY 2022-23 Agency Beginning Base	Part 1A Recurring Funds	Nonrecurring Proviso	FY 2021-22 Capital Reserve Fund	State Funds	Federal Funds	Other Funds	Total Funds	Line	Total	
1423					110,000				1423		
1424					1,390,600		259,650	369,650	1424		
1425							2,728,905	4,119,505	1425		
1426									1426		
1427	E120	97	2,640,766		2,640,766		875,434	3,516,200	1427		
1428									1428		
1429					99,142			99,142	1429		
1430									1430		
1431									1431		
1432									1432		
1433									1433		
1434					99,142			99,142	1434		
1435					2,739,908		875,434	3,615,342	1435		
1436									1436		
1437	E160	98	2,221,695		2,221,695		8,522,809	10,744,504	1437		
1438									1438		
1439									1439		
1440									1440		
1441							190,000	190,000	1441		
1442									1442		
1443							190,000	190,000	1443		
1444					2,221,695		8,712,809	10,934,504	1444		
1445									1445		
1446	E190	99					15,303,000	15,303,000	1446		
1447									1447		
1448									1448		
1449									1449		
1450									1450		
1451									1451		
1452	E240	100	12,549,737		12,549,737		6,725,961	19,275,698	1452		
1453									1453		
1454									1454		
1455					2,500,000			2,500,000	1455		
1456					2,000,000			2,000,000	1456		
1457					600,000			600,000	1457		
1458					15,000			15,000	1458		
1459					195,000			195,000	1459		
1460					75,000			75,000	1460		
1461					150,000			150,000	1461		
1462					4,355			4,355	1462		
1463					4,200,000			4,200,000	1463		
1464					221,000			221,000	1464		
1465					172,000			172,000	1465		
1466									1466		
1467							2,500,000	2,500,000	1467		
1468									1468		
1469							2,000,000	2,000,000	1469		
1470									1470		
1471									1471		
1472									1472		
1473									1473		
1474					5,344,355		4,788,000	10,132,355	1474		
1475					17,894,092			22,682,092	1475		
1476	E260	101	3,996,707		3,996,707			3,996,707	1476		
1477									1477		
1478									1478		
1479					125,126			125,126	1479		
1480					157,992		8,000	165,992	1480		
1481					2,004,000		4,000	2,008,000	1481		
1481					100,000			100,000	1481		

Unaudited 01/07/22		SUMMARY CONTROL DOCUMENT FY 2022-2023 Appropriation Bill										Governor's Executive Budget									
The Summary Control Document is the SC Department of Administration - Executive Budget Office's attempt to maintain a historical record in summary form reflecting the Governor's Budget recommendations. It is not intended to be construed as a binding, legal document.																					
Line	Agency	Beginning Base	FY 2022-23				FY 2021-22				Federal		Other		Total						
			Part 1A Recurring Funds	Nonrecurring Proviso	Capital Reserve Fund	Total State Funds	Part 1A Recurring Funds	Nonrecurring Proviso	Capital Reserve Fund	Total State Funds	Federal Funds	Other Funds	Federal Funds	Other Funds	Federal Funds	Other Funds	Federal Funds	Other Funds			
1482			12,000	1,283,380			1,295,380									1,295,380	1482				
1483				8,000,000			8,000,000									8,000,000	1483				
1484				10,000,000			10,000,000									10,000,000	1484				
1485																	1485				
1486																	1486				
1487																	1487				
1488																	1488				
1489			2,395,118	19,295,380			21,690,498									21,690,498	1489				
1490			6,391,825				25,687,205							545,000		26,232,205	1490				
1491																	1491				
1492	E280	102		7,618,383			7,618,383							5,413,977		14,032,360	1492				
1493																	1493				
1494			2,800,000				2,800,000									2,800,000	1494				
1495			225,000				225,000									225,000	1495				
1496																	1496				
1497																	1497				
1498																	1498				
1499																	1499				
1500			3,025,000				3,025,000									3,025,000	1500				
1501			10,643,383				10,643,383							5,413,977		17,698,060	1501				
1502																	1502				
1503	E500	103		5,341,522			5,341,522							2,511,274		7,852,796	1503				
1504																	1504				
1505			485,000				485,000									485,000	1505				
1506																	1506				
1507																	1507				
1508																	1508				
1509																	1509				
1510																	1510				
1511																	1511				
1512																	1512				
1513			485,000				485,000									485,000	1513				
1514			5,826,522				5,826,522							2,511,274		8,337,796	1514				
1515	E550	104		1,752,870			1,752,870									1,752,870	1515				
1516																	1516				
1517																	1517				
1518																	1518				
1519																	1519				
1520																	1520				
1521																	1521				
1522			1,752,870				1,752,870							21,580,614		23,333,484	1522				
1523																	1523				
1524	F270	105		4,916,057			4,916,057							2,579,639		7,495,696	1524				
1525																	1525				
1526			630,000				630,000									630,000	1526				
1527																	1527				
1528																	1528				
1529																	1529				
1530																	1530				
1531			630,000				630,000									630,000	1531				
1532			5,546,057				5,546,057							2,579,639		8,125,696	1532				
1533																	1533				
1534	F500	108		112,368,739			112,368,739							42,030,091		154,398,830	1534				
1535																	1535				
1536																	1536				
1537																	1537				
1538																	1538				
1539																	1539				
1540																	1540				

Unaudited 01/07/22	SUMMARY CONTROL DOCUMENT FY 2022-2023 Appropriation Bill											
	The Summary Control Document is the SC Department of Administration - Executive Budget Office's attempt to maintain a historical record in summary form reflecting the Governor's Budget recommendations. It is not intended to be construed as a binding, legal document.											
Line		FY 2022-23 Agency Beginning Base	State				Federal Funds	Other Funds	Total	Line		Line
			Part IA Recurring Funds	Nonrecurring Proviso	FY 2021-22 Capital Reserve Fund	State Funds						
1541			112,368,739					112,368,739	1541		1541	
1542									1542		1542	
1543	R440 109	53,065,721						53,065,721	1543		1543	
1544									1544		1544	
1545									1545		1545	
1546									1546		1546	
1547									1547		1547	
1548									1548		1548	
1549									1549		1549	
1550									1550		1550	
1551									1551		1551	
1552									1552		1552	
1553									1553		1553	
1554	R520 110	1,692,221						1,692,221	1554		1554	
1555									1555		1555	
1556									1556		1556	
1557									1557		1557	
1558									1558		1558	
1559									1559		1559	
1560									1560		1560	
1561									1561		1561	
1562									1562		1562	
1563	S600 111	182,967						182,967	1563		1563	
1564									1564		1564	
1565									1565		1565	
1566									1566		1566	
1567									1567		1567	
1568									1568		1568	
1569									1569		1569	
1570									1570		1570	

Unaudited 01/07/22	SUMMARY CONTROL DOCUMENT FY 2022-2023 Appropriation Bill	The Summary Control Document is the SC Department of Administration - Executive Budget Office's attempt to maintain a historical record in summary form reflecting the Governor's Budget recommendations. It is not intended to be construed as a binding, legal document.	Governor's Executive Budget									
			FY 2022-23 Agency Beginning Base		State				Federal		Other	
Line			Recurring	Part IA	Nonrecurring	Proviso	Capital Reserve Fund	Total State Funds	Federal Funds	Other Funds	Total Funds	Line
1571												1571
1572			EDUCATION IMPROVEMENT ACT									1572
1573			Recurring					Total				1573
1574			Part IA		Nonrecurring			EIA				1574
1575			990,684,000					990,684,000				1575
1576					89,101,000			89,101,000				1576
1577												1577
1578												1578
1579												1579
1580			990,684,000		89,101,000			1,079,785,000				1580
1581												1581
1582			(894,399,999)					(894,399,999)				1582
1583												1583
1584			96,284,001		89,101,000			185,385,001				1584
1585												1585
1586			Appropriations									1586
1587			Recurring:									1587
1588			Adult Education					5,000,000				1588
1589			Career & Technology Education					10,000,000				1589
1590			Reading Coaches					6,416,951				1590
1591			Instructional Materials					5,991,000				1591
1592			School Safety Program					(13,000,000)				1592
1593			PowerSchool/Data Collection					3,200,000				1593
1594			CDEPP - SCDE					5,983,049				1594
1595			Teacher Supplies					1,210,500				1595
1596			Teacher Salary Supplement - Fringe/Employer Cont.					4,009,000				1596
1597			STEM Centers SC (H120)					1,500,000				1597
1598			Gov. School for Arts & Humanities (H630)					74,079				1598
1599			Will Lou Gray Opp. School (H710)					12,524				1599
1600			School for Deaf & Blind (H750)					129,353				1600
1601			John de la Howe School (L120)					25,348				1601
1602			Clemson Agriculture Education Teachers (P200)					68,412				1602
1603			Center for Educational Partnerships (H270)					1,500,000				1603
1604			Regional Education Centers (P320)					3,000,000				1604
1605			Gov. School for Math & Science (H630)					80,850				1605
1606			Save the Children (A850)					1,000,000				1606
1607			Working Conditions Survey (CERRA) (H470)					475,000				1607
1608			School Quality Survey					1,000,000				1608
1609			Education Data Dashboard (A850)					3,500,000				1609
1610			Jobs for America's Graduates (H590)					3,000,000				1610
1611			S.C. Public Charter Schools					46,107,935				1611
1612			READY					6,000,000				1612
1613												1613
1614			Non-Recurring:									1614
1615			SDE - Grants Committee					4,083,275				1615
1616			Charter Schools					14,067,725				1616
1617			Instructional Materials					59,000,000				1617
1618			Carolina Collaborative for Alternative Preparation (H270)					450,000				1618
1619			Schools of Innovation					10,000,000				1619
1620			Palmetto Partners - Artificial Intelligence					1,500,000				1620
1621												1621
1622			Total EIA Appropriations					96,284,001				1622
1623								89,101,000				1623
1624			Residual Balance									1624
1625												1625
1626			EDUCATION IMPROVEMENT ACT RECAP									1626
1627			New EIA Recurring Appropriations Base					990,684,000				1627
1628			EIA Non-Recurring Appropriations					89,101,000				1628
1629			Total EIA Appropriations:					990,684,000				1629
								1,079,785,000				





# Appendices

## Appendices

- January 7, 2022 letter from Frank Rainwater, Executive Director, South Carolina Revenue and Fiscal Affairs Office, certifying that the FY 2022-23 Executive Budget is balanced.
- November 18, 2021 letter from Frank Rainwater, Executive Director, South Carolina Revenue and Fiscal Affairs Office, assessing the prospective revenue impact of reducing all of the individual income tax rates over five years by a total of 1 percent each beginning in tax year 2022.
- November 19, 2021 letter from Frank Rainwater, Executive Director, South Carolina Revenue and Fiscal Affairs Office, assessing the prospective revenue impact of a full deduction of military retirement income in tax year 2022.
- November 18, 2021 letter from Frank Rainwater, Executive Director, South Carolina Revenue and Fiscal Affairs Office, assessing the prospective revenue impact of allowing a complete deduction of police officers, peace officers, and firefighters' retirement income from individual income tax beginning in tax year 2022.
- January 6, 2022 letter from Frank Rainwater, Executive Director, South Carolina Revenue and Fiscal Affairs Office, assessing the prospective revenue impact to a change in proviso 118.7 – Admissions Tax





**SOUTH CAROLINA  
REVENUE AND FISCAL AFFAIRS OFFICE**

EDWARD B. GRIMBALL, Chairman  
ALAN D. CLEMMONS  
EMERSON F. GOWER, JR.

FRANK A. RAINWATER  
Executive Director

January 7, 2022

The Honorable Henry McMaster  
Governor, State of South Carolina  
The State House  
Columbia, South Carolina 29201

Dear Governor McMaster:

Pursuant to Proviso 117.64 and based upon the information provided by the Executive Budget Office, this letter is to certify that the proposed FY 2022-23 Executive Budget is in balance as follows:

General Fund Revenue (Net of Tax Relief Trust Fund)	<u>\$10,059,850,369</u>
Appropriation of General Fund Expenditures (Part IA)	<u>\$10,059,850,369</u>
Balance	<u>\$0</u>

Sincerely,

A handwritten signature in blue ink that reads "Frank A. Rainwater".

Frank A. Rainwater  
Executive Director

FAR/am



**SOUTH CAROLINA  
REVENUE AND FISCAL AFFAIRS OFFICE**

EDWARD B. GRIMBALL, Chairman  
ALAN D. CLEMMONS  
EMERSON F. GOWER, JR.

FRANK A. RAINWATER  
Executive Director

November 18, 2021

The Honorable Henry McMaster  
Governor, State of South Carolina  
First Floor, State House  
Columbia, South Carolina 29201

Dear Governor McMaster:

This is in response to a request by staff for the estimated revenue impact of reducing all of the individual income tax rates over five years by a total of 1 percent each beginning in tax year 2022. These estimates reflect the November 10, 2021, forecast by the Board of Economic Advisors and are based on our long-range expectations for personal income growth.

We estimate the impact on individual income tax revenue from lowering the individual income tax rates by 0.2 percent each year for five years based upon individual income tax return data for 2019. By tax year 2026, the last year of the proposed rate reduction, the tax rates will be lowered by 1 percent to 0 percent, 2 percent, 3 percent, 4 percent, 5 percent, and 6 percent, respectively. General Fund individual income tax revenue will be reduced by a total of \$1,000,259,000 in tax year 2026. The projected individual income tax reduction by tax year is included in the attached tables by taxable income range.

We anticipate that taxpayers who file estimated tax payments will begin reducing their quarterly declarations in response to the tax reduction. As such, 5.25 percent of the total tax year impact is recognized in the prior fiscal year for the first two calendar quarters from reduced estimated tax payments, and the remaining impact is reflected in the next fiscal year through the remaining reduced payments and higher refunds. The projected General Fund impact on a fiscal year basis is provided in the table below based upon these assumptions. The fiscal year estimates in later years most likely will vary from the estimates provided below if withholdings tables are adjusted to reflect the overall decrease in tax liability or taxpayer behavior changes in response to the tax reduction.

The Honorable Henry McMaster

November 18, 2021

Page 2

Fiscal Year	General Fund Individual Income Tax Revenue	Annual Additional General Fund Individual Income Tax Revenue
FY 2021-22	(\$8,814,000)	(\$8,814,000)
FY 2022-23	(\$177,474,000)	(\$168,660,000)
FY 2023-24	(\$360,935,000)	(\$183,461,000)
FY 2024-25	(\$560,761,000)	(\$199,826,000)
FY 2025-26	(\$777,879,000)	(\$217,118,000)
FY 2026-27	(\$947,745,000)	(\$169,866,000)

Please be advised, this estimate affects the current fiscal year, FY 2021-22, and the reduction is not reflected in the FY 2021-22 revenue base. As such, the General Fund revenue impact on the budget for FY 2022-23 will be the cumulative total reduction of \$177,474,000.

If we may be of any further assistance, please advise.

Sincerely,



Frank A. Rainwater  
Executive Director

FAR/lhj

Enclosures: 5

cc: Mr. Kevin Etheridge, Executive Budget Office  
Mr. Sym Singh, Governor's Office

**ESTIMATED TAX YEAR 2022 INDIVIDUAL INCOME TAX IMPACT**

**Proposal: Reduce all rates by 0.20% to 0%, 2.80%, 3.80%, 4.80%, 5.80%, and 6.80% with brackets unchanged.**

**With these brackets and rates, 100.0% of returns have a lower or unchanged liability and the General Fund impact is (\$ 167,887,000).**

2019 Base Estimated Taxable Income Range	Current Tax Structure					Estimate of Tax Year Impact		
	Projected # of Returns 2022	Cumulative # of Returns	Cumulative % of Returns	Projected Average Taxable Income 2022	Average Tax Liability 2022	Proposed Average Tax Liability 2022	Average Tax Increase/ (Decrease) 2022	Total Dollar Increase/ (Decrease) 2022
0	946,016	946,016	35.47%	\$0	\$0	\$0	\$0	\$0
1-5,000	245,154	1,191,170	44.66%	\$2,411	\$11	\$10	(\$1)	(\$172,476)
5,000-10,000	184,262	1,375,432	51.57%	\$7,848	\$156	\$147	(\$10)	(\$1,712,750)
10,000-20,000	296,134	1,671,566	62.67%	\$15,587	\$565	\$540	(\$25)	(\$7,336,513)
20,000-30,000	222,927	1,894,493	71.03%	\$26,178	\$1,288	\$1,242	(\$46)	(\$10,244,933)
30,000-40,000	163,564	2,058,057	77.16%	\$36,754	\$2,028	\$1,961	(\$68)	(\$10,976,487)
40,000-50,000	121,833	2,179,890	81.73%	\$47,313	\$2,767	\$2,679	(\$89)	(\$10,748,780)
50,000-60,000	92,336	2,272,226	85.19%	\$57,902	\$3,508	\$3,399	(\$110)	(\$10,101,992)
60,000-70,000	71,506	2,343,732	87.87%	\$68,505	\$4,250	\$4,120	(\$131)	(\$9,339,419)
70,000-80,000	57,024	2,400,757	90.01%	\$79,088	\$4,991	\$4,839	(\$152)	(\$8,654,910)
80,000-90,000	45,267	2,446,024	91.71%	\$89,656	\$5,731	\$5,558	(\$173)	(\$7,827,213)
90,000-100,000	35,751	2,481,774	93.05%	\$100,260	\$6,473	\$6,279	(\$195)	(\$6,939,872)
100,000-125,000	61,263	2,543,037	95.35%	\$117,738	\$7,697	\$7,468	(\$230)	(\$14,033,867)
125,000-150,000	36,519	2,579,556	96.72%	\$144,367	\$9,561	\$9,278	(\$283)	(\$10,310,623)
150,000-175,000	22,826	2,602,382	97.57%	\$170,891	\$11,417	\$11,082	(\$336)	(\$7,655,515)
175,000-200,000	14,736	2,617,118	98.12%	\$197,256	\$13,263	\$12,875	(\$389)	(\$5,719,102)
200,000-250,000	17,429	2,634,548	98.78%	\$234,898	\$15,898	\$15,435	(\$464)	(\$8,076,677)
250,000-300,000	9,613	2,644,160	99.14%	\$288,236	\$19,632	\$19,062	(\$571)	(\$5,480,043)
300,000-400,000	9,689	2,653,849	99.50%	\$362,212	\$24,810	\$24,092	(\$719)	(\$6,956,880)
400,000-500,000	4,666	2,658,515	99.68%	\$470,428	\$32,385	\$31,451	(\$935)	(\$4,359,863)
500,000- \$1M	6,302	2,664,817	99.91%	\$705,569	\$48,845	\$47,440	(\$1,405)	(\$8,852,017)
\$1 M +	2,337	2,667,154	100.00%	\$2,653,220	\$185,180	\$179,880	(\$5,301)	(\$12,386,818)
<b>Total</b>	<b>2,667,154</b>			<b>\$33,433</b>	<b>\$1,795</b>	<b>\$1,735</b>	<b>(\$60)</b>	<b>(\$167,887,000)</b>

2022 Current Tax Brackets	0.00% \$0 to 3,200	Proposed Tax Brackets	0.00% \$0 to 3,200
	3.00% \$3,200 to 6,410		2.80% \$3,200 to 6,410
	4.00% \$6,410 to 9,620		3.80% \$6,410 to 9,620
	5.00% \$9,620 to 12,820		4.80% \$9,620 to 12,820
	6.00% \$12,820 to 16,040		5.80% \$12,820 to 16,040
	7.00% Over \$16,040		6.80% Over \$16,040

Columns may not add to totals due to rounding

/a 2019 Base Year Grown by 2.3% per year.

/b 2019 Base Year Taxable Income Grown by 6.1%, 7.6%, and -0.9%.

Source: SC RFA; Data Source: SC Dept. of Revenue Income Tax Data 2019

RFA/lhj/1%5yr/11/18/2021

**ESTIMATED TAX YEAR 2023 INDIVIDUAL INCOME TAX IMPACT**

**Proposal: Reduce all rates by 0.40% to 0%, 2.60%, 3.60%, 4.60%, 5.60%, and 6.60% with brackets unchanged.**

**With these brackets and rates, 100.0% of returns have a lower or unchanged liability and the General Fund impact is (\$ 350,492,000).**

2019 Base Estimated Taxable Income Range	Current Tax Structure					Estimate of Tax Year Impact		
	Projected # of Returns 2023	Cumulative # of Returns	Cumulative % of Returns	Projected Average Taxable Income 2023	Average Tax Liability 2023	Proposed Average Tax Liability 2023	Average Tax Increase/ (Decrease) 2023	Total Dollar Increase/ (Decrease) 2023
0	967,774	967,774	35.47%	\$0	\$0	\$0	\$0	\$0
1-5,000	250,793	1,218,567	44.66%	\$2,463	\$10	\$9	(\$2)	(\$339,172)
5,000-10,000	188,500	1,407,067	51.57%	\$8,016	\$156	\$137	(\$19)	(\$3,533,516)
10,000-20,000	302,945	1,710,012	62.67%	\$15,922	\$569	\$518	(\$50)	(\$15,259,172)
20,000-30,000	228,054	1,938,066	71.03%	\$26,741	\$1,305	\$1,211	(\$94)	(\$21,356,098)
30,000-40,000	167,326	2,105,392	77.16%	\$37,545	\$2,061	\$1,924	(\$137)	(\$22,899,908)
40,000-50,000	124,635	2,230,027	81.73%	\$48,330	\$2,816	\$2,636	(\$181)	(\$22,434,447)
50,000-60,000	94,460	2,324,487	85.19%	\$59,148	\$3,573	\$3,350	(\$224)	(\$21,090,046)
60,000-70,000	73,151	2,397,638	87.87%	\$69,978	\$4,332	\$4,065	(\$267)	(\$19,501,484)
70,000-80,000	58,336	2,455,974	90.01%	\$80,789	\$5,088	\$4,778	(\$310)	(\$18,074,485)
80,000-90,000	46,308	2,502,282	91.71%	\$91,584	\$5,844	\$5,491	(\$354)	(\$16,347,541)
90,000-100,000	36,573	2,538,855	93.05%	\$102,416	\$6,602	\$6,206	(\$397)	(\$14,495,382)
100,000-125,000	62,672	2,601,527	95.35%	\$120,270	\$7,852	\$7,384	(\$468)	(\$29,315,443)
125,000-150,000	37,359	2,638,886	96.72%	\$147,472	\$9,756	\$9,180	(\$577)	(\$21,540,059)
150,000-175,000	23,351	2,662,237	97.57%	\$174,566	\$11,653	\$10,968	(\$685)	(\$15,994,311)
175,000-200,000	15,075	2,677,312	98.12%	\$201,498	\$13,538	\$12,745	(\$793)	(\$11,949,235)
200,000-250,000	17,830	2,695,142	98.78%	\$239,949	\$16,230	\$15,283	(\$947)	(\$16,875,892)
250,000-300,000	9,834	2,704,976	99.14%	\$294,434	\$20,043	\$18,879	(\$1,165)	(\$11,450,883)
300,000-400,000	9,912	2,714,888	99.50%	\$370,002	\$25,333	\$23,867	(\$1,467)	(\$14,537,453)
400,000-500,000	4,773	2,719,661	99.68%	\$480,545	\$33,071	\$31,162	(\$1,909)	(\$9,110,946)
500,000- \$1M	6,446	2,726,107	99.91%	\$720,742	\$49,885	\$47,015	(\$2,870)	(\$18,499,138)
\$1M +	2,391	2,728,498	100.00%	\$2,710,278	\$189,153	\$178,325	(\$10,828)	(\$25,887,865)
<b>Total</b>	<b>2,728,498</b>			<b>\$34,152</b>	<b>\$1,824</b>	<b>\$1,700</b>	<b>(\$123)</b>	<b>(\$350,492,000)</b>

2023 Current Tax Brackets	0.00% \$0 to 3,330	Proposed Tax Brackets	0.00% \$0 to 3,330
	3.00% \$3,330 to 6,670		2.60% \$3,330 to 6,670
	4.00% \$6,670 to 10,000		3.60% \$6,670 to 10,000
	5.00% \$10,000 to 13,340		4.60% \$10,000 to 13,340
	6.00% \$13,340 to 16,690		5.60% \$13,340 to 16,690
	7.00% Over \$16,690		6.60% Over \$16,690

Columns may not add to totals due to rounding

/a 2019 Base Year Grown by 2.3% per year.

/b 2019 Base Year Taxable Income Grown by 6.1%, 7.6%, -0.9%, and 4.5% thereafter.

**ESTIMATED TAX YEAR 2024 INDIVIDUAL INCOME TAX IMPACT**

**Proposal: Reduce all rates by 0.60% to 0%, 2.40%, 3.40%, 4.40%, 5.40%, and 6.40% with brackets unchanged.**

**With these brackets and rates, 100.0% of returns have a lower or unchanged liability and the General Fund impact is (\$ 549,413,000).**

2019 Base Estimated Taxable Income Range	Current Tax Structure					Estimate of Tax Year Impact		
	Projected # of Returns 2024	Cumulative # of Returns	Cumulative % of Returns	Projected Average Taxable Income 2024	Average Tax Liability 2024	Proposed Average Tax Liability 2024	Average Tax Increase/ (Decrease) 2024	Total Dollar Increase/ (Decrease) 2024
0	990,033	990,033	35.47%	\$0	\$0	\$0	\$0	\$0
1-5,000	256,561	1,246,594	44.66%	\$2,516	\$10	\$8	(\$3)	(\$532,514)
5,000-10,000	192,835	1,439,429	51.57%	\$8,189	\$160	\$131	(\$29)	(\$5,540,653)
10,000-20,000	309,913	1,749,342	62.67%	\$16,265	\$581	\$504	(\$77)	(\$23,921,751)
20,000-30,000	233,299	1,982,642	71.03%	\$27,316	\$1,334	\$1,190	(\$144)	(\$33,477,941)
30,000-40,000	171,174	2,153,816	77.16%	\$38,352	\$2,106	\$1,897	(\$210)	(\$35,897,263)
40,000-50,000	127,502	2,281,318	81.73%	\$49,370	\$2,878	\$2,602	(\$276)	(\$35,167,230)
50,000-60,000	96,632	2,377,950	85.19%	\$60,420	\$3,651	\$3,309	(\$343)	(\$33,059,582)
60,000-70,000	74,834	2,452,784	87.87%	\$71,483	\$4,426	\$4,017	(\$409)	(\$30,569,301)
70,000-80,000	59,678	2,512,461	90.01%	\$82,526	\$5,199	\$4,724	(\$475)	(\$28,332,333)
80,000-90,000	47,373	2,559,835	91.71%	\$93,554	\$5,970	\$5,430	(\$541)	(\$25,625,230)
90,000-100,000	37,414	2,597,249	93.05%	\$104,618	\$6,745	\$6,138	(\$608)	(\$22,721,874)
100,000-125,000	64,113	2,661,362	95.35%	\$122,857	\$8,022	\$7,305	(\$717)	(\$45,952,578)
125,000-150,000	38,218	2,699,580	96.72%	\$150,643	\$9,967	\$9,083	(\$884)	(\$33,764,412)
150,000-175,000	23,888	2,723,469	97.57%	\$178,320	\$11,904	\$10,855	(\$1,050)	(\$25,071,314)
175,000-200,000	15,421	2,738,890	98.12%	\$205,831	\$13,830	\$12,615	(\$1,215)	(\$18,730,574)
200,000-250,000	18,240	2,757,130	98.78%	\$245,109	\$16,579	\$15,129	(\$1,451)	(\$26,453,137)
250,000-300,000	10,060	2,767,191	99.14%	\$300,766	\$20,475	\$18,691	(\$1,785)	(\$17,949,356)
300,000-400,000	10,140	2,777,330	99.50%	\$377,959	\$25,879	\$23,631	(\$2,248)	(\$22,787,555)
400,000-500,000	4,883	2,782,213	99.68%	\$490,879	\$33,783	\$30,858	(\$2,925)	(\$14,281,455)
500,000- \$1M	6,595	2,788,808	99.91%	\$736,242	\$50,959	\$46,562	(\$4,398)	(\$28,997,462)
\$1M +	2,446	2,791,254	100.00%	\$2,768,564	\$193,221	\$176,630	(\$16,591)	(\$40,579,252)
<b>Total</b>	<b>2,791,254</b>			<b>\$34,887</b>	<b>\$1,864</b>	<b>\$1,675</b>	<b>(\$189)</b>	<b>(\$549,413,000)</b>

2024 Current Tax Brackets	0.00% \$0 to 3,400	Proposed Tax Brackets	0.00% \$0 to 3,400
	3.00% \$3,400 to 6,800		2.40% \$3,400 to 6,800
	4.00% \$6,800 to 10,200		3.40% \$6,800 to 10,200
	5.00% \$10,200 to 13,610		4.40% \$10,200 to 13,610
	6.00% \$13,610 to 17,020		5.40% \$13,610 to 17,020
	7.00% Over \$17,020		6.40% Over \$17,020

Columns may not add to totals due to rounding

/a 2019 Base Year Grown by 2.3% per year.

/b 2019 Base Year Taxable Income Grown by 6.1%, 7.6%, -0.9%, and 4.5% thereafter.

**ESTIMATED TAX YEAR 2025 INDIVIDUAL INCOME TAX IMPACT**

**Proposal: Reduce all rates by 0.80% to 0%, 2.20%, 3.20%, 4.20%, 5.20%, and 6.20% with brackets unchanged.**

**With these brackets and rates, 100.0% of returns have a lower or unchanged liability and the General Fund impact is (\$ 765,557,000).**

2019 Base Estimated Taxable Income Range	Current Tax Structure					Estimate of Tax Year Impact		
	Projected # of Returns 2025	Cumulative # of Returns	Cumulative % of Returns	Projected Average Taxable Income 2025	Average Tax Liability 2025	Proposed Average Tax Liability 2025	Average Tax Increase/ (Decrease) 2025	Total Dollar Increase/ (Decrease) 2025
0	1,012,804	1,012,804	35.47%	\$0	\$0	\$0	\$0	\$0
1-5,000	262,462	1,275,266	44.66%	\$2,570	\$11	\$8	(\$3)	(\$744,242)
5,000-10,000	197,271	1,472,536	51.57%	\$8,365	\$163	\$124	(\$40)	(\$7,724,898)
10,000-20,000	317,041	1,789,577	62.67%	\$16,615	\$594	\$489	(\$105)	(\$33,338,881)
20,000-30,000	238,665	2,028,242	71.03%	\$27,904	\$1,363	\$1,168	(\$196)	(\$46,651,885)
30,000-40,000	175,111	2,203,354	77.16%	\$39,177	\$2,152	\$1,867	(\$286)	(\$50,021,221)
40,000-50,000	130,434	2,333,788	81.73%	\$50,431	\$2,940	\$2,564	(\$376)	(\$49,002,927)
50,000-60,000	98,855	2,432,643	85.19%	\$61,719	\$3,730	\$3,264	(\$466)	(\$46,065,484)
60,000-70,000	76,555	2,509,198	87.87%	\$73,020	\$4,521	\$3,965	(\$557)	(\$42,595,136)
70,000-80,000	61,050	2,570,248	90.01%	\$84,301	\$5,311	\$4,664	(\$647)	(\$39,477,907)
80,000-90,000	48,463	2,618,711	91.71%	\$95,565	\$6,100	\$5,363	(\$737)	(\$35,705,696)
90,000-100,000	38,274	2,656,985	93.05%	\$106,868	\$6,891	\$6,064	(\$828)	(\$31,660,099)
100,000-125,000	65,588	2,722,573	95.35%	\$125,499	\$8,195	\$7,219	(\$977)	(\$64,028,895)
125,000-150,000	39,097	2,761,671	96.72%	\$153,883	\$10,182	\$8,978	(\$1,204)	(\$47,046,057)
150,000-175,000	24,438	2,786,109	97.57%	\$182,155	\$12,161	\$10,731	(\$1,430)	(\$34,933,308)
175,000-200,000	15,776	2,801,885	98.12%	\$210,257	\$14,128	\$12,474	(\$1,655)	(\$26,098,327)
200,000-250,000	18,660	2,820,544	98.78%	\$250,380	\$16,937	\$14,961	(\$1,976)	(\$36,858,503)
250,000-300,000	10,292	2,830,836	99.14%	\$307,234	\$20,916	\$18,486	(\$2,431)	(\$25,009,693)
300,000-400,000	10,373	2,841,209	99.50%	\$386,087	\$26,436	\$23,375	(\$3,061)	(\$31,750,919)
400,000-500,000	4,995	2,846,204	99.68%	\$501,435	\$34,510	\$30,527	(\$3,984)	(\$19,898,952)
500,000- \$1M	6,746	2,852,950	99.91%	\$752,075	\$52,055	\$46,066	(\$5,989)	(\$40,403,299)
\$1M +	2,502	2,855,453	100.00%	\$2,828,103	\$197,377	\$174,780	(\$22,598)	(\$56,540,487)
<b>Total</b>	<b>2,855,453</b>			<b>\$35,637</b>	<b>\$1,905</b>	<b>\$1,647</b>	<b>(\$257)</b>	<b>(\$765,557,000)</b>

2025 Current Tax Brackets	0.00% \$0 to 3,470	Proposed Tax Brackets	0.00% \$0 to 3,470
	3.00% \$3,470 to 6,940		2.20% \$3,470 to 6,940
	4.00% \$6,940 to 10,410		3.20% \$6,940 to 10,410
	5.00% \$10,410 to 13,880		4.20% \$10,410 to 13,880
	6.00% \$13,880 to 17,360		5.20% \$13,880 to 17,360
	7.00% Over \$17,360		6.20% Over \$17,360

Columns may not add to totals due to rounding

/a 2019 Base Year Grown by 2.3% per year.

/b 2019 Base Year Taxable Income Grown by 6.1%, 7.6%, -0.9%, and 4.5% thereafter.

**ESTIMATED TAX YEAR 2026 INDIVIDUAL INCOME TAX IMPACT**

**Proposal: Reduce all rates by 1.00% to 0%, 2.00%, 3.00%, 4.00%, 5.00%, and 6.00% with brackets unchanged.**

**With these brackets and rates, 100.0% of returns have a lower or unchanged liability and the General Fund impact is (\$ 1,000,259,000).**

2019 Base Estimated Taxable Income Range	Current Tax Structure					Estimate of Tax Year Impact		
	Projected # of Returns 2026	Cumulative # of Returns	Cumulative % of Returns	Projected Average Taxable Income 2026	Average Tax Liability 2026	Proposed Average Tax Liability 2026	Average Tax Increase/ (Decrease) 2026	Total Dollar Increase/ (Decrease) 2026
0	1,036,098	1,036,098	35.47%	\$0	\$0	\$0	\$0	\$0
1-5,000	268,499	1,304,597	44.66%	\$2,625	\$11	\$7	(\$4)	(\$985,794)
5,000-10,000	201,808	1,506,405	51.57%	\$8,545	\$168	\$117	(\$51)	(\$10,120,160)
10,000-20,000	324,333	1,830,738	62.67%	\$16,972	\$609	\$475	(\$134)	(\$43,596,343)
20,000-30,000	244,154	2,074,892	71.03%	\$28,504	\$1,395	\$1,145	(\$250)	(\$60,974,730)
30,000-40,000	179,139	2,254,031	77.16%	\$40,019	\$2,201	\$1,836	(\$365)	(\$65,366,416)
40,000-50,000	133,434	2,387,465	81.73%	\$51,516	\$3,006	\$2,526	(\$480)	(\$64,029,587)
50,000-60,000	101,128	2,488,594	85.19%	\$63,046	\$3,813	\$3,218	(\$596)	(\$60,187,827)
60,000-70,000	78,315	2,566,909	87.87%	\$74,591	\$4,621	\$3,911	(\$711)	(\$55,651,349)
70,000-80,000	62,454	2,629,364	90.01%	\$86,114	\$5,428	\$4,602	(\$826)	(\$51,577,149)
80,000-90,000	49,578	2,678,941	91.71%	\$97,621	\$6,233	\$5,292	(\$941)	(\$46,647,815)
90,000-100,000	39,155	2,718,096	93.05%	\$109,166	\$7,041	\$5,985	(\$1,057)	(\$41,361,730)
100,000-125,000	67,097	2,785,193	95.35%	\$128,197	\$8,374	\$7,127	(\$1,247)	(\$83,647,556)
125,000-150,000	39,997	2,825,189	96.72%	\$157,192	\$10,403	\$8,867	(\$1,537)	(\$61,459,760)
150,000-175,000	25,000	2,850,189	97.57%	\$186,072	\$12,425	\$10,599	(\$1,826)	(\$45,635,289)
175,000-200,000	16,139	2,866,328	98.12%	\$214,779	\$14,434	\$12,322	(\$2,113)	(\$34,093,300)
200,000-250,000	19,089	2,885,417	98.78%	\$255,765	\$17,303	\$14,781	(\$2,523)	(\$48,149,211)
250,000-300,000	10,528	2,895,945	99.14%	\$313,841	\$21,369	\$18,266	(\$3,104)	(\$32,670,451)
300,000-400,000	10,612	2,906,557	99.50%	\$394,390	\$27,007	\$23,098	(\$3,909)	(\$41,476,189)
400,000-500,000	5,110	2,911,667	99.68%	\$512,219	\$35,255	\$30,168	(\$5,087)	(\$25,993,753)
500,000- \$1M	6,902	2,918,568	99.91%	\$768,249	\$53,177	\$45,530	(\$7,648)	(\$52,777,819)
\$1M +	2,560	2,921,128	100.00%	\$2,888,922	\$201,624	\$172,770	(\$28,854)	(\$73,856,386)
<b>Total</b>	<b>2,921,128</b>			<b>\$36,403</b>	<b>\$1,948</b>	<b>\$1,619</b>	<b>(\$329)</b>	<b>(\$1,000,259,000)</b>

2026 Current Tax Brackets	0.00% \$0 to 3,530	Proposed Tax Brackets	0.00% \$0 to 3,530
	3.00% \$3,530 to 7,060		2.00% \$3,530 to 7,060
	4.00% \$7,060 to 10,590		3.00% \$7,060 to 10,590
	5.00% \$10,590 to 14,120		4.00% \$10,590 to 14,120
	6.00% \$14,120 to 17,660		5.00% \$14,120 to 17,660
	7.00% Over \$17,660		6.00% Over \$17,660

Columns may not add to totals due to rounding

/a 2019 Base Year Grown by 2.3% per year.

/b 2019 Base Year Taxable Income Grown by 6.1%, 7.6%, -0.9%, and 4.5% thereafter.





**SOUTH CAROLINA  
REVENUE AND FISCAL AFFAIRS OFFICE**

EDWARD B. GRIMBALL, Chairman  
ALAN D. CLEMMONS  
EMERSON F. GOWER, JR.

FRANK A. RAINWATER  
Executive Director

November 19, 2021

The Honorable Henry McMaster  
Governor, State of South Carolina  
First Floor, State House  
Columbia, SC 29201

Dear Governor McMaster:

This letter is in response to a request by staff for the estimated revenue impact of a full deduction of military retirement income in tax year 2022. This proposal allows an individual taxpayer under age 65 who has military retirement income to deduct an equal amount of South Carolina earned income from taxable income. This proposal further allows a taxpayer 65 and older who has military retirement income to deduct any military retirement income that is included in South Carolina taxable income.

Presently, Section 12-6-1171 provides an individual income tax deduction of up to \$17,500 of earned income for taxpayers under age 65 that receive military retirement income. The deduction is equal to the amount of military retirement income, not to exceed \$17,500. Additionally, taxpayers may deduct up to \$30,000 of military retirement income when they reach age 65. The estimated revenue impact in FY 2022-23 for these deductions totals \$21,079,000. The Board of Economic Advisors' (BEA) revenue forecast for that fiscal year reflects this reduction in General Fund individual income tax revenue as this deduction is included in the revenue base.

The first row of the table below reports the estimated revenue impact of the current deductions and proposed full deduction of all military retirement income for taxpayers under age 65 in tax year 2022. Based upon the data provided by the SC Department of Veterans Affairs from the Department of Defense, Office of the Actuary, we estimate that the individual income tax revenue impact of a fully implemented military retirement income deduction in FY 2022-23 will total \$18,548,000 for the estimated 17,646 taxpayers under age 65. The BEA forecast for individual income tax revenue includes impact of the current deductions estimated to be \$11,014,000. Therefore, the proposed complete deduction of the remaining military retirement for taxpayers under age 65 will reduce individual income tax revenue by an additional \$7,534,000 in FY 2022-23.

The Honorable Henry McMaster

November 19, 2021

Page 2

The second row of the table below reports the estimated revenue impact of the current and proposed deduction for taxpayers age 65 and older in tax year 2022. We estimate that the individual income tax revenue impact of the fully implemented military retirement income deduction in FY 2022-23 will total \$12,172,000 for the estimated 19,959 eligible taxpayers. For these taxpayers age 65 and older, the BEA forecast includes the reduction in the individual income tax revenue for the current deduction estimated to be \$10,065,000. Therefore, the proposed complete deduction of the remaining military retirement for taxpayers age 65 and older will reduce individual income tax revenue by an additional \$2,107,000 in FY 2022-23.

Combining the revenue impacts of the retirement income tax deduction for all military retirees results in an estimated total reduction in General Fund individual income tax revenue of \$30,720,000 for the estimated 37,604 taxpayers. Of this total, the current revenue forecast includes an estimated reduction of \$21,079,000. Therefore, the proposed complete deduction of all remaining military retirement income beginning in tax year 2022 will reduce General Fund individual income tax revenue by an additional \$9,641,000 in FY 2022-23.

**Estimated Number and Tax Revenue Reduction for  
Military Retirees FY 2022-23**

Age of Military Retirees	Total Estimated Number of Active Duty Military Retirees	Total Tax Revenue Reduction from Full Deduction	Total Revenue Reduction from Current Deduction	Additional Revenue Reduction from Full Military Retirement Deduction
Under Age 65	17,646	(\$18,548,000)	(\$11,014,000)	(\$7,534,000)
Age 65 and Older	19,959	(\$12,172,000)	(\$10,065,000)	(\$2,107,000)
<b>Total</b>	<b>37,604</b>	<b>(\$30,720,000)</b>	<b>(\$21,079,000)</b>	<b>(\$9,641,000)</b>

If we may be of further assistance, please advise.

Sincerely,



Frank A. Rainwater  
Executive Director

FAR/lhj

cc: Mr. Kevin Etheridge, Executive Budget Office  
Mr. Sym Singh, Governor's Office



**SOUTH CAROLINA  
REVENUE AND FISCAL AFFAIRS OFFICE**

EDWARD B. GRIMBALL, Chairman  
ALAN D. CLEMMONS  
EMERSON F. GOWER, JR.

FRANK A. RAINWATER  
Executive Director

November 18, 2021

The Honorable Henry McMaster  
Governor, State of South Carolina  
State House  
1100 Gervais Street  
Columbia, SC 29201

Dear Governor McMaster:

This letter is in response to a request by staff for the estimated revenue impact of allowing a comprehensive individual income tax deduction of retirement income for police officers, peace officers, and firefighters beginning in tax year 2022.

This analysis is based on data from the South Carolina Police Officers Retirement System (PORS). Membership in PORS includes police officers, peace officers, firefighters, coroners, magistrates, and probate judges. Police officers and firefighters must earn at least \$2,000 per year and devote at least 1,600 hours per year to this work. This revenue estimate includes all members of PORS, because the Public Employee Benefit Authority (PEBA) is unable to differentiate retirees by their previous occupations. Therefore, the estimated revenue impact may be over inclusive to your original request. In addition, this revenue estimate includes otherwise eligible retirement income of police officers, peace officers, and firefighters earned in other states and retirement income of South Carolina retirees who do not participate in PORS.

We estimate that this proposal would reduce General Fund individual income tax revenue by \$10,717,000 in FY 2022-23.

The following is a detailed revenue impact analysis of the proposed protective services retirement income deduction. Since current statutes allow various amounts of retirement income deductions by taxpayers depending on their age, we use PORS data to segregate these taxpayers into two categories: age 65 and older and under age 65. Currently, taxpayers age 65 and older may deduct income of up to \$15,000 per year, while taxpayers under age 65 may deduct retirement income of up to \$3,000 per year.

The latest available year of PORS data is for FY 2019-20. From this data, we estimate the number of retirees and their retirement benefits for tax year 2022, or FY 2022-23, by applying a growth rate of approximately 5.2 percent per year to the FY 2019-20 data. This growth rate is based upon previous estimates provided by the PORS consulting actuary. We estimate the number of additional retirees not covered by PORS by calculating the percentage of protective service providers in South Carolina for ages 18 to 60 from Census Bureau data and applying that percentage to the South Carolina population aged 60 and over. This adds approximately 11.3 percent more retirees and retirement benefits to the analysis above the number of retirees and retirement benefits reported by PORS.

PORS data is adjusted further for retirement benefits paid to disabled retirees because income from a total and permanent disability is deductible under current statutes in South Carolina. To account for this already exempt retirement income, we reduce the amount of estimated retirement benefits by 6.0 percent. This reduction is derived from PORS data indicating that approximately 15.0 percent of all retirement benefits in FY 2019-20 were disbursed to disabled retirees. Also, PORS' actuarial consultant estimates that 40 percent of disabled retirees would be classified as totally and permanently disabled. The product of these two estimates results in a 6.0 percent reduction in total retirement benefits.

The enclosed tables report the revenue impact by retirees under age 65, age 65 and older, and in total. We expect that 10,950 protective service retirees under age 65 in FY 2022-23 will have \$289,107,000 in retirement income. This represents approximately \$26,411 in average annual retirement income. Current law allows these retirees to deduct up to \$3,000 of retirement income. We estimate that the remaining \$256,257,000 in taxable retirement benefits at an average tax rate of 3.5 percent would generate \$8,969,000 in individual income tax in FY 2022-23.

For eligible protective services retirees age 65 and older, we expect that 11,810 retirees in FY 2022-23 will have \$235,994,000 in retirement income. This represents approximately \$19,978 in average annual retirement income. Current law allows these retirees to deduct up to \$15,000 of retirement income. We estimate that the remaining \$58,844,000 in taxable retirement benefits at an average tax rate of 2.96 percent would generate \$1,748,000 in individual income tax in FY 2022-23.

Combining the revenue impacts of the proposed protective services retirement income deduction for both age groups results in an estimated reduction in General Fund individual income tax revenue of \$10,717,000 in FY 2022-23.

The Honorable Henry McMaster  
November 18, 2021  
Page 3

If we may be of further assistance, please advise.

Sincerely,



Frank A. Rainwater  
Executive Director

FAR/lhj

Enclosure: 1

cc: Mr. Kevin Etheridge, Executive Budget Office  
Mr. Sym Singh, Governor's Office

### Estimated Number of Retirees Under Age 65 Eligible for the Proposed Retirement Deduction

Estimated Protective Services Retirement Benefit Payments	Estimated Number of Retirees	Estimated Annual Protective Services Retirement Benefits	Estimated Average Protective Services Retirement Benefit	Estimated Annual Protective Services Retirement Benefits Deducted Under Current Law, Maximum \$3,000	Estimated Remaining Protective Services Retirement Income	Estimated Tax on Remaining Protective Service Retirement Income
	9,940	\$236,439,000	\$23,788	\$29,820,000	\$206,619,000	\$7,232,000
	10,260	\$247,990,000	\$24,160	\$30,780,000	\$217,210,000	\$7,602,000
	10,600	\$262,801,000	\$24,793	\$31,800,000	\$231,001,000	\$8,085,000
	10,950	\$289,107,000	\$26,411	\$32,850,000	\$256,257,000	\$8,969,000

### Estimated Number of Retirees Age 65 and Older Eligible for the Proposed Retirement Deduction

Estimated Protective Services Retirement Benefit Payments	Estimated Number of Retirees	Estimated Annual Protective Services Retirement Benefits	Estimated Average Protective Services Retirement Benefit	Estimated Annual Protective Services Retirement Benefits Deducted Under Current Law, Maximum \$3,000	Estimated Remaining Protective Services Retirement Income	Estimated Tax on Remaining Protective Service Retirement Income
	10,730	\$202,431,000	\$18,873	\$160,950,000	\$41,481,000	\$1,232,000
	11,080	\$212,321,000	\$19,168	\$166,200,000	\$46,121,000	\$1,370,000
	11,440	\$225,002,000	\$19,670	\$171,600,000	\$53,402,000	\$1,586,000
	11,810	\$235,994,000	\$19,978	\$177,150,000	\$58,844,000	\$1,748,000

### Estimated Total Number of Retirees Eligible for the Proposed Retirement Deduction

Estimated Protective Services Retirement Benefit Payments	Estimated Number of Retirees	Estimated Annual Protective Services Retirement Benefits	Estimated Average Protective Services Retirement Benefit	Estimated Annual Protective Services Retirement Benefits Deducted Under Current Law, Maximum \$3,000	Estimated Remaining Protective Services Retirement Income	Estimated Tax on Remaining Protective Service Retirement Income
	20,670	\$438,870,000	\$21,232	\$190,770,000	\$248,100,000	\$8,464,000
	21,340	\$460,311,000	\$21,570	\$196,980,000	\$263,331,000	\$8,972,000
	22,040	\$487,803,000	\$22,133	\$203,400,000	\$284,403,000	\$9,671,000
	22,760	\$525,101,000	\$23,071	\$210,000,000	\$315,101,000	\$10,717,000

Source: Police Officers Retirement System Actuarial Valuation Report, various years. US Census Bureau Annual Estimates of the Resident Population for Selected Age Groups for South Carolina, July 1, 2019. All calculations and estimates are by RFA staff.



**SOUTH CAROLINA  
REVENUE AND FISCAL AFFAIRS OFFICE**

EDWARD B. GRIMBALL, Chairman  
ALAN D. CLEMMONS  
EMERSON F. GOWER, JR.

FRANK A. RAINWATER  
Executive Director

January 6, 2022

Mr. Kevin Etheridge  
Budget and Research Director, Executive Budget Office  
South Carolina Department of Administration  
1205 Pendleton Street, Suite 529  
Columbia, SC 29201

Dear Mr. Etheridge:

This letter is in response to your request for the fiscal impact of Proviso 118.7 as amended for inclusion in the FY 2022-23 Executive Budget.

Currently in the FY 2021-22 budget, up to \$114,000 of admissions tax revenue collected annually from all events held at a NASCAR sanctioned motor speedway or racetrack that hosts at least one race each year featuring the preeminent NASCAR cup series must be rebated to the motorsport's entertainment complex facility. The proviso is amended to allow 100 percent of the revenue to be rebated in FY 2022-23.

Admissions tax revenue was heavily affected by the COVID-19 pandemic in FY 2019-20 but has since rebounded. According to data from the Department of Revenue for admissions tax revenue from a motorsports entertainment complex, the state collected approximately \$105,000 in FY 2018-19, \$82,000 in FY 2019-20, and \$139,000 in FY 2020-21. Therefore, we estimate that amending the proviso would reduce General Fund admissions tax revenue by an approximately \$139,000 in FY 2022-23.

If we may be of further assistance, please advise.

Sincerely,

A handwritten signature in blue ink that reads "Frank A. Rainwater". The signature is fluid and cursive, with a long horizontal stroke extending to the right.

Frank A. Rainwater  
Executive Director

FAR/lhj